

04-07/06 Donington Park (GBR)

CIK-FIA European Superkart Championship, Round 1



Superkart

Race 2 (GBR2)

Document 9.1 OFFICIAL

Results

Subject to scrutineering & sporting investigations

Rnk	No.	Entrant	Nat	Driver	Nat	Equipment	Laps	Gap	Interv.	Best Lap	[QP-GBR1]
1	▲1	3	DEU	Elkmann, Peter	DEU	MS Kart / VM	13			1:27.176	[2-2]
2	▼1	2	CZE	Kout, Adam	CZE	MS Kart / DEA	13	0.722	0.722	1:27.179	[1-1]
3	▲1	5	GBR	Bennett, Gavin	GBR	Anderson / DEA	13	18.797	18.075	1:28.100	[4-12]
4	▲1	6	DEU	Jost, Andreas	DEU	Anderson / VM	13	28.413	9.616	1:29.117	[5-21]
5	▲1	8	NLD	Maasmann, Marcel	NLD	Anderson / FPE	13	32.080	3.667	1:28.771	[6-7]
6	▲1	4	DNK	Lilja, Henrik	DNK	PVP / PVP	13	32.437	0.357	1:29.024	[7-4]
7	▲6	96	GBR	Craven, Charles	GBR	MS Kart / VM	13	57.611	25.174	1:30.996	[13-8]
8	▲8	97	NLD	Verhaar, Mark	NLD	MS Kart / VM	13	1:24.126	26.515	1:32.875	[16-11]
9	▲9	47	DEU	Marggraf, Thomas	DEU	PVP / PVP	12	1 Lap	1 Lap	1:35.958	[18-17]
10	▲10	70	GBR	Hempshall, Victor	GBR	PVP / FPE	12	1 Lap	4.510	1:36.982	[20-16]
11	▲11	41	GBR	Rushforth, Simon	GBR	Spyda / FPE	12	1 Lap	7.400	1:36.635	[22-15]
12	▼4	78	GBR	Dredge, Jason	GBR	Anderson / PVP	11	2 Laps	1 Lap	1:28.711	[8-5]
13	▼4	15	GBR	Hulme, Carl	GBR	Anderson / FPE	9	4 Laps	2 Laps	1:28.821	[9-6]
14	▲5	46	FRA	Chapeau, Laurent	FRA	PVP / FPE	9	4 Laps	59.150	1:34.999	[19-14]
15	=	21	GBR	Harvey, David	GBR	Anderson / VM	7	6 Laps	2 Laps	1:32.577	[15-10]
16	▲1	90	DEU	Automobil-Club Höxter e.V. im	DEU	Anderson / DEA	5	8 Laps	2 Laps	1:34.496	[17-13]
17	▼14	1	FRA	Vinuales, Emmanuel	FRA	Anderson / VM	3	10 Laps	2 Laps	1:28.180	[3-3]
18	▼4	60	GBR	Kinsey, Carl	GBR	Anderson / VM	3	10 Laps	14.701	1:32.516	[14-9]
19	▼9	92	NLD	Nuy, Bart	NLD	MS Kart / VM	3	10 Laps	35.421	1:40.692	[10-20]
20	▼9	11	FIN	Lehtinen, Vesa	FIN	Anderson / DEA	1	12 Laps	2 Laps	1:36.501	[11-18]
21	=	16	GBR	Morley, Liam	GBR	Anderson / DEA	1	12 Laps	27.799	2:02.245	[21-19]

Not Classified

	86	Knook, Rob	NLD	Knook, Rob	NLD	MS Kart / VM		DNS			[12-DNS]
--	----	------------	-----	------------	-----	--------------	--	-----	--	--	----------

Leaders : No.3 Elkmann, Peter (1-13)

Start Time : 07/06 - 12:48:27

Best Lap : No.3 Elkmann, Peter

1:27.176 165,30 Kph

Weather : Slightly cloudy Air : 16°C Track : Dry

Event Record : No.2 Kout, Adam

1:26.446 166,70 Kph

04-07/06 Donington Park (GBR)

CIK-FIA European Superkart Championship, Round 1



Superkart

Race 2 (GBR2)

Lap Chart

For information purposes. No official / regulatory value

	1	2	3	4	5	6	7	8	9	10	11	12	13	14	15	16	17	18	19	20	21	22
Grid	2	3	1	5	6	8	4	78	15	92	11	86	96	60	21	97	90	47	46	70	16	41
Start	2	3	5	1	8	6	4	78	15	92	11	96	21	60	90	97	46	47	70	41	16	
Lap 1 Interval	3	2 1.1	1 1.3	5 0.1	78 1.2	4 0.2	6 0.0	15 0.8	8 0.3	96 0.3	21 0.8	11 0.7	60 0.4	90 1.5	97 1.2	46 0.8	92 0.1	70 0.9	41 1.2	47 2.1	16 19.2	
Lap 2	3	2 1.8	1 1.4	5 0.3	6 2.9	4 0.4	78 0.5	15 0.2	8 0.2	96 1.5	21 2.5	60 4.6	90 0.5	97 0.4	46 2.4	70 2.4	41 3.8	47 0.1	92 4.1			
Lap 3	3	2 1.8	5 2.5	1 2.9	6 2.0	4 0.8	78 1.0	15 0.0	8 0.5	96 1.8	21 3.6	60 4.6	97 2.7	90 1.0	46 2.9	70 3.5	47 3.8	41 2.2	92 19.0			
Lap 4	3	2 1.8	5 3.1	6 6.1	4 1.3	78 1.0	8 0.4	15 0.0	96 3.2	21 5.4	97 7.8	90 2.2	46 3.6	70 6.4	47 2.0	41 4.3						
Lap 5	3	2 1.9	5 4.3	6 6.7	4 1.3	78 1.0	8 1.0	15 0.4	96 4.5	21 7.0	97 8.4	46 7.2	90 2.4	70 6.5	47 0.9	41 5.6						
Lap 6	3	2 2.0	5 6.0	6 7.3	4 0.9	78 0.7	8 1.5	15 0.7	96 6.1	21 8.8	97 9.9	46 14.6	70 5.4	47 0.2	41 5.8							
Lap 7	3	2 2.1	5 7.3	6 7.8	4 1.8	78 0.3	8 0.6	15 0.7	96 8.8	21 10.3	97 10.1	46 17.4	47 6.8	70 1.5	41 3.5							
Lap 8	3	2 2.0	5 8.6	6 9.4	4 1.2	78 0.1	8 0.4	15 1.1	96 11.4	97 21.7	46 19.4	47 7.5	70 3.1	41 4.9								
Lap 9	3	2 1.3	5 10.5	6 9.2	4 1.7	8 1.1	78 0.2	15 0.1	96 14.0	97 22.5	46 22.5	47 8.2	70 4.3	41 4.9								
Lap 10	3	2 1.5	5 11.8	6 9.0	4 1.6	8 0.8	78 1.1	96 16.0	97 23.7	47 35.3	70 4.1	41 5.6										
Lap 11	3	2 1.4	5 13.6	6 9.0	4 1.9	8 0.4	78 1.1	96 19.9	97 24.4	47 38.7	70 4.7	41 7.0										
Lap 12	3	2 1.2	5 16.2	6 8.9	4 3.0	8 0.4	96 23.1	97 25.4	47 42.7	70 4.5	41 7.4											
Lap 13	3	2 0.7	5 18.0	6 9.6	8 3.6	4 0.3	96 25.1	97 26.5														

04-07/06 Donington Park (GBR)

CIK-FIA European Superkart Championship, Round 1



Superkart

Race 2 (GBR2)

Lap Time Analysis

For information purposes. No official / regulatory value

Laps	Sector 1	Spd 1	Sector 2	Spd 2	Sector 3	Lap Time	Laps	Sector 1	Spd 1	Sector 2	Spd 2	Sector 3	Lap Time
No.1 Vinuales, Emmanuel							7	19.374	216,0	34.920	208,4	35.724	1:30.018
1	21.484	216,8	35.108	212,1	35.653	1:32.245	8	19.447	217,3	34.629	208,4	35.427	1:29.503
2	19.091	214,7	34.102	209,7	34.987	1:28.180	9	19.465	217,3	34.851	208,4	35.433	1:29.749
3	18.986	217,7	34.006	210,5	38.465	1:31.457	10	19.458	215,5	34.853	207,2	34.941	1:29.252
No.2 Kout, Adam							11	19.386	215,1	34.888	208,4	35.166	1:29.440
1	21.161	221,3	35.000	214,7	35.104	1:31.265	12	19.415	217,7	35.964	208,0	35.361	1:30.740
2	18.954	220,4	34.129	212,5	35.003	1:28.086	13	19.660	203,0	35.031	206,5	35.993	1:30.684
3	18.704	220,4	34.081	212,1	34.619	1:27.404	No.5 Bennett, Gavin						
4	18.822	219,9	34.116	211,3	34.547	1:27.485	1	21.075	220,8	35.869	211,7	35.554	1:32.498
5	18.851	220,4	33.943	213,0	34.508	1:27.302	2	19.445	220,4	34.182	207,6	34.737	1:28.364
6	18.941	221,3	33.912	213,8	34.405	1:27.258	3	19.123	219,5	33.965	207,2	35.012	1:28.100
7	18.944	220,4	33.839	212,1	34.527	1:27.310	4	19.445	216,0	34.146	208,0	34.520	1:28.111
8	18.809	219,9	33.935	213,0	34.477	1:27.221	5	19.443	217,3	34.218	207,6	34.814	1:28.475
9	18.950	220,4	34.023	212,5	34.511	1:27.484	6	19.259	219,5	34.299	208,4	35.344	1:28.902
10	18.993	220,8	34.265	212,1	34.934	1:28.192	7	19.198	217,7	34.326	209,3	35.121	1:28.645
11	18.922	221,3	34.004	212,1	34.461	1:27.387	8	19.193	219,5	34.221	209,7	35.077	1:28.491
12	18.844	222,6	33.998	211,7	34.337	1:27.179	9	19.330	219,5	34.374	207,2	35.750	1:29.454
13	18.752	221,7	33.998	211,3	34.434	1:27.184	10	19.425	217,3	34.543	206,1	35.456	1:29.424
No.3 Elkmann, Peter							11	19.430	218,1	34.693	205,7	35.141	1:29.264
1	20.796	221,7	34.640	213,4	34.537	1:29.973	12	19.557	204,5	34.880	206,1	35.254	1:29.691
2	18.918	222,6	33.976	213,0	34.528	1:27.422	13	19.476	217,7	34.625	206,5	34.954	1:29.055
3	18.985	216,8	34.038	210,9	34.390	1:27.413	No.6 Jost, Andreas						
4	19.028	220,4	34.150	211,3	34.279	1:27.457	1	21.603	198,8	36.568	214,2	35.778	1:33.949
5	18.813	219,5	34.127	212,1	34.236	1:27.176	2	19.497	222,6	34.616	210,5	35.641	1:29.754
6	18.818	223,1	33.990	212,5	34.384	1:27.192	3	19.305	219,0	34.935	204,9	35.872	1:30.112
7	18.908	218,1	33.996	213,0	34.327	1:27.231	4	19.327	216,4	34.605	206,1	35.324	1:29.256
8	18.773	219,9	34.090	212,1	34.465	1:27.328	5	19.323	215,1	34.482	206,1	35.312	1:29.117
9	18.835	222,6	34.006	211,7	35.322	1:28.163	6	19.246	215,5	34.935	205,3	35.263	1:29.444
10	19.108	222,6	34.518	213,4	34.296	1:27.922	7	19.177	217,3	34.720	206,1	35.231	1:29.128
11	18.871	222,6	34.278	209,7	34.426	1:27.575	8	19.224	216,8	34.831	207,6	36.090	1:30.145
12	18.757	221,7	34.409	208,0	34.185	1:27.351	9	19.170	217,3	34.606	205,7	35.459	1:29.235
13	18.967	222,2	34.252	206,8	34.481	1:27.700	10	19.273	217,3	34.702	203,3	35.296	1:29.271
No.4 Lilja, Henrik							11	19.157	218,6	34.542	205,7	35.507	1:29.206
1	21.552	201,1	36.158	213,4	36.060	1:33.770	12	19.188	213,8	34.871	204,9	35.551	1:29.610
2	19.628	219,5	34.977	211,7	35.597	1:30.202	13	19.288	219,5	34.667	204,9	35.768	1:29.723
3	19.422	218,6	35.294	207,6	35.872	1:30.588	No.8 Maasmann, Marcel						
4	19.400	218,1	34.908	208,4	35.393	1:29.701	1	21.862	191,4	36.935	208,0	36.412	1:35.209
5	19.507	216,8	34.733	210,1	34.926	1:29.166	2	19.463	217,3	34.537	211,3	36.033	1:30.033
6	19.262	218,1	34.383	209,3	35.379	1:29.024	3	19.478	217,7	34.896	211,3	36.778	1:31.152

04-07/06 Donington Park (GBR)

CIK-FIA European Superkart Championship, Round 1



Superkart

Race 2 (GBR2)

Lap Time Analysis

For information purposes. No official / regulatory value

Laps	Sector 1	Spd 1	Sector 2	Spd 2	Sector 3	Lap Time
4	19.362	216,4	34.347	211,7	35.901	1:29.610
5	19.500	215,1	34.796	210,5	35.378	1:29.674
6	19.193	215,5	34.511	208,0	35.433	1:29.137
7	19.215	216,0	34.174	207,6	35.382	1:28.771
8	19.241	219,9	34.213	211,3	35.708	1:29.162
9	19.311	220,4	34.588	213,4	36.373	1:30.272
10	19.229	216,8	34.458	208,4	35.291	1:28.978
11	19.312	217,7	34.445	207,6	35.284	1:29.041
12	19.342	219,9	35.613	211,3	35.726	1:30.681
13	19.478	212,1	34.829	210,9	35.606	1:29.913

No.11 Lehtinen, Vesa

1	21.848	210,9	37.592	210,5	37.061	1:36.501
---	--------	-------	--------	-------	--------	----------

No.15 Hulme, Carl

1	21.369	197,0	36.424	218,1	36.582	1:34.375
2	19.306	216,8	34.722	214,2	36.112	1:30.140
3	19.332	219,9	34.535	209,3	37.047	1:30.914
4	19.076	219,0	34.460	213,8	36.595	1:30.131
5	19.223	221,3	34.868	211,7	36.023	1:30.114
6	19.155	216,8	34.502	200,7	35.753	1:29.410
7	18.937	217,3	34.404	213,0	35.480	1:28.821
8	19.490	216,8	34.295	212,5	35.793	1:29.578
9	19.097	221,7	34.194	214,2	36.138	1:29.429

No.16 Morley, Liam

1						2:02.245
---	--	--	--	--	--	----------

No.21 Harvey, David

1	21.221	182,1	37.713	205,7	36.663	1:35.597
2	19.872	212,5	36.119	201,1	36.942	1:32.933
3	19.827	208,0	35.717	201,1	37.033	1:32.577
4	20.022	207,6	35.982	200,3	36.776	1:32.780
5	19.898	210,1	35.974	201,1	37.121	1:32.993
6	20.046	209,3	35.893	200,3	36.851	1:32.790
7	19.981	208,4	36.144	199,6	37.009	1:33.134

No.41 Rushforth, Simon

1	22.864	172,5	39.446	191,1	38.619	1:40.929
2	20.906	185,2	39.499	188,4	39.693	1:40.098
3	21.624	184,3	39.027	189,4	38.512	1:39.163
4	20.907	189,1	38.848	188,4	38.739	1:38.494
5	21.251	192,1	38.559	188,8	37.994	1:37.804
6	20.916	190,8	38.272	190,1	38.215	1:37.403

Laps	Sector 1	Spd 1	Sector 2	Spd 2	Sector 3	Lap Time
7	20.775	192,5	37.830	190,1	38.030	1:36.635
8	20.921	190,1	38.526	189,1	39.480	1:38.927
9	20.875	190,8	38.291	188,8	38.823	1:37.989
10	20.888	190,8	38.607	189,4	38.438	1:37.933
11	21.350	183,0	39.375	187,8	38.352	1:39.077
12	20.869	186,8	38.520	188,1	38.524	1:37.913

No.46 Chapeau, Laurent

1	22.222	178,5	38.977	202,2	38.104	1:39.303
2	20.525	196,7	37.623	200,3	38.131	1:36.279
3	20.667	194,5	37.242	195,2	37.892	1:35.801
4	20.305	201,1	37.013	197,0	37.890	1:35.208
5	19.964	206,5	36.966	200,7	38.069	1:34.999
6	20.510	203,0	42.086	190,1	39.034	1:41.630
7	20.284	201,8	38.360	196,0	37.440	1:36.084
8	20.150	211,3	37.200	187,1	37.946	1:35.296
9	20.371	198,1	37.577	195,6	38.121	1:36.069

No.47 Marggraf, Thomas

1	24.550	151,0	40.606	198,5	38.635	1:43.791
2	20.958	204,1	38.944	199,6	38.248	1:38.150
3	20.890	205,3	37.870	200,3	38.014	1:36.774
4	20.598	203,7	37.807	201,1	37.915	1:36.320
5	20.634	200,0	37.680	202,2	38.235	1:36.549
6	20.661	199,2	38.538	201,8	37.999	1:37.198
7	20.885	196,3	38.248	201,1	38.181	1:37.314
8	20.331	203,0	37.647	199,2	37.980	1:35.958
9	20.533	200,7	37.917	199,6	38.361	1:36.811
10	20.606	197,0	38.620	198,5	38.223	1:37.449
11	20.940	185,8	38.490	197,8	37.646	1:37.076
12	20.475	196,0	38.685	198,5	38.642	1:37.802

No.60 Kinsey, Carl

1	21.715	186,5	37.470	213,8	37.278	1:36.463
2	21.604	196,0	37.708	201,4	37.094	1:36.406
3	19.638	210,5	36.417	205,3	36.461	1:32.516

No.70 Hempshall, Victor

1	22.431	182,1	38.802	201,1	38.899	1:40.132
2	20.865	190,1	38.197	196,7	38.473	1:37.535
3	20.565	197,4	37.962	195,6	38.455	1:36.982
4	20.974	197,8	38.472	195,2	38.610	1:38.056
5	20.980	175,8	38.530	193,5	38.127	1:37.637

04-07/06 Donington Park (GBR)

CIK-FIA European Superkart Championship, Round 1



Superkart

Race 2 (GBR2)

Lap Time Analysis

For information purposes. No official / regulatory value

Laps	Sector 1	Spd 1	Sector 2	Spd 2	Sector 3	Lap Time
6	20.970	189,4	38.589	194,9	38.415	1:37.974
7	20.724	191,1	38.333	194,2	40.050	1:39.107
8	21.456	194,5	37.777	195,2	38.316	1:37.549
9	21.044	187,8	38.252	194,2	38.714	1:38.010
10	20.959	182,7	38.605	196,7	37.641	1:37.205
11	20.750	187,1	38.318	193,2	38.632	1:37.700
12	20.776	189,1	38.494	192,8	38.294	1:37.564

No.78 Dredge, Jason

1	21.240	202,2	36.055	210,5	36.134	1:33.429
2	19.479	217,3	34.859	203,3	36.718	1:31.056
3	19.751	215,5	34.932	210,1	36.394	1:31.077
4	19.473	219,9	34.650	210,5	35.593	1:29.716
5	19.411	217,7	34.447	211,3	35.228	1:29.086
6	19.213	219,5	34.431	209,3	35.067	1:28.711
7	19.102	220,4	34.504	207,2	36.054	1:29.660
8	19.240	216,4	34.679	214,2	35.403	1:29.322
9	19.510	218,6	34.933	215,5	36.509	1:30.952
10	19.461	216,4	35.077	202,6	35.343	1:29.881
11	19.180	219,0	34.529	205,7	35.334	1:29.043

No.90 Kruse, Kai

1	21.779	188,8	38.425	204,9	37.686	1:37.890
2	20.595	209,7	37.332	206,1	37.477	1:35.404
3	20.347	212,1	37.293	201,4	38.143	1:35.783
4	20.530	211,3	36.989	198,5	36.977	1:34.496
5 IN	20.472	206,8	38.689	192,1	41.978	1:41.139

No.92 Nuy, Bart

1	22.037	194,5	40.397	183,3	38.258	1:40.692
2	22.327	163,3	43.305	186,8	41.041	1:46.673
3 IN	23.984	174,1	44.608	146,3	45.354	1:53.946

No.96 Craven, Charles

1	21.348	178,2	37.164	211,7	36.265	1:34.777
2	19.612	203,3	35.633	204,9	36.059	1:31.304
3	19.588	208,0	35.651	204,1	36.212	1:31.451
4	19.473	214,7	35.650	205,3	35.873	1:30.996
5	19.710	210,9	35.580	206,1	36.106	1:31.396
6	19.365	214,2	35.606	204,9	36.034	1:31.005
7	19.773	208,0	35.848	206,5	35.958	1:31.579
8	19.763	205,7	36.087	206,1	36.233	1:32.083
9	19.521	214,2	36.005	203,3	36.508	1:32.034

Laps	Sector 1	Spd 1	Sector 2	Spd 2	Sector 3	Lap Time
10	19.647	214,2	35.936	203,7	36.226	1:31.809
11	19.913	186,5	36.698	204,1	36.361	1:32.972
12	19.820	192,8	36.552	203,7	36.392	1:32.764
13	19.647	209,3	36.046	201,8	36.558	1:32.251

No.97 Verhaar, Mark

1	21.996	195,6	39.256	199,6	37.693	1:38.945
2	20.280	216,0	36.807	210,1	37.518	1:34.605
3	20.108	200,0	37.275	210,1	36.967	1:34.350
4	20.120	211,7	36.644	204,9	36.516	1:33.280
5	19.818	213,4	36.753	206,1	37.006	1:33.577
6	20.313	211,7	37.172	204,5	36.795	1:34.280
7	19.973	210,5	36.561	204,5	36.777	1:33.311
8	20.149	213,8	36.555	204,1	36.610	1:33.314
9	19.885	213,8	36.389	204,1	36.601	1:32.875
10	19.959	214,7	36.501	204,5	36.517	1:32.977
11	20.131	198,5	37.188	203,0	36.383	1:33.702
12	19.859	212,1	36.887	202,2	37.013	1:33.759
13	20.075	207,6	36.808	202,2	36.446	1:33.329

04-07/06 Donington Park (GBR)

CIK-FIA European Supercart Championship, Round 1

























Supercart

Race 2 (GBR2)

Document 8

Starting Grid

Subject to scrutineering & sporting investigations

16	Morley, Liam Anderson / DEA	 1:38.321	11	41	Rushforth, Simon Spyda / FPE	 1:39.022
46	Chapeau, Laurent PVP / FPE	 1:35.448	10	70	Hempshall, Victor PVP / FPE	 1:38.154
90	Kruse, Kai Anderson / DEA	 1:33.320	9	47	Marggraf, Thomas PVP / PVP	 1:35.233
21	Harvey, David Anderson / VM	 1:31.949	8	97	Verhaar, Mark MS Kart / VM	 1:32.642
96	Craven, Charles MS Kart / VM	 1:31.772	7	60	Kinsey, Carl Anderson / VM	 1:31.935
11	Lehtinen, Vesa Anderson / DEA	 1:31.470	6	86	Knook, Rob MS Kart / VM	 1:31.576
15	Hulme, Carl Anderson / FPE	 1:29.910	5	92	Nuy, Bart MS Kart / VM	 1:31.217
4	Lilja, Henrik PVP / PVP	 1:28.872	4	78	Dredge, Jason Anderson / PVP	 1:29.599
6	Jost, Andreas Anderson / VM	 1:27.710	3	8	Maasmann, Marcel Anderson / FPE	 1:28.716
1	Vinuales, Emmanuel Anderson / VM	 1:27.347	2	5	Bennett, Gavin Anderson / DEA	 1:27.485
2	Kout, Adam MS Kart / DEA	 1:26.446	1	3	Elkmann, Peter MS Kart / VM	 1:26.772

POLE POSITION



Start : 07/06 - 12:45 13 Laps = 52,039 Km

Donington Park (GBR) 05-07/06/2015