




Snetterton | 13 - 15.07.2012  
CIK-FIA European Superkart Championship (Rd2)

SUPERKART



# RESULTS BOOKLET



# CIK-FIA European Superkart Championship

Hockenheim | 20 - 22.04.2012 • Snetterton | 13 - 15.07.2012

Assen | 03 - 05.08.2012 • Le Mans | 28 - 30.09.2012



# SUPERKART

## Superkart

Results after Snetterton (GBR)

For information purposes. No official / regulatory value

Rnk	No.	Entrant	Nat	Driver	Nat	Equipment	DEU1	DEU2	GBR1	GBR2	NLD1	NLD2	FRA1	FRA2	Points
1	53	Harpham, Lee	GBR	<b>Harpham, Lee</b>	GBR	Anderson / FPE	25	0	25	25	-	-	-	-	<b>75</b>
2	4	Maasmann, Marcel	NLD	<b>Maasmann, Marcel</b>	NLD	Anderson / FPE	20	25	6	16	-	-	-	-	<b>67</b>
3	2	Bennett, Gavin	GBR	<b>Bennett, Gavin</b>	GBR	Anderson / DEA	11	10	20	13	-	-	-	-	<b>54</b>
4	9	MS Kart Racing Team	CZE	<b>Kout, Adam</b>	CZE	MS Kart / DEA	16	16	13	9	-	-	-	-	<b>54</b>
5	5	Lilja, Henrik	DNK	<b>Lilja, Henrik</b>	DNK	PVP / PVP	13	20	1	5	-	-	-	-	<b>39</b>
6	87	Vejen, Henrik	DNK	<b>Vejen, Henrik</b>	DNK	PVP / PVP	10	11	4	7	-	-	-	-	<b>32</b>
7	44	Payart, Damien	FRA	<b>Payart, Damien</b>	FRA	Anderson / FPE	0	0	16	10	-	-	-	-	<b>26</b>
8	1	Vinuales, Emmanuel	FRA	<b>Vinuales, Emmanuel</b>	FRA	Anderson / DEA	0	5	0	20	-	-	-	-	<b>25</b>
9	78	de Ruit, Romano	NLD	<b>de Ruit, Romano</b>	NLD	Anderson / FPE	-	-	10	11	-	-	-	-	<b>21</b>
10	3	Hentschel, Daniel	DEU	<b>Hentschel, Daniel</b>	DEU	Anderson / DEA	6	13	0	0	-	-	-	-	<b>19</b>
11	56	Bleek, Danny	NLD	<b>Bleek, Danny</b>	NLD	MS Kart / VM	-	-	8	8	-	-	-	-	<b>16</b>
12	73	Ahlgren, Tony	SWE	<b>Ahlgren, Tony</b>	SWE	PVP / PVP	9	6	-	-	-	-	-	-	<b>15</b>
13	11	Lehtinen, Vesa	FIN	<b>Lehtinen, Vesa</b>	FIN	Anderson / DEA	0	9	3	3	-	-	-	-	<b>15</b>
14	71	Malm, Stefan	SWE	<b>Malm, Stefan</b>	SWE	Nibor / PVP	7	0	7	0	-	-	-	-	<b>14</b>
15	7	Hulme, Carl	GBR	<b>Hulme, Carl</b>	GBR	Anderson / FPE	3	0	9	0	-	-	-	-	<b>12</b>
16	12	Kennings, Paul	GBR	<b>Kennings, Paul</b>	GBR	Anderson / FPE	8	4	0	0	-	-	-	-	<b>12</b>
17	67	Morley, Liam	GBR	<b>Morley, Liam</b>	GBR	Anderson / DEA	-	-	11	0	-	-	-	-	<b>11</b>
18	22	Sebastia, Alexandre	FRA	<b>Sebastia, Alexandre</b>	FRA	MS Kart / FPE	0	8	-	-	-	-	-	-	<b>8</b>
19	57	Needham, Christopher	GBR	<b>Needham, Christopher</b>	GBR	Anderson / FPE	0	7	0	0	-	-	-	-	<b>7</b>
20	32	Westerdijk, Laurens	NLD	<b>Westerdijk, Laurens</b>	NLD	MS Kart / VM	4	3	0	0	-	-	-	-	<b>7</b>
21	63	Craven, Charles	GBR	<b>Craven, Charles</b>	GBR	Anderson / DEA	-	-	0	6	-	-	-	-	<b>6</b>
22	10	Crowe, Malcolm	GBR	<b>Crowe, Malcolm</b>	GBR	Anderson / DEA	0	0	5	0	-	-	-	-	<b>5</b>
23	89	Kinsey, Carl	GBR	<b>Kinsey, Carl</b>	GBR	Anderson / FPE	5	0	0	0	-	-	-	-	<b>5</b>
24	15	Reinke, Jürgen	DEU	<b>Reinke, Jürgen</b>	DEU	Anderson / DEA	0	0	0	4	-	-	-	-	<b>4</b>
25	16	Harvey, David	GBR	<b>Harvey, David</b>	GBR	Anderson / FPE	0	0	2	2	-	-	-	-	<b>4</b>
26	66	Lundgren, Patrik	SWE	<b>Lundgren, Patrik</b>	SWE	PVP / PVP	0	2	0	0	-	-	-	-	<b>2</b>
27	19	Kleinemeyer, Guido	DEU	<b>Kleinemeyer, Guido</b>	DEU	PVP / DEA	2	0	-	-	-	-	-	-	<b>2</b>
28	74	Robert, Gregory	GBR	<b>Robert, Gregory</b>	GBR	Anderson / FPE	0	1	0	0	-	-	-	-	<b>1</b>
29	93	Bjerge, Ingvar	SWE	<b>Bjerge, Ingvar</b>	SWE	Anderson / FPE	0	0	0	1	-	-	-	-	<b>1</b>
30	59	Nilsson, Robin	SWE	<b>Nilsson, Robin</b>	SWE	Nibor / PVP	1	0	0	0	-	-	-	-	<b>1</b>
31	35	O'reilly, James	GBR	<b>O'reilly, James</b>	GBR	MS Kart / VM	0	0	-	-	-	-	-	-	<b>0</b>
32	36	Van Dijk, René	NLD	<b>Van Dijk, René</b>	NLD	MS Kart / VM	0	0	0	0	-	-	-	-	<b>0</b>
33	79	Raittinen, Pasi	FIN	<b>Raittinen, Pasi</b>	FIN	PVP / PVP	0	0	-	-	-	-	-	-	<b>0</b>
34	88	Busby, Kevin	GBR	<b>Busby, Kevin</b>	GBR	Anderson / FPE	0	0	0	0	-	-	-	-	<b>0</b>
35	80	Fred, Juha	FIN	<b>Fred, Juha</b>	FIN	PVP / PVP	0	0	-	-	-	-	-	-	<b>0</b>
36	72	Bernhard, Jörg	DEU	<b>Bernhard, Jörg</b>	DEU	PVP / PVP	-	-	0	0	-	-	-	-	<b>0</b>
37	98	Bramhall, Mark	GBR	<b>Bramhall, Mark</b>	GBR	Anderson / FPE	-	-	0	0	-	-	-	-	<b>0</b>
38	30	Gorissen, Marcel	NLD	<b>Gorissen, Marcel</b>	NLD	Anderson / Rotax	0	0	0	0	-	-	-	-	<b>0</b>
39	37	Relleke, Brian	NLD	<b>Relleke, Brian</b>	NLD	MS Kart / VM	0	0	-	-	-	-	-	-	<b>0</b>
40	20	Gjertsen, Erik Martin	NOR	<b>Gjertsen, Erik Martin</b>	NOR	PVP / PVP	0	0	0	0	-	-	-	-	<b>0</b>
41	21	Sieker, Ulli	DEU	<b>Sieker, Ulli</b>	DEU	USP / Yamaha	0	0	-	-	-	-	-	-	<b>0</b>
42	54	Zoutman, Fokko	NLD	<b>Zoutman, Fokko</b>	NLD	MS Kart / TM	0	0	0	0	-	-	-	-	<b>0</b>
43	47	Marggraf, Thomas	DEU	<b>Marggraf, Thomas</b>	DEU	PVP / PVP	0	0	0	0	-	-	-	-	<b>0</b>
44	48	Bruellmann, Walter	CHE	<b>Bruellmann, Walter</b>	CHE	Anderson / FPE	0	0	-	-	-	-	-	-	<b>0</b>
45	97	Verhaar, Mark	NLD	<b>Verhaar, Mark</b>	NLD	MS Kart / VM	0	0	0	0	-	-	-	-	<b>0</b>
46	60	Urhofer, Thomas	AUT	<b>Urhofer, Thomas</b>	AUT	Anderson / FPE	0	0	-	-	-	-	-	-	<b>0</b>




Snetterton | 13 - 15.07.2012  
CIK-FIA European Superkart Championship (Rd2)

SUPERKART



# Final Phase





# Superkart

## Race 2 (GBR2) Results

## Document 9.1 OFFICIAL

Subject to scrutineering & sporting investigations

Rnk	No.	Entrant	Nat	Driver	Nat	Equipment	Laps	Gap	Interv.	Speed	Best Lap
1	53	Harpham, Lee		Harpham, Lee		Anderson / FPE	11			159.14	1:47.275
2	1	Vinuales, Emmanuel		Vinuales, Emmanuel		Anderson / DEA	11	<b>1.335</b>	1.335	158.97	1:46.992
3	4	Maasmann, Marcel		Maasmann, Marcel		Anderson / FPE	11	<b>9.789</b>	8.454	157.85	1:47.830
4	2	Bennett, Gavin		Bennett, Gavin		Anderson / DEA	11	<b>10.544</b>	0.755	157.75	1:47.481
5	78	de Ruit, Romano		de Ruit, Romano		Anderson / FPE	11	<b>10.680</b>	0.136	157.73	1:47.857
6	44	Payart, Damien		Payart, Damien		Anderson / FPE	11	<b>12.835</b>	2.155	157.45	1:47.515
7	9	MS Kart Racing Team		Kout, Adam		MS Kart / DEA	11	<b>14.583</b>	1.748	157.22	1:48.338
8	56	Bleek, Danny		Bleek, Danny		MS Kart / VM	11	<b>22.558</b>	7.975	156.18	1:48.789
9	87	Vejen, Henrik		Vejen, Henrik		PVP / PVP	11	<b>25.955</b>	3.397	155.74	1:48.685
10	63	Craven, Charles		Craven, Charles		Anderson / DEA	11	<b>28.158</b>	2.203	155.46	1:49.352
11	5	Lilja, Henrik		Lilja, Henrik		PVP / PVP	11	<b>28.584</b>	0.426	155.41	1:48.827
12	15	Reinke, Jürgen		Reinke, Jürgen		Anderson / DEA	11	<b>40.044</b>	11.460	153.96	1:49.623
13	11	Lehtinen, Vesa		Lehtinen, Vesa		Anderson / DEA	11	<b>50.081</b>	10.037	152.71	1:51.265
14	16	Harvey, David		Harvey, David		Anderson / FPE	11	<b>51.897</b>	1.816	152.49	1:51.245
15	93	Bjerge, Ingvar		Bjerge, Ingvar		Anderson / FPE	11	<b>58.200</b>	6.303	151.72	1:51.341
16	74	Robert, Gregory		Robert, Gregory		Anderson / FPE	11	<b>58.377</b>	0.177	151.70	1:51.457
17	32	Westerdijk, Laurens		Westerdijk, Laurens		MS Kart / VM	11	<b>1:01.817</b>	3.440	151.28	1:52.283
18	12	Kennings, Paul		Kennings, Paul		Anderson / FPE	11	<b>1:08.765</b>	6.948	150.44	1:52.605
19	66	Lundgren, Patrik		Lundgren, Patrik		PVP / PVP	11	<b>1:23.612</b>	14.847	148.69	1:52.037
20	72	Bernhard, Jörg		Bernhard, Jörg		PVP / PVP	11	<b>1:45.049</b>	21.437	146.22	1:55.376
21	36	Van Dijk, René		Van Dijk, René		MS Kart / VM	11	<b>1:51.043</b>	5.994	145.55	1:53.981
22	7	Hulme, Carl		Hulme, Carl		Anderson / FPE	10	<b>1 Lap</b>	1 Lap	155.95	1:48.618
23	89	Kinsey, Carl		Kinsey, Carl		Anderson / FPE	10	<b>1 Lap</b>	1:45.910	142.28	1:52.004
24	54	Zoutman, Fokko		Zoutman, Fokko		MS Kart / TM	10	<b>1 Lap</b>	38.561	137.88	2:00.534
25	71	Nilsson, Robin		Malm, Stefan		Scherman / PVP	9	<b>2 Laps</b>	1 Lap	155.57	1:48.997
26	20	Gjertsen, Erik Martin		Gjertsen, Erik Martin		PVP / PVP	7	<b>4 Laps</b>	2 Laps	148.36	1:52.561
27	97	Verhaar, Mark		Verhaar, Mark		MS Kart / VM	7	<b>4 Laps</b>	8.347	146.85	1:54.094
28	47	Marggraf, Thomas		Marggraf, Thomas		PVP / PVP	6	<b>5 Laps</b>	1 Lap	145.55	1:54.897
29	59	Nilsson, Robin		Nilsson, Robin		Scherman / PVP	6	<b>5 Laps</b>	0.431	145.47	1:55.540
30	88	Busby, Kevin		Busby, Kevin		Anderson / FPE	4	<b>7 Laps</b>	2 Laps	149.57	1:51.769
31	67	Morley, Liam		Morley, Liam		Anderson / DEA	3	<b>8 Laps</b>	1 Lap	153.42	1:48.442
32	10	Crowe, Malcolm		Crowe, Malcolm		Anderson / DEA	3	<b>8 Laps</b>	5.645	150.88	1:50.307
33	30	Gorissen, Marcel		Gorissen, Marcel		Anderson / Rotax	3	<b>8 Laps</b>	16.759	143.83	1:56.112
34	57	Needham, Christopher		Needham, Christopher		Anderson / FPE	1	<b>10 Laps</b>	2 Laps	146.31	1:54.911
35	3	Hentschel, Daniel		Hentschel, Daniel		Anderson / DEA	0	<b>11 Laps</b>	1 Lap		
36	98	Bramhall, Mark		Bramhall, Mark		Anderson / FPE	0	<b>11 Laps</b>			

Start Time : 15/07/2012 - 11:21:07

Best Lap : No.1 Vinuales, Emmanuel 1:46.992 160.76 Kph

Weather : Slightly cloudy Air : 16°C Track : Dry

Event Record : No.1 Vinuales, Emmanuel 1:46.503 161.50 Kph

Snetterton (GBR) - 13/07/2012 - 15/07/2012





Superkart

Race 2 (GBR2)

Lap Chart

For information purposes. No official / regulatory value

	1	2	3	4	5	6	7	8	9	10	11	12	13	14	15	16	17	18	19	20	21	22	23	24	25	26	27	28	29	30	31	32	33	34	35	36	
Grid	1	53	57	9	44	2	4	78	3	7	63	71	67	5	87	16	10	56	15	11	93	88	74	98	89	12	32	66	59	97	30	20	36	47	72	54	
Start	53	1	9	57	2	78	7	44	71	4	56	63	5	<del>87</del>	67	87	10	16	15	11	74	93	88	66	89	12	32	30	59	36	97	20	72	54	47		
Lap 1 Interval	53	2	1	78	4	9	63	<del>57</del>	7	56	67	44	71	10	5	87	16	11	15	89	88	32	12	74	30	93	36	72	59	66	97	20	47	54			
		0.9	0.8	0.2	0.8	0.1	1.2	0.8	0.1	0.7	0.2	0.3	0.3	0.4	0.2	0.2	1.1	0.1	0.9	0.0	0.3	0.2	1.0	0.4	0.7	0.3	0.7	1.1	0.0	0.0	0.5	0.0	0.0	1.1	1.3		
Lap 2	53	2	1	4	78	9	63	7	67	56	44	71	10	87	5	11	16	15	89	88	32	74	12	93	36	66	30	20	72	59	47	97	54				
		0.9	1.2	1.1	0.0	0.5	2.2	1.8	0.0	0.4	0.5	0.3	0.9	0.0	0.3	2.6	0.8	0.0	0.7	0.4	0.4	1.9	0.2	0.2	2.4	1.4	0.5	0.8	1.2	0.1	0.8	0.1	0.0	6.3			
Lap 3	53	2	1	4	78	9	63	<del>67</del>	7	56	44	71	87	5	<del>10</del>	15	11	16	89	88	32	74	12	93	66	36	20	<del>30</del>	72	97	59	47	54				
		1.3	0.5	1.9	0.1	0.9	3.3	0.6	0.5	1.1	0.2	0.4	1.2	0.6	1.3	2.6	0.4	1.4	0.4	0.1	1.7	0.9	0.9	0.1	3.3	1.4	1.5	1.5	1.3	0.4	0.0	0.8	11.1				
Lap 4	53	1	2	4	78	9	63	44	7	56	71	87	5	15	11	16	89	<del>88</del>	32	74	93	12	66	36	20	72	97	59	47	54							
		1.4	0.9	1.7	0.1	1.8	4.5	0.5	0.5	0.3	1.0	1.1	0.8	5.0	1.2	1.6	1.5	0.1	1.5	0.5	1.0	1.2	4.0	2.1	1.3	3.4	0.6	0.0	0.2	18.5							
Lap 5	53	1	2	4	78	9	44	63	7	56	71	87	5	15	11	16	32	74	93	12	66	36	20	97	72	47	59	54	89								
		0.9	1.6	1.7	0.4	2.4	4.0	1.8	0.3	0.2	0.5	1.3	0.7	6.5	2.6	1.1	4.0	0.5	0.7	2.2	5.3	2.7	0.1	5.9	1.0	0.1	0.4	23.8	25.9								
Lap 6	53	1	2	4	78	9	44	63	56	7	71	87	5	15	11	16	32	93	74	12	66	20	36	97	72	<del>47</del>	<del>59</del>	54	89								
		0.9	2.8	1.0	0.2	3.4	2.9	4.3	0.2	0.4	0.2	0.6	0.3	7.3	4.9	0.4	5.8	0.7	0.4	1.9	7.3	1.7	1.9	4.8	3.0	0.1	0.4	30.9	15.0								
Lap 7	53	1	2	4	78	9	44	56	63	7	71	87	5	15	11	16	93	32	74	12	66	<del>20</del>	36	<del>97</del>	72	54	89										
		0.6	4.5	0.7	0.4	3.6	1.7	5.9	0.7	0.1	0.4	0.3	0.4	8.5	6.3	0.4	6.3	0.2	0.8	2.6	8.1	0.5	4.9	3.3	5.5	39.6	6.0										
Lap 8	53	1	2	4	78	9	44	56	7	71	63	87	5	15	16	11	93	74	32	12	66	36	72	89	54												
		0.8	5.3	0.4	0.0	4.4	1.0	6.8	1.1	0.4	0.4	0.4	0.3	9.0	7.6	0.3	6.6	0.9	0.2	3.5	8.3	9.3	8.3	41.7	16.9												
Lap 9	53	1	2	78	4	9	44	56	7	<del>71</del>	87	63	5	15	16	11	93	74	32	12	66	36	72	89	54												
		1.8	5.8	0.4	0.6	3.2	0.2	8.2	1.0	0.7	0.5	0.8	0.4	9.7	8.6	0.3	6.6	1.0	1.5	5.3	6.8	13.4	8.7	37.1	27.2												
Lap 10	53	1	2	78	4	44	9	56	<del>71</del>	87	63	5	15	16	11	93	74	32	12	66	36	72	<del>89</del>	<del>54</del>													
		1.8	6.7	0.1	0.4	3.5	1.0	7.9	0.5	1.7	2.2	0.0	10.7	9.8	0.0	6.4	0.6	2.8	6.1	7.5	20.4	4.7	32.1	38.5													
Lap 11	53	1	4	2	78	44	9	56	87	63	5	15	11	16	93	74	32	12	66	72	36																
		1.3	8.4	0.7	0.1	2.1	1.7	7.9	3.3	2.2	0.4	11.4	10.0	1.8	6.3	0.1	3.4	6.9	14.8	21.4	5.9																





# Superkart

## Race 2 (GBR2)

### Lap Time Analysis

For information purposes. No official / regulatory value

Laps	Sector 1	Spd 1	Sector 2	Spd 2	Sector 3	Lap Time
<b>No.1 Vinuales, Emmanuel</b>						
1	37.101	211.3	38.835	222.6	35.688	1:51.624
2	33.923	207.6	38.633	231.7	35.258	1:47.814
3	33.928	204.1	38.323	231.7	<b>35.015</b>	1:47.266
4	33.842	211.3	38.233	231.2	35.228	1:47.303
5	33.761	208.8	<b>37.873</b>	230.7	35.615	1:47.249
6	33.981	210.1	38.215	224.5	35.411	1:47.607
7	<b>33.646</b>	<b>212.1</b>	37.980	<b>232.7</b>	35.366	<b>1:46.992</b>
8	34.316	210.9	38.176	231.2	35.285	1:47.777
9	34.904	209.3	38.057	230.7	35.524	1:48.485
10	34.238	208.0	38.176	231.2	35.399	1:47.813
11	33.836	211.7	38.379	232.2	35.461	1:47.676

Laps	Sector 1	Spd 1	Sector 2	Spd 2	Sector 3	Lap Time
<b>No.2 Bennett, Gavin</b>						
1	36.397	203.3	38.668	229.2	35.464	1:50.529
2	<b>33.774</b>	<b>204.9</b>	38.399	<b>230.2</b>	<b>35.308</b>	<b>1:47.481</b>
3	33.867	204.1	38.673	229.2	35.358	1:47.898
4	33.973	203.7	39.049	229.7	35.841	1:48.863
5	34.056	203.7	<b>38.269</b>	226.4	35.631	1:47.956
6	34.345	201.4	38.585	227.8	35.831	1:48.761
7	34.074	203.3	38.861	226.4	35.800	1:48.735
8	34.176	202.2	38.743	225.4	35.646	1:48.565
9	34.249	204.5	38.745	225.0	35.999	1:48.993
10	34.000	203.7	38.730	225.4	35.978	1:48.708
11	34.288	202.6	39.577	226.8	36.235	1:50.100

Laps	Sector 1	Spd 1	Sector 2	Spd 2	Sector 3	Lap Time
<b>No.4 Maassmann, Marcel</b>						
1	37.211	203.0	38.903	<b>228.8</b>	36.111	1:52.225
2	<b>33.614</b>	201.8	38.764	227.8	<b>35.452</b>	<b>1:47.830</b>
3	33.814	201.8	38.600	225.9	35.683	1:48.097
4	33.716	201.8	38.623	224.0	35.706	1:48.045
5	33.756	200.7	38.559	225.0	35.690	1:48.005
6	33.831	200.3	38.624	225.9	35.601	1:48.056
7	33.794	199.6	39.028	225.4	35.585	1:48.407
8	33.826	201.8	38.778	226.8	35.679	1:48.283
9	34.399	<b>204.5</b>	39.144	227.3	36.072	1:49.615
10	34.041	202.6	<b>38.484</b>	225.9	35.684	1:48.209
11	33.977	203.0	38.811	222.6	35.987	1:48.775

Laps	Sector 1	Spd 1	Sector 2	Spd 2	Sector 3	Lap Time
<b>No.5 Lilja, Henrik</b>						
1	38.711	194.9	41.034	215.1	37.120	1:56.865
2	34.424	<b>203.7</b>	39.812	215.1	36.175	1:50.411
3	34.923	201.4	39.204	216.0	35.923	1:50.050
4	34.346	202.6	39.416	214.2	35.952	1:49.714
5	34.242	198.8	<b>38.893</b>	214.2	35.996	1:49.131
6	<b>34.000</b>	203.3	38.980	213.0	<b>35.847</b>	<b>1:48.827</b>

Laps	Sector 1	Spd 1	Sector 2	Spd 2	Sector 3	Lap Time
7	34.295	203.0	39.039	<b>216.8</b>	35.858	1:49.192
8	34.294	203.0	39.449	216.0	36.059	1:49.802
9	34.274	203.3	39.354	216.0	35.924	1:49.552
10	34.285	202.2	39.270	212.5	36.601	1:50.156
11	34.898	196.3	39.104	212.1	36.458	1:50.460

Laps	Sector 1	Spd 1	Sector 2	Spd 2	Sector 3	Lap Time
<b>No.7 Hulme, Carl</b>						
1	38.107	197.0	40.285	231.7	36.383	1:54.775
2	34.580	200.0	39.107	230.2	36.476	1:50.163
3	34.712	<b>204.9</b>	38.746	231.7	<b>35.569</b>	1:49.027
4	34.369	202.6	38.785	229.7	36.852	1:50.006
5	34.230	203.7	38.967	231.7	36.431	1:49.628
6	34.587	203.3	39.629	232.2	36.334	1:50.550
7	34.315	203.3	38.751	229.2	36.142	1:49.208
8	34.612	201.8	38.694	<b>232.7</b>	36.047	1:49.353
9	34.079	<b>204.9</b>	<b>38.379</b>	229.7	36.235	1:48.693
10	<b>33.799</b>	204.1	38.684	229.2	36.135	<b>1:48.618</b>

Laps	Sector 1	Spd 1	Sector 2	Spd 2	Sector 3	Lap Time
<b>No.9 Kout, Adam</b>						
1	38.213	200.0	38.942	225.4	35.665	1:52.820
2	34.287	203.3	38.514	216.4	35.601	1:48.402
3	34.307	201.1	38.456	<b>226.4</b>	35.726	1:48.489
4	34.597	200.3	<b>38.446</b>	224.0	35.929	1:48.972
5	34.423	200.7	38.768	220.4	35.734	1:48.925
6	34.441	199.6	38.510	221.7	35.851	1:48.802
7	34.358	201.8	38.484	223.6	35.923	1:48.765
8	34.365	200.7	38.533	221.7	35.870	1:48.768
9	<b>34.136</b>	203.0	38.721	224.0	<b>35.481</b>	<b>1:48.338</b>
10	34.641	<b>204.1</b>	38.996	223.6	35.902	1:49.539
11	34.336	202.2	38.891	223.1	35.787	1:49.014

Laps	Sector 1	Spd 1	Sector 2	Spd 2	Sector 3	Lap Time
<b>No.10 Crowe, Malcolm</b>						
1	38.444	191.8	40.832	<b>231.7</b>	36.999	1:56.275
2	<b>34.269</b>	200.7	<b>39.018</b>	231.2	37.020	<b>1:50.307</b>
3	34.899	<b>204.5</b>	39.910	226.8	<b>36.958</b>	1:51.767

Laps	Sector 1	Spd 1	Sector 2	Spd 2	Sector 3	Lap Time
<b>No.11 Lehtinen, Vesa</b>						
1	39.728	192.5	40.390	<b>227.8</b>	37.793	1:57.911
2	34.919	192.5	39.478	220.8	37.149	1:51.546
3	35.212	194.5	39.886	224.5	36.776	1:51.874
4	35.188	197.8	39.494	219.0	36.840	1:51.522
5	35.672	192.8	<b>39.336</b>	218.1	37.016	1:52.024
6	35.447	193.8	39.676	216.8	36.852	1:51.975
7	35.063	196.7	39.639	216.0	37.004	1:51.706
8	35.339	194.9	39.570	218.1	37.110	1:52.019
9	35.026	197.0	39.582	219.5	<b>36.666</b>	1:51.274
10	34.850	193.8	39.834	217.3	37.362	1:52.046





# Superkart

## Race 2 (GBR2)

### Lap Time Analysis

For information purposes. No official / regulatory value

Laps	Sector 1	Spd 1	Sector 2	Spd 2	Sector 3	Lap Time
11	<b>34.779</b>	<b>198.8</b>	39.708	216.8	36.778	<b>1:51.265</b>

#### No.12 Kennings, Paul

1	40.157	191.1	41.815	<b>225.0</b>	38.249	2:00.221
2	35.482	195.2	40.183	215.5	37.961	1:53.626
3	35.387	<b>198.5</b>	39.802	222.2	37.454	1:52.643
4	<b>35.171</b>	198.1	39.765	218.6	38.866	1:53.802
5	35.347	195.6	40.038	216.8	37.429	1:52.814
6	35.401	196.7	<b>39.747</b>	215.5	37.457	<b>1:52.605</b>
7	35.358	<b>198.5</b>	40.067	215.5	37.505	1:52.930
8	35.263	197.0	40.131	216.8	<b>37.418</b>	1:52.812
9	35.357	197.4	41.382	215.5	37.946	1:54.685
10	35.430	196.0	40.483	213.8	37.673	1:53.586
11	35.721	197.0	40.222	215.5	37.762	1:53.705

#### No.15 Reinke, Jürgen

1	38.693	201.1	41.373	<b>219.9</b>	38.871	1:58.937
2	34.898	200.7	39.701	218.6	36.967	1:51.566
3	34.446	<b>203.3</b>	39.403	219.5	36.559	1:50.408
4	34.570	198.8	39.314	219.5	36.915	1:50.799
5	34.609	199.2	39.213	219.0	36.784	1:50.606
6	<b>34.307</b>	199.2	<b>38.877</b>	219.0	36.439	<b>1:49.623</b>
7	34.910	198.1	39.082	218.1	<b>36.385</b>	1:50.377
8	34.808	197.4	39.040	219.5	36.506	1:50.354
9	34.648	199.6	38.972	219.5	36.630	1:50.250
10	34.512	201.1	40.005	216.8	36.631	1:51.148
11	34.438	201.1	39.868	218.1	36.829	1:51.135

#### No.16 Harvey, David

1	38.942	<b>202.6</b>	41.232	214.2	37.693	1:57.867
2	35.479	198.1	39.901	225.4	37.232	1:52.612
3	<b>34.990</b>	198.8	39.984	<b>228.3</b>	37.435	1:52.409
4	35.174	198.5	39.501	226.8	37.065	1:51.740
5	35.380	196.3	<b>39.264</b>	225.0	36.851	1:51.495
6	35.144	198.8	39.609	224.5	<b>36.552</b>	1:51.305
7	35.240	198.1	39.736	224.5	36.726	1:51.702
8	35.248	201.1	39.290	224.5	36.724	1:51.262
9	35.121	198.1	39.377	223.1	36.747	<b>1:51.245</b>
10	35.217	191.4	40.176	225.9	36.914	1:52.307
11	35.685	191.4	40.433	224.5	37.058	1:53.176

#### No.20 Gjertsen, Erik Martin

1	40.722	192.8	42.810	207.2	40.243	2:03.775
2	35.893	194.9	41.135	207.2	37.973	1:55.001
3	<b>35.416</b>	<b>197.8</b>	39.980	207.2	38.262	1:53.658
4	35.979	189.8	41.518	202.6	37.384	1:54.881
5	35.670	190.1	40.162	206.1	37.736	1:53.568

Laps	Sector 1	Spd 1	Sector 2	Spd 2	Sector 3	Lap Time
6	36.072	194.2	40.049	203.7	37.242	1:53.363
7	35.811	192.5	<b>39.917</b>	<b>211.7</b>	<b>36.833</b>	<b>1:52.561</b>

#### No.30 Gorissen, Marcel

1	40.118	<b>194.2</b>	42.547	<b>216.8</b>	38.566	2:01.231
2	<b>36.120</b>	191.4	41.810	213.8	39.096	1:57.026
3	36.216	189.8	<b>41.448</b>	214.7	<b>38.448</b>	<b>1:56.112</b>

#### No.32 Westerdijk, Laurens

1	39.943	194.9	41.808	<b>226.8</b>	37.378	1:59.129
2	35.375	195.2	40.086	222.2	37.023	1:52.484
3	35.471	192.5	40.248	223.1	37.319	1:53.038
4	35.578	194.9	<b>39.971</b>	220.8	37.146	1:52.695
5	35.703	192.5	39.976	219.0	36.604	<b>1:52.283</b>
6	35.943	190.1	40.178	219.0	36.920	1:53.041
7	35.544	193.2	40.440	217.3	<b>36.550</b>	1:52.534
8	35.607	190.4	40.280	220.8	36.844	1:52.731
9	35.424	195.6	40.127	219.0	37.250	1:52.801
10	<b>35.359</b>	<b>196.0</b>	40.322	218.6	37.130	1:52.811
11	35.597	195.2	40.322	219.5	37.007	1:52.926

#### No.36 Van Dijk, René

1	40.224	<b>198.1</b>	42.851	<b>225.0</b>	39.128	2:02.203
2	<b>35.391</b>	196.0	40.646	219.5	<b>37.944</b>	<b>1:53.981</b>
3	35.763	192.8	<b>40.470</b>	218.1	38.641	1:54.874
4	36.105	193.2	40.690	215.5	38.306	1:55.101
5	35.716	190.8	40.939	215.5	38.082	1:54.737
6	36.215	191.1	41.186	215.1	38.085	1:55.486
7	36.608	189.8	40.811	213.0	38.199	1:55.618
8	36.419	191.1	41.623	210.9	38.750	1:56.792
9	36.433	186.5	41.459	209.7	39.474	1:57.366
10	36.893	184.3	43.170	197.8	41.213	2:01.276
11	39.208	168.7	45.381	185.2	43.382	2:07.971

#### No.44 Payart, Damien

1	38.648	202.6	40.668	232.7	36.712	1:56.028
2	33.926	201.8	39.231	233.7	36.706	1:49.863
3	34.045	207.6	39.152	<b>234.7</b>	36.159	1:49.356
4	<b>33.446</b>	208.0	38.331	229.7	36.313	1:48.090
5	33.981	207.2	38.109	228.3	35.837	1:47.927
6	33.652	206.8	38.170	228.8	35.874	1:47.696
7	33.910	207.6	38.125	228.8	<b>35.480</b>	<b>1:47.515</b>
8	33.529	205.7	<b>37.939</b>	229.7	36.631	1:48.099
9	33.661	<b>209.3</b>	38.217	231.7	35.637	<b>1:47.515</b>
10	33.783	208.0	38.636	228.3	35.877	1:48.296
11	33.965	207.2	38.496	228.3	35.822	1:48.283





# Superkart

## Race 2 (GBR2)

### Lap Time Analysis

For information purposes. No official / regulatory value

Laps	Sector 1	Spd 1	Sector 2	Spd 2	Sector 3	Lap Time
<b>No.47 Marggraf, Thomas</b>						
1	41.849	180.6	42.568	219.0	39.991	2:04.408
2	36.070	<b>197.4</b>	40.920	221.3	39.031	1:56.021
3	37.000	196.0	<b>40.300</b>	<b>221.7</b>	<b>38.483</b>	1:55.783
4	<b>35.816</b>	195.6	40.433	211.7	38.648	<b>1:54.897</b>
5	36.685	196.3	40.506	213.8	39.155	1:56.346
6	36.587	196.7	40.666	217.3	39.032	1:56.285

Laps	Sector 1	Spd 1	Sector 2	Spd 2	Sector 3	Lap Time
<b>No.53 Harpham, Lee</b>						
1	36.140	203.7	38.479	<b>226.8</b>	35.259	1:49.878
2	33.742	203.3	38.407	<b>226.8</b>	35.326	1:47.475
3	<b>33.650</b>	203.0	38.480	226.4	35.353	1:47.483
4	33.755	203.3	38.516	225.9	35.455	1:47.726
5	33.851	204.1	38.400	224.0	35.580	1:47.831
6	33.862	204.5	38.353	225.4	35.339	1:47.554
7	33.764	202.6	<b>38.190</b>	225.9	35.321	<b>1:47.275</b>
8	33.932	201.1	38.429	224.0	<b>35.235</b>	1:47.596
9	33.697	204.5	38.291	224.0	35.559	1:47.547
10	33.841	204.1	38.305	225.9	35.662	1:47.808
11	33.937	<b>204.9</b>	38.483	225.4	35.729	1:48.149

Laps	Sector 1	Spd 1	Sector 2	Spd 2	Sector 3	Lap Time
<b>No.54 Zoutman, Fokko</b>						
1	41.613	183.9	43.114	<b>214.7</b>	41.090	2:05.817
2	38.407	182.7	42.209	212.5	<b>40.501</b>	2:01.117
3	<b>37.778</b>	183.6	<b>42.183</b>	209.7	40.573	<b>2:00.534</b>
4	38.428	184.3	42.256	209.7	41.615	2:02.299
5	38.422	183.9	42.894	207.6	40.768	2:02.084
6	38.517	182.7	43.165	208.4	41.675	2:03.357
7	39.307	181.2	43.340	208.0	41.987	2:04.634
8	40.637	166.6	48.956	209.7	45.680	2:15.273
9	38.995	182.7	43.600	209.3	40.975	2:03.570
10	38.280	<b>184.6</b>	43.910	208.8	41.342	2:03.532

Laps	Sector 1	Spd 1	Sector 2	Spd 2	Sector 3	Lap Time
<b>No.56 Bleek, Danny</b>						
1	38.526	196.7	40.015	<b>231.2</b>	36.751	1:55.292
2	34.529	200.0	38.986	229.2	36.401	1:49.916
3	34.556	201.4	39.179	228.3	35.995	1:49.730
4	34.573	200.7	38.689	225.4	35.901	1:49.163
5	34.389	200.3	38.911	228.3	36.243	1:49.543
6	34.757	<b>202.2</b>	39.088	225.0	35.999	1:49.844
7	34.334	201.1	38.648	228.3	<b>35.807</b>	<b>1:48.789</b>
8	34.176	198.5	<b>38.647</b>	220.8	36.269	1:49.092
9	34.062	200.7	38.720	222.2	36.055	1:48.837
10	34.228	199.2	38.793	221.7	36.062	1:49.083
11	<b>33.976</b>	200.3	38.960	221.7	36.064	1:49.000

Laps	Sector 1	Spd 1	Sector 2	Spd 2	Sector 3	Lap Time
<b>No.57 Needham, Christopher</b>						
1	<b>38.565</b>	<b>203.0</b>	<b>39.800</b>	<b>227.3</b>	<b>36.546</b>	<b>1:54.911</b>
<b>No.59 Nilsson, Robin</b>						
1	40.474	<b>195.6</b>	42.876	<b>218.1</b>	40.131	2:03.481
2	36.166	193.5	41.046	215.5	39.781	1:56.993
3	36.132	189.1	40.827	213.4	<b>38.752</b>	1:55.711
4	<b>35.764</b>	194.9	<b>40.381</b>	213.4	39.395	<b>1:55.540</b>
5	37.155	191.8	40.847	213.0	39.073	1:57.075
6	36.743	191.4	40.542	212.1	38.955	1:56.240

Laps	Sector 1	Spd 1	Sector 2	Spd 2	Sector 3	Lap Time
<b>No.63 Craven, Charles</b>						
1	37.591	203.3	39.474	<b>229.7</b>	36.441	1:53.506
2	<b>33.955</b>	204.9	39.095	227.3	36.302	<b>1:49.352</b>
3	34.237	204.1	39.101	226.4	36.284	1:49.622
4	34.583	202.6	39.031	225.0	36.554	1:50.168
5	34.924	204.5	38.935	226.8	36.484	1:50.343
6	34.603	203.7	39.175	225.0	36.360	1:50.138
7	34.273	<b>205.3</b>	<b>38.847</b>	225.0	36.731	1:49.851
8	34.269	<b>205.3</b>	38.987	226.4	37.066	1:50.322
9	34.598	204.9	39.073	229.2	<b>36.256</b>	1:49.927
10	34.468	203.0	39.438	229.2	36.614	1:50.520
11	34.158	204.9	39.323	225.0	36.596	1:50.077

Laps	Sector 1	Spd 1	Sector 2	Spd 2	Sector 3	Lap Time
<b>No.66 Lundgren, Patrik</b>						
1	41.108	177.3	42.695	224.5	39.950	2:03.753
2	35.807	<b>198.5</b>	<b>39.664</b>	224.5	38.731	1:54.202
3	<b>35.038</b>	197.0	39.721	<b>227.3</b>	37.278	<b>1:52.037</b>
4	36.262	<b>198.5</b>	40.240	222.2	37.873	1:54.375
5	35.884	192.8	40.498	221.7	37.772	1:54.154
6	36.111	194.5	40.460	221.3	37.970	1:54.541
7	36.252	194.2	39.886	219.9	37.604	1:53.742
8	35.939	197.4	39.780	221.3	<b>37.276</b>	1:52.995
9	35.564	197.0	40.122	220.4	37.526	1:53.212
10	36.063	189.1	40.078	219.0	38.192	1:54.333
11	35.886	198.1	41.108	219.5	43.983	2:00.977

Laps	Sector 1	Spd 1	Sector 2	Spd 2	Sector 3	Lap Time
<b>No.67 Morley, Liam</b>						
1	38.436	196.7	40.696	225.9	36.175	1:55.307
2	<b>33.974</b>	<b>204.9</b>	38.745	<b>226.4</b>	36.511	1:49.230
3	34.177	202.2	<b>38.414</b>	<b>226.4</b>	<b>35.851</b>	<b>1:48.442</b>

Laps	Sector 1	Spd 1	Sector 2	Spd 2	Sector 3	Lap Time
<b>No.71 Malm, Stefan</b>						
1	38.783	198.1	40.603	228.8	36.992	1:56.378
2	34.130	197.4	39.294	<b>229.7</b>	36.444	1:49.868
3	34.278	203.0	39.274	228.8	35.910	1:49.462
4	34.257	203.7	39.159	225.4	36.152	1:49.568







# Superkart

## Race 2 (GBR2)

### Lap Time Analysis

For information purposes. No official / regulatory value

Laps	Sector 1	Spd 1	Sector 2	Spd 2	Sector 3	Lap Time
5	34.354	201.4	<b>38.825</b>	224.0	35.869	1:49.048
6	34.621	201.4	39.351	225.4	35.966	1:49.938
7	34.345	203.7	39.023	225.0	36.079	1:49.447
8	34.378	199.2	39.302	227.8	<b>35.647</b>	1:49.327
9	<b>34.050</b>	<b>205.7</b>	38.890	225.4	36.057	<b>1:48.997</b>

#### No.72 Bernhard, Jörg

1	40.300	193.5	42.653	223.1	40.146	2:03.099
2	35.690	199.6	41.189	222.2	39.991	1:56.870
3	<b>35.205</b>	199.2	41.348	<b>225.4</b>	<b>38.823</b>	<b>1:55.376</b>
4	35.361	198.1	40.860	223.6	39.155	<b>1:55.376</b>
5	36.420	198.8	41.148	222.6	39.574	1:57.142
6	36.239	199.2	<b>40.668</b>	224.0	39.351	1:56.258
7	36.115	199.6	41.034	219.5	39.433	1:56.582
8	36.288	<b>200.0</b>	40.992	221.7	38.873	1:56.153
9	36.857	194.9	41.291	221.7	39.679	1:57.827
10	35.949	<b>200.0</b>	41.961	219.5	39.343	1:57.253
11	35.948	186.8	41.953	222.2	39.328	1:57.229

#### No.74 Robert, Gregory

1	39.919	188.1	42.318	<b>232.2</b>	38.639	2:00.876
2	35.423	196.0	39.893	226.4	37.607	1:52.923
3	35.210	194.9	39.878	224.0	36.928	1:52.016
4	35.005	<b>199.2</b>	39.782	228.8	37.567	1:52.354
5	35.524	195.2	39.660	224.0	37.018	1:52.202
6	35.573	194.5	40.053	217.7	38.036	1:53.662
7	35.003	198.8	39.921	223.1	37.288	1:52.212
8	<b>34.818</b>	192.8	39.508	222.6	37.356	1:51.682
9	35.343	197.8	<b>39.302</b>	222.2	36.812	<b>1:51.457</b>
10	35.085	197.4	39.824	220.8	<b>36.604</b>	1:51.513
11	<b>34.818</b>	197.8	40.006	222.6	37.546	1:52.370

#### No.78 de Ruit, Romano

1	37.185	201.8	38.740	226.4	35.693	1:51.618
2	34.643	203.7	38.649	225.0	35.452	1:48.744
3	34.451	202.6	38.391	<b>227.3</b>	<b>35.299</b>	1:48.141
4	34.227	201.1	<b>38.316</b>	225.9	35.573	1:48.116
5	33.993	202.2	38.597	223.6	35.640	1:48.230
6	33.916	202.2	38.507	226.4	35.434	<b>1:47.857</b>
7	34.202	201.4	38.852	224.0	35.544	1:48.598
8	33.958	202.6	38.351	222.2	35.620	1:47.929
9	34.429	<b>208.4</b>	38.562	223.6	35.961	1:48.952
10	<b>33.913</b>	202.2	38.723	221.7	35.720	1:48.356
11	34.636	200.0	39.205	225.9	36.288	1:50.129

Laps	Sector 1	Spd 1	Sector 2	Spd 2	Sector 3	Lap Time
<b>No.87 Vejen, Henrik</b>						
1	39.278	207.2	40.881	230.2	36.651	1:56.810
2	<b>33.948</b>	<b>208.0</b>	39.346	<b>233.2</b>	36.538	1:49.832
3	34.947	203.7	38.625	232.7	36.147	1:49.719
4	34.498	203.7	38.670	231.2	36.327	1:49.495
5	34.209	204.1	<b>38.585</b>	229.2	36.448	1:49.242
6	34.331	203.3	38.725	229.2	36.232	1:49.288
7	34.237	205.3	38.786	230.7	36.064	1:49.087
8	34.470	205.3	38.938	230.2	36.450	1:49.858
9	34.105	205.3	38.696	228.3	<b>35.884</b>	<b>1:48.685</b>
10	33.996	204.1	39.031	226.8	36.034	1:49.061
11	34.276	203.7	39.170	226.4	36.698	1:50.144

#### No.88 Busby, Kevin

1	39.188	194.5	42.024	<b>226.4</b>	37.745	1:58.957
2	35.936	191.4	39.823	224.0	<b>36.579</b>	1:52.338
3	<b>34.830</b>	<b>195.6</b>	<b>39.269</b>	225.4	37.670	<b>1:51.769</b>
4	35.066	194.2	40.271	225.4	37.484	1:52.821

#### No.89 Kinsey, Carl

1	39.245	189.8	41.247	227.3	38.009	1:58.501
2	35.185	200.3	39.651	226.4	37.456	1:52.292
3	<b>34.803</b>	198.8	<b>39.480</b>	<b>227.8</b>	37.721	<b>1:52.004</b>
4	35.250	194.9	40.189	224.0	37.442	1:52.881
5	1:43.652	189.8	41.950	215.1	37.592	3:03.194
6	35.034	197.0	39.851	216.8	37.583	1:52.468
7	38.329	198.5	40.119	217.7	37.116	1:55.564
8	35.273	<b>201.1</b>	39.849	225.4	37.141	1:52.263
9	34.835	197.4	41.253	221.3	37.183	1:53.271
10	35.191	197.4	40.004	217.3	<b>37.073</b>	1:52.268

#### No.93 Bjerger, Ingvar

1	40.000	188.8	43.075	<b>227.8</b>	38.848	2:01.923
2	34.955	<b>201.8</b>	39.663	227.3	37.686	1:52.304
3	35.310	197.8	39.796	226.8	37.480	1:52.586
4	35.185	198.8	39.566	226.4	37.625	1:52.376
5	34.876	201.1	<b>39.340</b>	224.0	37.637	1:51.853
6	34.916	197.8	40.037	223.6	37.562	1:52.515
7	34.837	199.2	39.595	222.2	37.140	1:51.572
8	34.915	198.8	39.636	220.8	37.274	1:51.825
9	34.877	198.8	39.419	221.3	<b>37.045</b>	<b>1:51.341</b>
10	<b>34.440</b>	199.6	40.033	219.9	37.372	1:51.845
11	34.721	201.4	39.699	222.2	38.470	1:52.890

#### No.97 Verhaar, Mark

1	41.205	192.5	42.230	222.6	40.489	2:03.924
---	--------	-------	--------	-------	--------	----------



**Superkart**

**Race 2 (GBR2)**  
 Lap Time Analysis

For information purposes. No official / regulatory value

Laps	Sector 1	Spd 1	Sector 2	Spd 2	Sector 3	Lap Time
2	37.787	195.2	41.112	225.0	38.473	1:57.372
3	36.381	193.8	40.265	224.5	38.114	1:54.760
4	36.172	<b>198.8</b>	<b>40.263</b>	<b>227.3</b>	39.105	1:55.540
5	36.248	194.9	41.112	223.1	38.108	1:55.468
6	36.333	193.8	40.427	216.8	<b>37.428</b>	1:54.188
7	<b>36.029</b>	194.5	40.338	214.7	37.727	<b>1:54.094</b>



Superkart

Race 2 (GBR2)  
Starting Grid

Document 7

Subject to scrutineering & sporting investigations

72	<b>Bernhard, Jörg</b> PVP / PVP	1:59.437	<b>18</b>	54	<b>Zoutman, Fokko</b> MS Kart / TM	2:03.437
36	<b>Van Dijk, René</b> MS Kart / VM	1:56.999	<b>17</b>	47	<b>Marggraf, Thomas</b> PVP / PVP	1:58.316
30	<b>Gorissen, Marcel</b> Anderson / Rotax	1:55.245	<b>16</b>	20	<b>Gjertsen, Erik Martin</b> PVP / PVP	1:55.598
59	<b>Nilsson, Robin</b> Scherman / PVP	1:54.081	<b>15</b>	97	<b>Verhaar, Mark</b> MS Kart / VM	1:54.875
32	<b>Westerdijk, Laurens</b> MS Kart / VM	1:52.915	<b>14</b>	66	<b>Lundgren, Patrik</b> PVP / PVP	1:53.883
89	<b>Kinsey, Carl</b> Anderson / FPE	1:52.470	<b>13</b>	12	<b>Kennings, Paul</b> Anderson / FPE	1:52.910
74	<b>Robert, Gregory</b> Anderson / FPE	1:51.759	<b>12</b>	98	<b>Bramhall, Mark</b> Anderson / FPE	1:51.923
93	<b>Bjerge, Ingvar</b> Anderson / FPE	1:51.252	<b>11</b>	88	<b>Busby, Kevin</b> Anderson / FPE	1:51.494
15	<b>Reinke, Jürgen</b> Anderson / DEA	1:50.899	<b>10</b>	11	<b>Lehtinen, Vesa</b> Anderson / DEA	1:51.247
10	<b>Crowe, Malcolm</b> Anderson / DEA	1:50.227	<b>9</b>	56	<b>Bleek, Danny</b> MS Kart / VM	1:50.669
87	<b>Vejen, Henrik</b> PVP / PVP	1:49.780	<b>8</b>	16	<b>Harvey, David</b> Anderson / FPE	1:49.938
67	<b>Morley, Liam</b> Anderson / DEA	1:49.534	<b>7</b>	5	<b>Lilja, Henrik</b> PVP / PVP	1:49.609
63	<b>Craven, Charles</b> Anderson / DEA	1:49.527	<b>6</b>	71	<b>Malm, Stefan</b> Scherman / PVP	1:49.532
3	<b>Hentschel, Daniel</b> Anderson / DEA	1:48.580	<b>5</b>	7	<b>Hulme, Carl</b> Anderson / FPE	1:49.020
4	<b>Maasmann, Marcel</b> Anderson / FPE	1:48.265	<b>4</b>	78	<b>de Ruit, Romano</b> Anderson / FPE	1:48.468
44	<b>Payart, Damien</b> Anderson / FPE	1:48.033	<b>3</b>	2	<b>Bennett, Gavin</b> Anderson / DEA	1:48.073
57	<b>Needham, Christopher</b> Anderson / FPE	1:47.464	<b>2</b>	9	<b>Kout, Adam</b> MS Kart / DEA	1:47.687
1	<b>Vinuales, Emmanuel</b> Anderson / DEA	1:46.503	<b>1</b>	53	<b>Harpham, Lee</b> Anderson / FPE	1:46.792

POLE POSITION



Start : 15/07/2012 - 11:20 11 Laps = 52.558 Km

Snetterton (GBR) - 13/07/2012 - 15/07/2012

CIK-FIA



# Superkart

## Race 1 (GBR1) Results

## Document 6.1 OFFICIAL

Subject to scrutineering & sporting investigations

Rnk	No.	Entrant	Nat	Driver	Nat	Equipment	Laps	Gap	Interv.	Speed	Best Lap
1	53	Harpham, Lee		Harpham, Lee		Anderson / FPE	11			158.53	1:47.028
2	2	Bennett, Gavin		Bennett, Gavin		Anderson / DEA	11	<b>3.890</b>	3.890	158.01	1:47.322
3	44	Payart, Damien		Payart, Damien		Anderson / FPE	11	<b>4.671</b>	0.781	157.91	1:47.525
4	9	MS Kart Racing Team		Kout, Adam		MS Kart / DEA	11	<b>8.778</b>	4.107	157.37	1:48.398
5	67	Morley, Liam		Morley, Liam		Anderson / DEA	11	<b>12.316</b>	3.538	156.91	1:47.902
6	78	de Ruit, Romano		de Ruit, Romano		Anderson / FPE	11	<b>15.752</b>	3.436	156.46	1:48.511
7	7	Hulme, Carl		Hulme, Carl		Anderson / FPE	11	<b>24.146</b>	8.394	155.39	1:48.909
8	56	Bleek, Danny		Bleek, Danny		MS Kart / VM	11	<b>27.273</b>	3.127	154.99	1:48.884
9	71	Nilsson, Robin		Malm, Stefan		Scherman / PVP	11	<b>27.675</b>	0.402	154.94	1:48.449
10	4	Maasmann, Marcel		Maasmann, Marcel		Anderson / FPE	11	<b>28.873</b>	1.198	154.78	1:48.071
11	10	Crowe, Malcolm		Crowe, Malcolm		Anderson / DEA	11	<b>31.176</b>	2.303	154.49	1:49.253
12	87	Vejen, Henrik		Vejen, Henrik		PVP / PVP	11	<b>32.886</b>	1.710	154.28	1:49.104
13	11	Lehtinen, Vesa		Lehtinen, Vesa		Anderson / DEA	11	<b>39.067</b>	6.181	153.50	1:50.380
14	16	Harvey, David		Harvey, David		Anderson / FPE	11	<b>39.725</b>	0.658	153.42	1:50.502
15	5	Lilja, Henrik		Lilja, Henrik		PVP / PVP	11	<b>39.988</b>	0.263	153.39	1:50.008
16	15	Reinke, Jürgen		Reinke, Jürgen		Anderson / DEA	11	<b>40.482</b>	0.494	153.33	1:50.127
17	93	Bjerge, Ingvar		Bjerge, Ingvar		Anderson / FPE	11	<b>51.081</b>	10.599	152.02	1:50.870
18	88	Busby, Kevin		Busby, Kevin		Anderson / FPE	11	<b>51.337</b>	0.256	151.99	1:51.058
19	74	Robert, Gregory		Robert, Gregory		Anderson / FPE	11	<b>52.698</b>	1.361	151.83	1:50.799
20	98	Bramhall, Mark		Bramhall, Mark		Anderson / FPE	11	<b>1:06.869</b>	14.171	150.12	1:51.855
21	12	Kennings, Paul		Kennings, Paul		Anderson / FPE	11	<b>1:11.637</b>	4.768	149.55	1:53.396
22	59	Nilsson, Robin		Nilsson, Robin		Scherman / PVP	11	<b>1:20.485</b>	8.848	148.51	1:53.749
23	66	Lundgren, Patrik		Lundgren, Patrik		PVP / PVP	11	<b>1:20.818</b>	0.333	148.48	1:54.017
24	20	Gjertsen, Erik Martin		Gjertsen, Erik Martin		PVP / PVP	11	<b>1:27.915</b>	7.097	147.65	1:54.697
25	47	Marggraf, Thomas		Marggraf, Thomas		PVP / PVP	11	<b>1:32.443</b>	4.528	147.13	1:53.439
26	30	Gorissen, Marcel		Gorissen, Marcel		Anderson / Rotax	11	<b>1:33.154</b>	0.711	147.05	1:55.001
27	72	Bernhard, Jörg		Bernhard, Jörg		PVP / PVP	11	<b>1:40.461</b>	7.307	146.22	1:55.135
28	36	Van Dijk, René		Van Dijk, René		MS Kart / VM	9	<b>2 Laps</b>	2 Laps	147.47	1:54.776
29	97	Verhaar, Mark		Verhaar, Mark		MS Kart / VM	9	<b>2 Laps</b>	4.302	146.86	1:53.441
30	32	Westerdijk, Laurens		Westerdijk, Laurens		MS Kart / VM	8	<b>3 Laps</b>	1 Lap	147.36	1:52.600
31	3	Hentschel, Daniel		Hentschel, Daniel		Anderson / DEA	7	<b>4 Laps</b>	1 Lap	154.58	1:49.070
32	54	Zoutman, Fokko		Zoutman, Fokko		MS Kart / TM	7	<b>4 Laps</b>	1:25.196	139.34	2:00.902
33	1	Vinuales, Emmanuel		Vinuales, Emmanuel		Anderson / DEA	5	<b>6 Laps</b>	2 Laps	157.46	1:47.140
34	89	Kinsey, Carl		Kinsey, Carl		Anderson / FPE	5	<b>6 Laps</b>	51.261	143.95	1:51.408
35	63	Craven, Charles		Craven, Charles		Anderson / DEA	3	<b>8 Laps</b>	2 Laps	152.36	1:49.389
36	57	Needham, Christopher		Needham, Christopher		Anderson / FPE	0	<b>11 Laps</b>	3 Laps		

Start Time : 14/07/2012 - 16:40:26

Best Lap : No.53 Harpham, Lee 1:47.028 160.71 Kph

Weather : Cloudy Air : 17°C Track : Dry

Event Record : No.1 Vinuales, Emmanuel 1:46.503 161.50 Kph

Snetterton (GBR) - 13/07/2012 - 15/07/2012

Page 1 / 1

CIK-FIA

Apex Timing





# Snetterton | 13 - 15.07.2012

## CIK-FIA European Superkart Championship (Rd2)

# SUPERKART



## Superkart

### Race 1 (GBR1)

### Lap Chart

For information purposes. No official / regulatory value

	1	2	3	4	5	6	7	8	9	10	11	12	13	14	15	16	17	18	19	20	21	22	23	24	25	26	27	28	29	30	31	32	33	34	35	36
Grid	1	53	57	9	44	2	4	78	3	7	63	71	67	5	87	16	10	56	15	11	93	88	74	98	89	12	32	66	59	97	30	20	36	47	72	54
Start	53	1	9	<del>57</del>	2	44	78	4	7	3	63	5	71	67	16	87	11	10	56	88	15	98	12	93	74	66	97	89	36	32	20	59	30	72	54	47
Lap 1 Interval	53	9	1	2	4	44	78	3	7	63	67	5	10	71	11	16	87	56	88	15	12	74	89	93	98	36	66	32	30	20	97	72	59	54	47	
		0.0	0.6	0.3	0.8	1.5	0.5	0.9	0.0	0.0	1.0	0.3	0.3	0.1	0.3	0.3	0.1	0.5	0.5	0.9	0.7	0.0	0.6	0.6	0.1	0.8	0.2	0.0	0.3	0.1	0.0	1.2	0.2	3.8	0.0	
Lap 2	53	9	1	2	4	44	78	63	67	3	7	10	71	11	5	56	87	16	15	88	74	12	89	93	98	32	36	30	66	97	20	59	72	47	54	
		0.9	0.7	0.6	0.0	1.4	1.4	1.4	1.0	0.1	0.6	1.3	0.1	0.9	0.3	0.2	0.6	0.7	1.5	0.0	1.2	0.9	0.1	1.0	0.0	2.7	0.0	0.1	0.4	0.9	0.0	0.1	1.8	4.8	4.3	
Lap 3	53	9	1	2	4	44	78	67	<del>63</del>	3	7	10	71	11	56	5	87	16	15	88	74	89	93	12	98	32	66	36	30	59	20	72	47	97	54	
		1.8	0.0	1.6	0.4	0.3	2.4	1.8	0.6	1.0	0.3	0.6	0.6	1.9	0.4	0.1	0.2	1.3	1.8	0.6	0.9	0.7	1.1	1.4	0.1	2.5	1.7	0.8	0.5	0.2	0.3	1.9	6.8	0.3	8.3	
Lap 4	53	1	2	9	4	44	78	67	3	7	10	71	11	56	87	5	16	15	88	74	93	12	98	32	66	36	30	20	59	72	97	89	47	54		
		1.8	1.1	0.5	0.9	0.4	3.0	1.1	2.6	0.4	1.7	0.0	3.0	0.1	0.4	1.2	2.7	1.9	0.2	1.9	0.2	3.4	1.0	0.0	4.7	1.8	0.1	0.4	0.0	2.2	5.8	0.3	1.3	12.4		
Lap 5	53	<del>1</del>	2	9	4	44	67	78	3	7	10	71	56	87	11	5	16	15	88	74	93	98	32	12	66	36	30	59	20	72	97	<del>89</del>	47	54		
		1.3	1.6	1.9	0.7	0.0	4.0	0.7	3.2	0.4	1.9	0.0	3.0	0.5	1.3	0.1	0.9	2.7	4.0	0.3	0.8	5.7	0.0	0.4	5.5	2.1	0.4	0.1	0.0	3.6	3.4	0.5	2.0	18.7		
Lap 6	53	2	9	44	4	67	78	3	7	10	71	56	87	5	11	16	15	88	74	93	98	12	66	32	59	30	36	20	72	97	47	54				
		3.9	2.6	0.7	0.3	3.4	0.7	3.8	0.3	3.0	0.0	2.1	0.8	2.1	0.5	1.4	2.3	5.5	0.3	0.9	5.7	1.8	6.4	1.5	1.4	0.6	0.0	0.2	5.7	1.1	1.7	26.0				
Lap 7	53	2	44	9	4	67	78	7	<del>3</del>	10	71	56	87	5	11	16	15	88	74	93	98	12	66	32	59	36	30	20	97	72	47	<del>54</del>				
		4.1	2.4	0.5	0.4	3.2	1.7	4.8	1.3	1.9	0.1	1.1	1.0	3.6	0.3	2.4	1.9	6.2	0.5	0.8	6.8	2.4	6.8	1.4	1.4	1.6	0.2	0.3	5.7	2.0	0.6	35.1				
Lap 8	53	2	44	9	67	78	7	10	71	56	4	87	11	5	16	15	88	74	93	98	12	66	59	<del>32</del>	36	30	20	97	47	72						
		4.2	2.3	2.2	2.1	2.7	6.0	2.9	0.0	1.2	0.9	0.0	5.6	0.1	1.8	0.7	7.3	0.5	0.4	7.8	4.7	7.9	1.4	1.7	0.9	0.3	0.1	4.3	4.6	0.1						
Lap 9	53	2	44	9	67	78	7	10	71	56	4	87	11	5	16	15	88	93	74	98	12	66	59	<del>36</del>	30	20	<del>97</del>	47	72							
		5.1	0.9	2.9	2.7	2.6	6.3	4.4	0.0	0.1	0.6	0.5	7.4	0.8	0.2	0.3	9.1	0.1	0.8	8.5	5.8	8.7	0.8	3.6	1.6	0.0	2.6	3.7	3.1							
Lap 10	53	2	44	9	67	78	7	56	10	71	4	87	11	16	5	15	93	88	74	98	12	66	59	20	30	47	72									
		4.7	0.4	3.8	3.0	3.3	6.6	4.8	0.8	0.0	0.3	0.5	7.9	1.2	0.1	0.2	10.3	0.3	1.6	9.7	5.3	9.5	0.1	5.8	1.8	4.1	5.4									
Lap 11	53	2	44	9	67	78	7	56	71	4	10	87	11	16	5	15	93	88	74	98	12	59	66	20	47	30	72									
		3.8	0.7	4.1	3.5	3.4	8.3	3.1	0.4	1.1	2.3	1.7	6.1	0.6	0.2	0.4	10.5	0.2	1.3	14.1	4.7	8.8	0.3	7.0	4.5	0.7	7.3									





# Superkart

## Race 1 (GBR1)

### Lap Time Analysis

For information purposes. No official / regulatory value

Laps	Sector 1	Spd 1	Sector 2	Spd 2	Sector 3	Lap Time
<b>No.1 Vinuales, Emmanuel</b>						
1	36.681	202.2	39.244	<b>229.7</b>	35.899	1:51.824
2	34.390	203.3	38.693	227.3	35.572	1:48.655
3	33.978	<b>206.1</b>	38.700	227.8	35.326	1:48.004
4	<b>33.745</b>	203.7	38.871	225.0	35.133	1:47.749
5	33.777	204.5	<b>38.239</b>	225.4	<b>35.124</b>	<b>1:47.140</b>

<b>No.2 Bennett, Gavin</b>						
1	36.911	198.1	39.106	227.3	35.807	1:51.824
2	34.297	202.2	39.103	<b>227.8</b>	35.556	1:48.956
3	34.653	<b>203.0</b>	38.476	225.9	35.872	1:49.001
4	33.569	202.6	<b>38.273</b>	227.3	35.480	<b>1:47.322</b>
5	<b>33.497</b>	202.6	38.650	222.6	35.421	1:47.568
6	33.970	198.8	38.637	220.8	35.430	1:48.037
7	33.924	200.0	38.989	220.4	35.554	1:48.467
8	33.814	201.4	38.835	221.3	35.348	1:47.997
9	33.904	201.1	39.886	221.3	35.376	1:49.166
10	33.723	200.3	38.711	221.3	35.663	1:48.097
11	33.747	200.3	38.731	221.3	<b>35.347</b>	1:47.825

<b>No.3 Hentschel, Daniel</b>						
1	37.978	199.2	40.113	219.9	37.240	1:55.331
2	35.179	199.6	38.660	<b>224.5</b>	36.770	1:50.609
3	34.488	<b>200.7</b>	39.058	224.0	36.704	1:50.250
4	34.540	198.1	38.675	220.8	<b>36.187</b>	1:49.402
5	34.679	199.6	<b>38.559</b>	220.4	36.283	1:49.521
6	<b>34.214</b>	198.5	38.640	221.7	36.216	<b>1:49.070</b>
7	34.724	189.1	39.387	221.3	37.092	1:51.203

<b>No.4 Maasmann, Marcel</b>						
1	37.119	202.2	39.260	219.0	36.025	1:52.404
2	<b>33.711</b>	<b>203.7</b>	<b>38.323</b>	<b>226.8</b>	36.037	<b>1:48.071</b>
3	34.396	198.5	38.739	220.4	36.265	1:49.400
4	33.725	200.3	38.740	220.8	35.997	1:48.462
5	33.823	198.5	39.010	221.7	35.923	1:48.756
6	34.706	197.4	38.803	222.2	35.559	1:49.068
7	34.012	200.7	38.761	222.6	<b>35.326</b>	1:48.099
8	44.540	196.7	43.549	214.7	37.392	2:05.481
9	33.962	199.2	39.272	221.7	36.091	1:49.325
10	34.112	200.7	39.563	224.0	36.865	1:50.540
11	34.426	195.6	39.086	217.7	35.810	1:49.322

<b>No.5 Lilja, Henrik</b>						
1	37.900	197.0	40.860	<b>214.2</b>	37.679	1:56.439
2	35.633	197.0	39.906	213.4	37.030	1:52.569
3	34.758	<b>198.8</b>	39.703	210.5	36.644	1:51.105

4	34.974	196.7	39.917	212.1	36.354	1:51.245
5	34.846	198.1	39.661	213.4	36.559	1:51.066
6	<b>34.585</b>	197.0	<b>39.101</b>	209.3	<b>36.322</b>	<b>1:50.008</b>
7	<b>34.585</b>	194.2	39.503	206.8	36.544	1:50.632
8	35.387	195.6	40.309	206.5	36.509	1:52.205
9	34.835	195.2	40.083	208.0	37.388	1:52.306
10	35.280	187.1	39.716	207.2	36.475	1:51.471
11	34.706	196.0	39.397	206.8	36.523	1:50.626

<b>No.7 Hulme, Carl</b>						
1	37.475	196.3	39.895	219.5	38.016	1:55.386
2	36.134	197.0	39.033	222.2	36.075	1:51.242
3	34.545	195.6	39.006	225.0	36.360	1:49.911
4	34.778	196.3	38.968	222.6	35.835	1:49.581
5	34.698	194.9	38.892	221.3	35.913	1:49.503
6	34.424	197.4	38.856	222.6	<b>35.629</b>	<b>1:48.909</b>
7	34.646	<b>198.1</b>	39.207	<b>225.9</b>	35.702	1:49.555
8	34.798	196.3	39.548	219.5	35.991	1:50.337
9	<b>34.342</b>	197.0	<b>38.850</b>	219.5	36.117	1:49.309
10	34.682	196.3	38.905	218.6	36.179	1:49.766
11	34.623	193.8	39.596	216.4	36.443	1:50.662

<b>No.9 Kout, Adam</b>						
1	36.845	<b>200.7</b>	38.885	<b>219.9</b>	35.373	1:51.103
2	34.366	196.0	38.749	217.3	35.428	1:48.543
3	34.532	194.2	38.740	216.4	35.487	1:48.759
4	34.650	194.9	38.801	218.1	36.071	1:49.522
5	34.465	194.5	38.951	216.8	35.552	1:48.968
6	34.580	194.2	<b>38.696</b>	216.0	35.481	1:48.757
7	34.396	195.2	38.996	219.0	35.388	1:48.780
8	35.105	195.2	39.054	216.0	35.429	1:49.588
9	34.380	194.2	38.858	216.4	<b>35.279</b>	1:48.517
10	<b>34.114</b>	195.2	38.918	216.4	35.444	1:48.476
11	34.335	196.0	38.709	216.0	35.354	<b>1:48.398</b>

<b>No.10 Crowe, Malcolm</b>						
1	37.878	<b>203.0</b>	40.431	226.4	37.719	1:56.028
2	34.897	201.4	39.178	226.4	36.757	1:50.832
3	34.093	201.8	39.018	<b>227.3</b>	<b>36.142</b>	<b>1:49.253</b>
4	34.560	202.2	39.331	224.0	36.737	1:50.628
5	34.140	201.1	<b>38.795</b>	225.0	36.805	1:49.740
6	<b>34.069</b>	200.7	39.137	223.1	36.764	1:49.970
7	34.113	199.2	39.139	223.6	36.557	1:49.809
8	34.110	201.4	39.490	221.3	36.431	1:50.031
9	34.653	198.8	39.207	220.4	36.897	1:50.757
10	34.368	201.1	39.875	226.8	36.743	1:50.986





# Superkart

## Race 1 (GBR1)

### Lap Time Analysis

For information purposes. No official / regulatory value

Laps	Sector 1	Spd 1	Sector 2	Spd 2	Sector 3	Lap Time
11	35.784	199.2	38.993	225.0	37.271	1:52.048

#### No.11 Lehtinen, Vesa

1	37.983	192.8	40.925	<b>222.2</b>	37.874	1:56.782
2	34.946	195.2	39.673	221.7	36.749	1:51.368
3	34.820	195.6	39.629	217.3	<b>36.360</b>	1:50.809
4	34.838	193.8	39.790	216.4	36.467	1:51.095
5	35.155	196.7	39.724	218.1	36.775	1:51.654
6	34.706	194.9	39.491	218.1	36.566	1:50.763
7	<b>34.530</b>	<b>197.4</b>	<b>39.101</b>	220.4	36.749	<b>1:50.380</b>
8	34.856	192.1	39.952	214.2	36.932	1:51.740
9	35.240	195.2	39.519	215.1	36.816	1:51.575
10	35.070	194.5	39.525	214.2	36.382	1:50.977
11	34.937	194.2	39.461	211.7	36.682	1:51.080

#### No.12 Kennings, Paul

1	38.923	<b>195.2</b>	41.732	<b>215.5</b>	38.704	1:59.359
2	35.615	193.8	40.543	213.4	37.660	1:53.818
3	35.909	189.1	40.664	214.2	<b>37.590</b>	1:54.163
4	35.543	186.8	40.548	210.9	38.186	1:54.277
5	<b>35.418</b>	188.4	40.749	208.8	38.620	1:54.787
6	35.494	193.2	40.287	213.4	37.615	<b>1:53.396</b>
7	35.664	191.1	<b>40.102</b>	210.5	37.821	1:53.587
8	35.677	190.8	40.374	210.1	38.159	1:54.210
9	35.724	189.4	40.206	210.9	38.025	1:53.955
10	35.757	190.8	40.341	210.1	37.831	1:53.929
11	35.652	190.4	40.694	210.1	38.281	1:54.627

#### No.15 Reinke, Jürgen

1	38.765	193.8	41.135	217.3	39.021	1:58.921
2	35.546	196.0	39.636	217.3	37.047	1:52.229
3	35.032	191.4	39.854	209.7	36.649	1:51.535
4	35.462	192.1	39.408	213.0	36.837	1:51.707
5	34.735	193.2	39.358	211.3	36.692	1:50.785
6	35.116	194.2	<b>38.958</b>	211.3	36.526	1:50.600
7	35.007	183.6	39.571	210.5	36.417	1:50.995
8	34.634	193.5	39.077	213.0	<b>36.416</b>	<b>1:50.127</b>
9	<b>34.432</b>	198.1	39.033	<b>222.2</b>	36.928	1:50.393
10	35.055	198.1	39.310	215.1	36.736	1:51.101
11	34.772	<b>199.6</b>	39.271	216.0	36.792	1:50.835

#### No.16 Harvey, David

1	38.617	<b>199.2</b>	41.120	<b>223.6</b>	37.610	1:57.347
2	35.049	198.5	40.602	218.6	37.253	1:52.904
3	34.954	193.8	39.603	222.2	36.640	1:51.197
4	34.868	193.2	39.746	220.8	<b>36.208</b>	1:50.822
5	34.718	194.5	39.444	220.8	36.615	1:50.777

Laps	Sector 1	Spd 1	Sector 2	Spd 2	Sector 3	Lap Time
6	34.741	193.8	39.655	219.0	36.634	1:51.030
7	34.757	194.5	39.753	217.3	36.888	1:51.398
8	34.881	196.0	39.623	220.4	36.780	1:51.284
9	34.732	197.4	<b>39.331</b>	220.4	36.708	1:50.771
10	34.833	195.6	39.596	216.4	36.625	1:51.054
11	<b>34.609</b>	197.0	39.336	217.3	36.557	<b>1:50.502</b>

#### No.20 Gjertsen, Erik Martin

1	39.067	175.3	43.112	203.0	39.167	2:01.346
2	36.781	184.6	41.057	204.9	38.462	1:56.300
3	36.712	189.8	40.744	204.1	37.610	1:55.066
4	<b>36.099</b>	<b>191.4</b>	41.610	<b>207.2</b>	38.401	1:56.110
5	36.245	187.8	41.004	201.1	<b>37.554</b>	1:54.803
6	36.171	186.5	40.950	206.1	38.326	1:55.447
7	36.532	189.8	<b>40.671</b>	203.7	38.025	1:55.228
8	36.178	189.1	40.714	204.5	38.007	1:54.899
9	36.387	186.5	41.143	198.1	38.538	1:56.068
10	36.232	185.5	40.835	197.4	37.630	<b>1:54.697</b>
11	36.218	182.7	41.143	198.1	37.920	1:55.281

#### No.30 Gorissen, Marcel

1	39.092	190.8	42.504	<b>217.3</b>	38.900	2:00.496
2	35.911	188.4	41.010	213.8	38.094	1:55.015
3	35.799	<b>195.2</b>	41.891	213.0	38.161	1:55.851
4	36.442	192.1	41.432	213.4	38.411	1:56.285
5	35.937	189.8	<b>40.570</b>	213.8	38.494	<b>1:55.001</b>
6	36.430	182.7	40.645	216.0	38.366	1:55.441
7	36.583	189.1	40.707	215.1	<b>37.855</b>	1:55.145
8	36.098	191.1	40.929	214.2	38.027	1:55.054
9	<b>35.671</b>	190.1	42.158	215.5	38.397	1:56.226
10	36.593	190.1	40.886	213.0	39.153	1:56.632
11	36.887	186.5	41.451	209.3	40.286	1:58.624

#### No.32 Westerdijk, Laurens

1	39.758	<b>194.2</b>	42.165	217.7	38.996	2:00.919
2	36.709	192.1	40.897	<b>219.5</b>	37.537	1:55.143
3	35.389	191.8	40.287	213.8	37.242	1:52.918
4	35.463	192.1	40.195	214.2	36.942	<b>1:52.600</b>
5	35.601	189.8	40.180	218.1	37.468	1:53.249
6	<b>35.124</b>	192.8	<b>39.947</b>	214.2	46.794	2:01.865
7	36.873	187.5	40.334	212.1	<b>36.693</b>	1:53.900
8	35.940	180.6	41.798	195.2	39.329	1:57.067

#### No.36 Van Dijk, René

1	38.949	189.8	42.450	<b>216.8</b>	39.216	2:00.615
2	35.808	191.1	40.677	215.5	39.072	1:55.557
3	35.807	<b>192.5</b>	41.195	212.5	38.445	1:55.447





# Superkart

## Race 1 (GBR1)

### Lap Time Analysis

For information purposes. No official / regulatory value

Laps	Sector 1	Spd 1	Sector 2	Spd 2	Sector 3	Lap Time
4	36.476	187.5	41.756	212.5	38.373	1:56.605
5	<b>35.759</b>	189.4	40.967	211.7	<b>38.050</b>	<b>1:54.776</b>
6	36.227	184.9	40.920	214.7	38.745	1:55.892
7	35.801	190.4	40.729	212.1	38.290	1:54.820
8	35.992	188.4	<b>40.670</b>	212.1	38.282	1:54.944
9	35.983	189.1	40.723	210.9	38.280	1:54.986

#### No.44 Payart, Damien

1	37.866	201.8	39.743	225.0	36.507	1:54.116
2	33.543	204.9	38.520	225.9	35.977	1:48.040
3	33.492	<b>208.0</b>	38.674	<b>227.3</b>	36.128	1:48.294
4	33.656	206.8	39.040	226.8	35.870	1:48.566
5	34.058	203.7	38.326	225.4	35.920	1:48.304
6	33.904	204.9	38.666	224.0	36.118	1:48.688
7	33.722	201.4	38.296	224.0	<b>35.507</b>	<b>1:47.525</b>
8	33.764	201.8	38.342	223.6	35.785	1:47.891
9	33.797	203.3	<b>38.216</b>	224.0	35.723	1:47.736
10	<b>33.467</b>	204.1	38.372	224.0	35.768	1:47.607
11	33.667	203.0	38.520	225.0	35.960	1:48.147

#### No.47 Marggraf, Thomas

1	40.502	178.2	43.079	<b>215.5</b>	41.511	2:05.092
2	36.848	190.1	41.340	210.9	39.436	1:57.624
3	36.422	191.8	41.060	211.3	39.641	1:57.123
4	36.349	190.1	41.656	213.4	39.093	1:57.098
5	35.782	187.5	40.354	208.4	38.507	1:54.643
6	35.806	191.4	40.121	214.2	38.431	1:54.358
7	35.605	193.8	40.377	203.7	39.079	1:55.061
8	35.780	<b>194.5</b>	40.539	209.3	39.136	1:55.455
9	<b>35.336</b>	193.2	40.087	210.9	38.016	<b>1:53.439</b>
10	35.623	192.1	40.257	203.7	38.476	1:54.356
11	35.710	190.4	<b>40.059</b>	212.5	<b>38.011</b>	1:53.780

#### No.53 Harpham, Lee

1	36.380	197.8	38.747	219.9	35.978	1:51.105
2	33.667	197.0	38.538	219.5	35.419	1:47.624
3	33.619	197.8	38.794	220.8	35.423	1:47.836
4	33.912	199.2	38.475	<b>221.3</b>	35.428	1:47.815
5	33.807	199.2	38.335	220.8	35.544	1:47.686
6	<b>33.556</b>	<b>199.6</b>	<b>38.266</b>	220.4	<b>35.206</b>	<b>1:47.028</b>
7	33.852	197.0	38.661	220.8	35.768	1:48.281
8	33.935	197.8	38.385	219.9	35.540	1:47.860
9	34.108	<b>199.6</b>	38.768	219.9	35.440	1:48.316
10	34.022	<b>199.6</b>	38.717	219.5	35.756	1:48.495
11	34.278	197.4	38.728	220.4	35.635	1:48.641

Laps	Sector 1	Spd 1	Sector 2	Spd 2	Sector 3	Lap Time
<b>No.54 Zoutman, Fokko</b>						
1	40.337	182.4	43.478	<b>207.6</b>	41.396	2:05.211
2	38.617	181.2	42.489	206.5	40.925	2:02.031
3	37.956	180.9	42.528	204.5	40.957	2:01.441
4	38.036	181.2	42.556	205.3	<b>40.310</b>	<b>2:00.902</b>
5	<b>37.720</b>	<b>182.7</b>	<b>42.110</b>	204.5	41.079	2:00.909
6	38.445	<b>182.7</b>	42.265	204.9	40.943	2:01.653
7	38.066	182.4	44.019	204.5	42.127	2:04.212

#### No.56 Bleek, Danny

1	39.065	182.1	40.864	<b>225.0</b>	37.646	1:57.575
2	34.815	195.6	39.814	216.8	36.157	1:50.786
3	34.710	199.6	39.446	220.8	36.585	1:50.741
4	34.632	195.6	39.588	215.1	36.594	1:50.814
5	34.442	194.5	39.242	214.2	35.929	1:49.613
6	34.307	195.6	39.136	215.1	35.626	1:49.069
7	34.178	195.6	<b>38.977</b>	216.8	35.729	<b>1:48.884</b>
8	<b>34.109</b>	197.8	39.146	221.7	36.857	1:50.112
9	34.232	197.4	39.012	222.2	36.311	1:49.555
10	34.426	<b>200.0</b>	39.502	215.1	36.051	1:49.979
11	34.201	196.0	39.171	216.0	<b>35.603</b>	1:48.975

#### No.59 Nilsson, Robin

1	39.751	180.6	42.845	205.3	40.065	2:02.661
2	35.632	<b>196.0</b>	40.791	214.2	38.385	1:54.808
3	35.923	189.1	<b>40.232</b>	215.1	38.452	1:54.607
4	35.985	191.1	41.624	208.0	38.899	1:56.508
5	35.551	195.2	40.539	211.3	38.592	1:54.682
6	35.678	188.8	40.516	213.0	38.384	1:54.578
7	35.219	191.8	40.950	206.8	<b>37.697</b>	1:53.866
8	<b>35.134</b>	193.8	40.501	213.8	38.257	1:53.892
9	35.445	193.8	40.717	213.8	37.942	1:54.104
10	35.343	194.9	40.481	<b>216.4</b>	38.258	1:54.082
11	35.420	191.1	40.304	213.4	38.025	<b>1:53.749</b>

#### No.63 Craven, Charles

1	37.488	<b>202.2</b>	40.787	220.8	36.885	1:55.160
2	<b>34.175</b>	200.3	<b>39.004</b>	<b>223.1</b>	<b>36.210</b>	<b>1:49.389</b>
3	34.352	200.7	39.177	219.5	36.839	1:50.368

#### No.66 Lundgren, Patrik

1	39.440	172.7	43.063	215.1	38.894	2:01.397
2	36.358	191.1	41.900	<b>219.0</b>	37.593	1:55.851
3	<b>35.537</b>	187.1	40.850	218.1	37.668	1:54.055
4	35.798	190.4	41.586	218.1	38.216	1:55.600
5	35.643	189.4	40.793	217.3	38.038	1:54.474







# Superkart

## Race 1 (GBR1)

### Lap Time Analysis

For information purposes. No official / regulatory value

Laps	Sector 1	Spd 1	Sector 2	Spd 2	Sector 3	Lap Time
6	36.089	190.1	40.669	216.0	<b>37.574</b>	1:54.332
7	35.868	189.1	40.446	216.4	37.703	<b>1:54.017</b>
8	36.004	185.8	40.951	217.3	38.300	1:55.255
9	36.126	188.8	40.742	216.0	37.890	1:54.758
10	35.982	192.8	40.609	217.7	38.155	1:54.746
11	36.012	<b>194.9</b>	<b>40.436</b>	216.8	37.798	1:54.246

#### No.67 Morley, Liam

1	37.970	197.8	40.600	225.9	37.377	1:55.947
2	34.163	200.3	38.677	<b>226.8</b>	36.549	1:49.389
3	33.627	<b>202.2</b>	38.915	219.9	36.125	1:48.667
4	33.796	200.0	38.433	221.3	36.256	1:48.485
5	33.611	201.8	38.662	220.8	35.830	1:48.103
6	33.528	200.3	38.565	219.0	36.381	1:48.474
7	33.724	201.4	<b>38.365</b>	220.8	<b>35.813</b>	<b>1:47.902</b>
8	<b>33.446</b>	199.6	38.488	219.0	36.148	1:48.082
9	33.992	198.8	38.843	219.0	36.258	1:49.093
10	34.104	199.2	38.742	218.6	35.931	1:48.777
11	33.912	200.3	38.915	218.1	36.075	1:48.902

#### No.71 Malm, Stefan

1	38.083	195.6	40.963	219.5	37.925	1:56.971
2	34.836	197.4	39.450	<b>223.1</b>	36.513	1:50.799
3	34.586	197.8	39.479	220.4	<b>35.701</b>	1:49.766
4	34.332	200.0	39.187	222.2	36.492	1:50.011
5	34.531	198.8	38.964	221.3	36.286	1:49.781
6	34.583	198.1	39.188	221.3	36.216	1:49.987
7	34.434	198.8	39.371	219.0	36.095	1:49.900
8	34.323	<b>202.2</b>	39.363	221.3	36.252	1:49.938
9	34.801	200.7	39.204	220.8	36.675	1:50.680
10	35.354	201.4	39.174	221.3	36.543	1:51.071
11	<b>33.742</b>	201.1	<b>38.903</b>	220.8	35.804	<b>1:48.449</b>

#### No.72 Bernhard, Jörg

1	39.476	177.9	42.762	215.5	39.724	2:01.962
2	36.672	185.5	41.131	219.5	39.086	1:56.889
3	36.069	194.2	<b>40.595</b>	219.0	<b>38.471</b>	<b>1:55.135</b>
4	36.176	<b>194.5</b>	40.806	<b>219.9</b>	39.414	1:56.396
5	36.635	194.2	40.849	216.8	38.712	1:56.196
6	36.642	192.8	41.278	213.8	39.649	1:57.569
7	36.525	191.4	41.910	217.3	38.776	1:57.211
8	<b>35.776</b>	193.2	40.948	214.2	39.520	1:56.244
9	36.822	193.8	40.704	211.3	38.949	1:56.475
10	36.220	193.5	40.898	212.5	39.542	1:56.660
11	36.224	191.4	41.197	212.5	38.919	1:56.340

Laps	Sector 1	Spd 1	Sector 2	Spd 2	Sector 3	Lap Time
<b>No.74 Robert, Gregory</b>						
1	38.674	<b>195.2</b>	41.522	219.9	38.751	1:58.947
2	35.287	194.2	40.004	<b>222.2</b>	37.525	1:52.816
3	35.165	192.8	39.626	219.9	37.039	1:51.830
4	34.836	193.5	39.998	219.5	37.420	1:52.254
5	35.432	192.1	40.362	219.0	37.216	1:53.010
6	35.001	194.5	40.086	218.6	36.957	1:52.044
7	35.248	194.9	40.025	216.8	36.630	1:51.903
8	<b>34.806</b>	193.8	39.616	218.6	36.892	1:51.314
9	34.995	192.5	40.642	216.8	36.958	1:52.595
10	35.566	189.4	40.773	213.8	36.883	1:53.222
11	34.924	193.5	<b>39.401</b>	215.1	<b>36.474</b>	<b>1:50.799</b>

#### No.78 de Ruit, Romano

1	37.475	<b>200.0</b>	40.361	211.7	36.808	1:54.644
2	34.457	195.2	<b>38.797</b>	216.8	35.722	1:48.976
3	34.521	196.0	38.916	<b>217.3</b>	35.842	1:49.279
4	34.470	194.9	38.923	214.7	35.746	1:49.139
5	34.668	195.2	38.877	214.2	36.495	1:50.040
6	34.117	195.2	38.879	214.7	<b>35.515</b>	<b>1:48.511</b>
7	<b>34.109</b>	197.4	38.951	215.5	35.779	1:48.839
8	34.348	194.5	38.846	215.1	35.929	1:49.123
9	34.276	194.9	39.055	214.7	35.684	1:49.015
10	34.203	195.2	39.280	214.2	35.986	1:49.469
11	34.514	195.6	38.835	213.0	35.607	1:48.956

#### No.87 Vejen, Henrik

1	38.616	201.8	40.950	224.5	37.777	1:57.343
2	35.049	203.3	40.301	213.0	36.620	1:51.970
3	34.400	<b>204.1</b>	39.354	216.4	36.792	1:50.546
4	34.398	203.0	39.480	218.6	36.620	1:50.498
5	34.980	203.7	38.901	223.6	36.146	1:50.027
6	34.064	201.4	39.007	224.0	36.322	1:49.393
7	34.305	200.0	<b>38.730</b>	226.4	<b>36.069</b>	<b>1:49.104</b>
8	<b>33.950</b>	202.2	38.896	<b>227.3</b>	37.202	1:50.048
9	34.255	203.3	38.964	226.4	36.542	1:49.761
10	34.452	201.8	38.880	225.0	37.236	1:50.568
11	34.091	201.8	39.133	220.4	39.575	1:52.799

#### No.88 Busby, Kevin

1	39.009	191.1	41.207	<b>228.8</b>	37.862	1:58.078
2	36.339	194.9	40.048	224.0	36.837	1:53.224
3	35.039	<b>198.1</b>	40.306	220.4	36.774	1:52.119
4	35.254	194.9	40.180	213.4	37.545	1:52.979
5	35.257	192.8	40.402	210.9	37.264	1:52.923
6	34.816	192.5	40.348	211.7	36.875	1:52.039



# Superkart

## Race 1 (GBR1)

### Lap Time Analysis

For information purposes. No official / regulatory value

Laps	Sector 1	Spd 1	Sector 2	Spd 2	Sector 3	Lap Time
7	34.880	193.5	39.845	211.7	37.000	1:51.725
8	34.601	193.8	<b>39.611</b>	213.0	37.041	1:51.253
9	<b>34.526</b>	193.2	40.154	213.0	37.531	1:52.211
10	36.046	190.1	39.765	214.2	36.745	1:52.556
11	34.735	196.0	39.744	214.2	<b>36.579</b>	<b>1:51.058</b>

Laps	Sector 1	Spd 1	Sector 2	Spd 2	Sector 3	Lap Time
10	35.125	192.8	40.003	212.1	39.274	1:54.402
11	35.559	193.8	40.815	209.3	38.854	1:55.228

#### No.89 Kinsey, Carl

1	38.976	188.1	41.629	208.0	38.499	1:59.104
2	35.242	198.1	40.298	213.8	37.777	1:53.317
3	34.702	196.0	<b>39.756</b>	<b>215.5</b>	<b>36.950</b>	<b>1:51.408</b>
4	<b>34.498</b>	<b>198.5</b>	50.622	210.9	48.598	2:13.718
5	36.084	195.2	40.047	<b>215.5</b>	37.840	1:53.971

#### No.93 Bjerger, Ingvar

1	39.170	196.0	41.525	<b>221.7</b>	39.819	2:00.514
2	35.222	<b>198.5</b>	40.033	217.7	38.497	1:53.752
3	34.658	194.2	39.205	219.5	37.615	1:51.478
4	34.630	197.4	40.328	219.5	37.382	1:52.340
5	<b>34.449</b>	198.1	39.521	217.7	37.964	1:51.934
6	34.493	196.7	40.112	219.9	37.521	1:52.126
7	34.454	197.4	40.035	217.7	37.371	1:51.860
8	34.533	197.4	39.170	218.6	37.167	<b>1:50.870</b>
9	34.622	196.7	39.555	221.3	<b>37.136</b>	1:51.313
10	34.915	193.8	39.707	218.6	37.502	1:52.124
11	34.667	193.8	<b>39.135</b>	217.7	37.312	1:51.114

#### No.97 Verhaar, Mark

1	40.023	187.5	43.056	217.3	38.776	2:01.855
2	36.678	187.1	41.073	<b>220.8</b>	38.440	1:56.191
3	44.873	186.5	41.002	213.4	38.401	2:04.276
4	36.593	190.1	40.621	211.7	37.833	1:55.047
5	36.186	189.4	<b>40.135</b>	211.3	37.455	1:53.776
6	36.990	189.4	40.483	213.0	37.783	1:55.256
7	35.933	<b>192.5</b>	40.666	213.0	37.507	1:54.106
8	<b>35.868</b>	190.8	40.330	213.4	<b>37.243</b>	<b>1:53.441</b>
9	36.032	190.1	40.148	216.8	38.208	1:54.388

#### No.98 Bramhall, Mark

1	38.482	188.4	41.093	215.1	41.465	2:01.040
2	35.901	192.5	40.104	215.1	37.582	1:53.587
3	35.798	191.8	39.948	<b>216.0</b>	37.368	1:53.114
4	35.354	193.8	40.567	213.8	39.191	1:55.112
5	35.451	193.2	39.664	210.9	38.124	1:53.239
6	<b>34.783</b>	193.8	40.449	203.7	<b>36.865</b>	1:52.097
7	35.364	189.1	39.809	210.5	37.813	1:52.986
8	35.086	<b>194.2</b>	<b>39.524</b>	211.3	37.245	<b>1:51.855</b>
9	35.357	190.8	40.470	211.7	37.056	1:52.883



**Superkart**

**Race 1 (GBR1)**  
Starting Grid

**Document 5**

Subject to scrutineering & sporting investigations

72	<b>Bernhard, Jörg</b> PVP / PVP	1:59.437	<b>18</b>	54	<b>Zoutman, Fokko</b> MS Kart / TM	2:03.437
36	<b>Van Dijk, René</b> MS Kart / VM	1:56.999	<b>17</b>	47	<b>Marggraf, Thomas</b> PVP / PVP	1:58.316
30	<b>Gorissen, Marcel</b> Anderson / Rotax	1:55.245	<b>16</b>	20	<b>Gjertsen, Erik Martin</b> PVP / PVP	1:55.598
59	<b>Nilsson, Robin</b> Scherman / PVP	1:54.081	<b>15</b>	97	<b>Verhaar, Mark</b> MS Kart / VM	1:54.875
32	<b>Westerdijk, Laurens</b> MS Kart / VM	1:52.915	<b>14</b>	66	<b>Lundgren, Patrik</b> PVP / PVP	1:53.883
89	<b>Kinsey, Carl</b> Anderson / FPE	1:52.470	<b>13</b>	12	<b>Kennings, Paul</b> Anderson / FPE	1:52.910
74	<b>Robert, Gregory</b> Anderson / FPE	1:51.759	<b>12</b>	98	<b>Bramhall, Mark</b> Anderson / FPE	1:51.923
93	<b>Bjerge, Ingvar</b> Anderson / FPE	1:51.252	<b>11</b>	88	<b>Busby, Kevin</b> Anderson / FPE	1:51.494
15	<b>Reinke, Jürgen</b> Anderson / DEA	1:50.899	<b>10</b>	11	<b>Lehtinen, Vesa</b> Anderson / DEA	1:51.247
10	<b>Crowe, Malcolm</b> Anderson / DEA	1:50.227	<b>9</b>	56	<b>Bleek, Danny</b> MS Kart / VM	1:50.669
87	<b>Vejen, Henrik</b> PVP / PVP	1:49.780	<b>8</b>	16	<b>Harvey, David</b> Anderson / FPE	1:49.938
67	<b>Morley, Liam</b> Anderson / DEA	1:49.534	<b>7</b>	5	<b>Lilja, Henrik</b> PVP / PVP	1:49.609
63	<b>Craven, Charles</b> Anderson / DEA	1:49.527	<b>6</b>	71	<b>Malm, Stefan</b> Scherman / PVP	1:49.532
3	<b>Hentschel, Daniel</b> Anderson / DEA	1:48.580	<b>5</b>	7	<b>Hulme, Carl</b> Anderson / FPE	1:49.020
4	<b>Maasmann, Marcel</b> Anderson / FPE	1:48.265	<b>4</b>	78	<b>de Ruit, Romano</b> Anderson / FPE	1:48.468
44	<b>Payart, Damien</b> Anderson / FPE	1:48.033	<b>3</b>	2	<b>Bennett, Gavin</b> Anderson / DEA	1:48.073
57	<b>Needham, Christopher</b> Anderson / FPE	1:47.464	<b>2</b>	9	<b>Kout, Adam</b> MS Kart / DEA	1:47.687
1	<b>Vinuales, Emmanuel</b> Anderson / DEA	1:46.503	<b>1</b>	53	<b>Harpham, Lee</b> Anderson / FPE	1:46.792

POLE POSITION



Start : 14/07/2012 - 16:40 11 Laps = 52.558 Km

Snetterton (GBR) - 13/07/2012 - 15/07/2012

CIK-FIA




Snetterton | 13 - 15.07.2012  
CIK-FIA European Superkart Championship (Rd2)

SUPERKART



# Qualifying **Practice**





# Superkart

## Qualifying Practice (QP) Results

### Document 4.1 OFFICIAL

Subject to scrutineering & sporting investigations

Rnk	No.	Entrant	Nat	Driver	Nat	Equipment	QP1	QP2	Time	Gap	Laps
1	1	Vinuales, Emmanuel	FRA	Vinuales, Emmanuel	FRA	Anderson / DEA	1:48.635	<b>1:46.503</b>	<b>1:46.503</b>		12
2	53	Harpham, Lee	GBR	Harpham, Lee	GBR	Anderson / FPE	1:47.237	<b>1:46.792</b>	<b>1:46.792</b>	0.289	14
3	57	Needham, Christopher	GBR	Needham, Christopher	GBR	Anderson / FPE	1:48.211	<b>1:47.464</b>	<b>1:47.464</b>	0.961	17
4	9	MS Kart Racing Team	CZE	Kout, Adam	CZE	MS Kart / DEA	1:48.486	<b>1:47.687</b>	<b>1:47.687</b>	1.184	16
5	44	Payart, Damien	FRA	Payart, Damien	FRA	Anderson / FPE	1:49.577	<b>1:48.033</b>	<b>1:48.033</b>	1.530	23
6	2	Bennett, Gavin	GBR	Bennett, Gavin	GBR	Anderson / DEA	1:48.548	<b>1:48.073</b>	<b>1:48.073</b>	1.570	14
7	4	Maasmann, Marcel	NLD	Maasmann, Marcel	NLD	Anderson / FPE	<b>1:48.265</b>	1:48.546	<b>1:48.265</b>	1.762	11
8	78	de Ruit, Romano	NLD	de Ruit, Romano	NLD	Anderson / FPE	1:49.696	<b>1:48.468</b>	<b>1:48.468</b>	1.965	20
9	3	Hentschel, Daniel	DEU	Hentschel, Daniel	DEU	Anderson / DEA	1:55.978	<b>1:48.580</b>	<b>1:48.580</b>	2.077	14
10	7	Hulme, Carl	GBR	Hulme, Carl	GBR	Anderson / FPE	1:49.449	<b>1:49.020</b>	<b>1:49.020</b>	2.517	18
11	63	Craven, Charles	GBR	Craven, Charles	GBR	Anderson / DEA	1:51.739	<b>1:49.527</b>	<b>1:49.527</b>	3.024	15
12	71	Nilsson, Robin	SWE	Malm, Stefan	SWE	Scherman / PVP	1:50.722	<b>1:49.532</b>	<b>1:49.532</b>	3.029	16
13	67	Morley, Liam	GBR	Morley, Liam	GBR	Anderson / DEA	<b>1:49.534</b>	1:49.946	<b>1:49.534</b>	3.031	17
14	5	Lilja, Henrik	DNK	Lilja, Henrik	DNK	PVP / PVP	<b>1:49.609</b>	1:54.707	<b>1:49.609</b>	3.106	11
15	87	Vejen, Henrik	DNK	Vejen, Henrik	DNK	PVP / PVP	1:50.554	<b>1:49.780</b>	<b>1:49.780</b>	3.277	11
16	16	Harvey, David	GBR	Harvey, David	GBR	Anderson / FPE	<b>1:49.938</b>	1:50.160	<b>1:49.938</b>	3.435	18
17	10	Crowe, Malcolm	GBR	Crowe, Malcolm	GBR	Anderson / DEA	1:51.567	<b>1:50.227</b>	<b>1:50.227</b>	3.724	16
18	56	Bleek, Danny	NLD	Bleek, Danny	NLD	MS Kart / VM	1:51.448	<b>1:50.669</b>	<b>1:50.669</b>	4.166	13
19	15	Reinke, Jürgen	DEU	Reinke, Jürgen	DEU	Anderson / DEA	2:12.706	<b>1:50.899</b>	<b>1:50.899</b>	4.396	12
20	11	Lehtinen, Vesa	FIN	Lehtinen, Vesa	FIN	Anderson / DEA	<b>1:51.247</b>	5:38.795	<b>1:51.247</b>	4.744	15
21	93	Bjerger, Ingvar	SWE	Bjerger, Ingvar	SWE	Anderson / FPE	<b>1:51.252</b>	1:51.804	<b>1:51.252</b>	4.749	15
22	88	Busby, Kevin	GBR	Busby, Kevin	GBR	Anderson / FPE	1:52.455	<b>1:51.494</b>	<b>1:51.494</b>	4.991	12
23	74	Robert, Gregory	GBR	Robert, Gregory	GBR	Anderson / FPE	<b>1:51.759</b>	1:52.275	<b>1:51.759</b>	5.256	18
24	98	Bramhall, Mark	GBR	Bramhall, Mark	GBR	Anderson / FPE	<b>1:51.923</b>	1:54.089	<b>1:51.923</b>	5.420	13
25	89	Kinsey, Carl	GBR	Kinsey, Carl	GBR	Anderson / FPE	1:55.880	<b>1:52.470</b>	<b>1:52.470</b>	5.967	22
26	12	Kennings, Paul	GBR	Kennings, Paul	GBR	Anderson / FPE	1:53.554	<b>1:52.910</b>	<b>1:52.910</b>	6.407	23
27	32	Westerdijk, Laurens	NLD	Westerdijk, Laurens	NLD	MS Kart / VM	1:54.605	<b>1:52.915</b>	<b>1:52.915</b>	6.412	15
28	66	Lundgren, Patrik	SWE	Lundgren, Patrik	SWE	PVP / PVP	<b>1:53.883</b>	1:54.372	<b>1:53.883</b>	7.380	20
29	59	Nilsson, Robin	SWE	Nilsson, Robin	SWE	Scherman / PVP	<b>1:54.081</b>	1:54.717	<b>1:54.081</b>	7.578	18
30	97	Verhaar, Mark	NLD	Verhaar, Mark	NLD	MS Kart / VM	No Time	<b>1:54.875</b>	<b>1:54.875</b>	8.372	6
31	30	Gorissen, Marcel	NLD	Gorissen, Marcel	NLD	Anderson / Rotax	<b>1:55.245</b>	1:55.361	<b>1:55.245</b>	8.742	8
32	20	Gjertsen, Erik Martin	NOR	Gjertsen, Erik Martin	NOR	PVP / PVP	1:56.471	<b>1:55.598</b>	<b>1:55.598</b>	9.095	15
33	36	Van Dijk, René	NLD	Van Dijk, René	NLD	MS Kart / VM	<b>1:56.999</b>	1:58.014	<b>1:56.999</b>	10.496	20
34	47	Marggraf, Thomas	DEU	Marggraf, Thomas	DEU	PVP / PVP	2:04.465	<b>1:58.316</b>	<b>1:58.316</b>	11.813	5
35	72	Bernhard, Jörg	DEU	Bernhard, Jörg	DEU	PVP / PVP	<b>1:59.437</b>	No Time	<b>1:59.437</b>	12.934	8

#### For information - Limit of Qualification : 2:02.957

36	54	Zoutman, Fokko	NLD	Zoutman, Fokko	NLD	MS Kart / TM	2:11.466	<b>2:03.437</b>	<b>2:03.437</b>	16.934	14
----	----	----------------	-----	----------------	-----	--------------	----------	-----------------	-----------------	--------	----

Gap Between Series : 100.00%

Snetterton (GBR) - 13/07/2012 - 15/07/2012

CIK-FIA





# Superkart

## Qualifying Practice #2 (QP2) Results

### Document 3

Subject to scrutineering & sporting investigations

Rnk	No.	Entrant	Nat	Driver	Nat	Equipment	Sector 1	Sector 2	Sector 3	Time	Gap	Laps
1	1	Vinuales, Emmanuel		Vinuales, Emmanuel		Anderson / DEA	33.614	37.859	35.030	<b>1:46.503</b>		4
2	53	Harpham, Lee		Harpham, Lee		Anderson / FPE	33.538	38.081	35.173	<b>1:46.792</b>	0.289	6
3	57	Needham, Christopher		Needham, Christopher		Anderson / FPE	33.567	38.320	35.577	<b>1:47.464</b>	0.961	9
4	9	MS Kart Racing Team		Kout, Adam		MS Kart / DEA	33.841	38.766	35.080	<b>1:47.687</b>	1.184	9
5	44	Payart, Damien		Payart, Damien		Anderson / FPE	33.759	38.349	35.925	<b>1:48.033</b>	1.530	12
6	2	Bennett, Gavin		Bennett, Gavin		Anderson / DEA	33.708	38.553	35.812	<b>1:48.073</b>	1.570	8
7	78	de Ruit, Romano		de Ruit, Romano		Anderson / FPE	34.173	38.719	35.576	<b>1:48.468</b>	1.965	11
8	4	Maasmann, Marcel		Maasmann, Marcel		Anderson / FPE	33.641	38.845	36.060	<b>1:48.546</b>	2.043	2
9	3	Hentschel, Daniel		Hentschel, Daniel		Anderson / DEA	34.153	38.318	36.109	<b>1:48.580</b>	2.077	11
10	7	Hulme, Carl		Hulme, Carl		Anderson / FPE	34.699	38.823	35.498	<b>1:49.020</b>	2.517	9
11	63	Craven, Charles		Craven, Charles		Anderson / DEA	34.611	38.755	36.161	<b>1:49.527</b>	3.024	8
12	71	Nilsson, Robin		Malm, Stefan		Scherman / PVP	34.627	38.963	35.942	<b>1:49.532</b>	3.029	11
13	87	Vejen, Henrik		Vejen, Henrik		PVP / PVP	34.130	39.199	36.451	<b>1:49.780</b>	3.277	6
14	67	Morley, Liam		Morley, Liam		Anderson / DEA	34.523	38.990	36.433	<b>1:49.946</b>	3.443	8
15	16	Harvey, David		Harvey, David		Anderson / FPE	34.598	39.435	36.127	<b>1:50.160</b>	3.657	7
16	10	Crowe, Malcolm		Crowe, Malcolm		Anderson / DEA	34.406	39.703	36.118	<b>1:50.227</b>	3.724	9
17	56	Bleek, Danny		Bleek, Danny		MS Kart / VM	34.760	39.553	36.356	<b>1:50.669</b>	4.166	8
18	15	Reinke, Jürgen		Reinke, Jürgen		Anderson / DEA	34.978	39.149	36.772	<b>1:50.899</b>	4.396	11
19	88	Busby, Kevin		Busby, Kevin		Anderson / FPE	35.098	39.613	36.783	<b>1:51.494</b>	4.991	6
20	93	Bjerge, Ingvar		Bjerge, Ingvar		Anderson / FPE	34.851	39.622	37.331	<b>1:51.804</b>	5.301	5
21	74	Robert, Gregory		Robert, Gregory		Anderson / FPE	35.242	40.095	36.938	<b>1:52.275</b>	5.772	10
22	89	Kinsey, Carl		Kinsey, Carl		Anderson / FPE	34.914	40.182	37.374	<b>1:52.470</b>	5.967	13
23	12	Kennings, Paul		Kennings, Paul		Anderson / FPE	35.082	40.365	37.463	<b>1:52.910</b>	6.407	12
24	32	Westerdijk, Laurens		Westerdijk, Laurens		MS Kart / VM	35.583	40.193	37.139	<b>1:52.915</b>	6.412	9
25	98	Bramhall, Mark		Bramhall, Mark		Anderson / FPE	35.314	40.458	38.317	<b>1:54.089</b>	7.586	6
26	66	Lundgren, Patrik		Lundgren, Patrik		PVP / PVP	35.597	40.476	38.299	<b>1:54.372</b>	7.869	9
27	5	Lilja, Henrik		Lilja, Henrik		PVP / PVP	34.839	40.591	39.277	<b>1:54.707</b>	8.204	2
28	59	Nilsson, Robin		Nilsson, Robin		Scherman / PVP	35.638	40.469	38.610	<b>1:54.717</b>	8.214	10
29	97	Verhaar, Mark		Verhaar, Mark		MS Kart / VM	36.476	40.765	37.634	<b>1:54.875</b>	8.372	6
30	30	Gorissen, Marcel		Gorissen, Marcel		Anderson / Rotax	36.025	41.050	38.286	<b>1:55.361</b>	8.858	2
31	20	Gjertsen, Erik Martin		Gjertsen, Erik Martin		PVP / PVP	36.487	40.940	38.171	<b>1:55.598</b>	9.095	6
32	36	Van Dijk, René		Van Dijk, René		MS Kart / VM	36.950	42.033	39.031	<b>1:58.014</b>	11.511	11
33	47	Marggraf, Thomas		Marggraf, Thomas		PVP / PVP	36.578	41.784	39.954	<b>1:58.316</b>	11.813	3

#### For information - Limit of Qualification : 2:02.957

34	54	Zoutman, Fokko		Zoutman, Fokko		MS Kart / TM	38.642	43.093	41.702	<b>2:03.437</b>	16.934	12
35	11	Lehtinen, Vesa		Lehtinen, Vesa		Anderson / DEA				<b>5:38.795</b>	3:52.292	3

#### Not Classified

	72	Bernhard, Jörg		Bernhard, Jörg		PVP / PVP				<b>No Time</b>		
--	----	----------------	--	----------------	--	-----------	--	--	--	----------------	--	--

Start Time : 14/07/2012 - 13:15:25

Best Lap : No.1 Vinuales, Emmanuel

1:46.503 161.50 Kph

Weather : Cloudy Air : 15°C Track : Dry

Last Event Record : No.53 Harpham, Lee

1:47.237 160.39 Kph

Snetterton (GBR) - 13/07/2012 - 15/07/2012





# Superkart

## Qualifying Practice #2 (QP2)

### Best Sectors Analysis

For information purposes. No official / regulatory value

S1			S2			S3		
Rnk	No.	Time	Rnk	No.	Time	Rnk	No.	Time
1	53	33.538	1	1	37.859	1	1	35.030
2	57	33.567	2	53	38.081	2	9	35.080
3	1	33.614	3	3	38.318	3	53	35.173
4	4	33.641	4	57	38.320	4	7	35.498
5	2	33.708	5	44	38.349	5	78	35.576
6	44	33.729	6	2	38.553	6	57	35.577
7	9	33.841	7	78	38.719	7	2	35.674
8	87	34.130	8	63	38.755	8	3	35.798
9	3	34.153	9	9	38.766	9	44	35.810
10	7	34.160	10	7	38.823	10	71	35.825
11	71	34.169	11	4	38.845	11	16	36.046
12	78	34.173	12	71	38.963	12	4	36.060
13	10	34.406	13	67	38.990	13	10	36.118
14	15	34.491	14	15	39.149	14	63	36.161
15	63	34.503	15	87	39.165	15	67	36.192
16	67	34.523	16	10	39.331	16	87	36.292
17	16	34.598	17	16	39.435	17	56	36.356
18	93	34.677	18	56	39.553	18	15	36.650
19	56	34.760	19	88	39.613	19	88	36.700
20	74	34.771	20	93	39.622	20	32	36.934
21	5	34.839	21	89	39.714	21	74	36.938
22	88	34.848	22	74	39.867	22	93	37.331
23	89	34.914	23	12	39.957	23	89	37.374
24	12	35.082	24	32	40.193	24	12	37.387
25	98	35.266	25	66	40.208	25	97	37.634
26	59	35.461	26	98	40.458	26	98	37.635
27	66	35.481	27	59	40.469	27	66	37.897
28	32	35.583	28	5	40.591	28	5	38.035
29	30	36.025	29	97	40.765	29	20	38.171
30	97	36.476	30	20	40.940	30	30	38.286
31	20	36.487	31	30	41.050	31	59	38.323
32	47	36.578	32	36	41.562	32	36	39.031
33	36	36.842	33	47	41.784	33	47	39.954
34	54	38.344	34	54	43.093	34	54	40.920

Ideal Lap Times						
Rnk	No.	Driver	Nat	Ideal Lap	Best Lap	Diff.
1	1	Vinuales, Emmanuel		1:46.503	1:46.503	
2	53	Harpham, Lee		1:46.792	1:46.792	
3	57	Needham, Christopher		1:47.464	1:47.464	
4	9	Kout, Adam		1:47.687	1:47.687	
5	44	Payart, Damien		1:47.888	1:48.033	0.145
6	2	Bennett, Gavin		1:47.935	1:48.073	0.138
7	3	Hentschel, Daniel		1:48.269	1:48.580	0.311
8	78	de Ruit, Romano		1:48.468	1:48.468	
9	7	Hulme, Carl		1:48.481	1:49.020	0.539
10	4	Maasmann, Marcel		1:48.546	1:48.546	
11	71	Malm, Stefan		1:48.957	1:49.532	0.575
12	63	Craven, Charles		1:49.419	1:49.527	0.108
13	87	Vejen, Henrik		1:49.587	1:49.780	0.193
14	67	Morley, Liam		1:49.705	1:49.946	0.241
15	10	Crowe, Malcolm		1:49.855	1:50.227	0.372
16	16	Harvey, David		1:50.079	1:50.160	0.081
17	15	Reinke, Jürgen		1:50.290	1:50.899	0.609
18	56	Bleek, Danny		1:50.669	1:50.669	
19	88	Busby, Kevin		1:51.161	1:51.494	0.333
20	74	Robert, Gregory		1:51.576	1:52.275	0.699
21	93	Bjerge, Ingvar		1:51.630	1:51.804	0.174
22	89	Kinsey, Carl		1:52.002	1:52.470	0.468
23	12	Kennings, Paul		1:52.426	1:52.910	0.484
24	32	Westerdijk, Laurens		1:52.710	1:52.915	0.205
25	98	Bramhall, Mark		1:53.359	1:54.089	0.730
26	5	Lilja, Henrik		1:53.465	1:54.707	1.242
27	66	Lundgren, Patrik		1:53.586	1:54.372	0.786
28	59	Nilsson, Robin		1:54.253	1:54.717	0.464
29	97	Verhaar, Mark		1:54.875	1:54.875	
30	30	Gorissen, Marcel		1:55.361	1:55.361	
31	20	Gjertsen, Erik Martin		1:55.598	1:55.598	
32	36	Van Dijk, René		1:57.435	1:58.014	0.579
33	47	Marggraf, Thomas		1:58.316	1:58.316	
34	54	Zoutman, Fokko		2:02.357	2:03.437	1.080



# Superkart

## Qualifying Practice #2 (QP2)

### Lap Time Analysis

For information purposes. No official / regulatory value

Laps	Sector 1	Spd 1	Sector 2	Spd 2	Sector 3	Lap Time
<b>No.1 Vinuales, Emmanuel</b>						
1	1:17.665	165.3	44.582	220.8	39.312	2:13.197
2	34.915	<b>204.9</b>	38.527	224.0	35.477	1:48.919
3	35.634	177.3	40.891	223.1	37.634	1:54.159
4	<b>33.614</b>	201.4	<b>37.859</b>	<b>224.5</b>	<b>35.030</b>	<b>1:46.503</b>

Laps	Sector 1	Spd 1	Sector 2	Spd 2	Sector 3	Lap Time
<b>No.2 Bennett, Gavin</b>						
1	6:58.500	156.7	42.520	201.1	39.241	2:04.803
2	39.522	146.3	51.499	167.7	39.054	2:10.075
3	34.476	196.0	38.622	<b>223.1</b>	35.767	1:48.865
4	4OUT					5:47.640
5	4:40.715	191.4	40.712	216.8	36.877	2:01.178
6	33.804	198.1	39.031	219.0	<b>35.674</b>	1:48.509
7	<b>33.708</b>	<b>199.2</b>	<b>38.553</b>	219.5	35.812	<b>1:48.073</b>
8	34.442	197.8	39.036	219.9	35.843	1:49.321

Laps	Sector 1	Spd 1	Sector 2	Spd 2	Sector 3	Lap Time
<b>No.3 Hentschel, Daniel</b>						
1	1:09.052	159.2	43.914	203.0	39.823	2:05.195
2	35.583	197.8	39.880	219.0	38.090	1:53.553
3	35.125	198.1	39.657	219.5	37.308	1:52.090
4	34.850	198.1	39.454	217.7	37.321	1:51.625
5	35.029	197.8	39.476	218.1	36.722	1:51.227
6	6OUT					4:35.775
7	3:28.187	190.8	40.664	218.1	37.317	1:59.552
8	34.413	<b>200.3</b>	38.430	221.3	<b>35.798</b>	1:48.641
9	<b>34.153</b>	199.6	<b>38.318</b>	<b>221.7</b>	36.109	<b>1:48.580</b>
10	10OUT					4:49.973
11	3:31.510	191.4	39.669	217.7	36.725	1:55.019

Laps	Sector 1	Spd 1	Sector 2	Spd 2	Sector 3	Lap Time
<b>No.4 Maasmann, Marcel</b>						
1		156.7	46.202	207.2	37.081	2:20.907
2	<b>33.641</b>	<b>196.3</b>	<b>38.845</b>	<b>214.7</b>	<b>36.060</b>	<b>1:48.546</b>

Laps	Sector 1	Spd 1	Sector 2	Spd 2	Sector 3	Lap Time
<b>No.5 Lilja, Henrik</b>						
1	1:09.269	175.0	41.281	<b>214.2</b>	<b>38.035</b>	2:01.005
2	<b>34.839</b>	<b>195.6</b>	<b>40.591</b>	204.9	39.277	<b>1:54.707</b>

Laps	Sector 1	Spd 1	Sector 2	Spd 2	Sector 3	Lap Time
<b>No.7 Hulme, Carl</b>						
1		191.4	41.082	218.1	37.460	2:00.898
2	34.891	195.2	39.439	219.0	37.270	1:51.600
3	34.688	195.2	39.678	<b>221.3</b>	36.304	1:50.670
4	<b>34.160</b>	192.5	39.116	220.4	36.211	1:49.487
5	34.488	196.0	39.488	219.5	36.708	1:50.684
6	6OUT					5:29.367
7	6:11.961	181.5	41.403	210.5	37.399	2:01.396
8	34.699	195.6	<b>38.823</b>	217.3	<b>35.498</b>	<b>1:49.020</b>
9	34.398	<b>197.0</b>	38.852	217.7	36.447	1:49.697

Laps	Sector 1	Spd 1	Sector 2	Spd 2	Sector 3	Lap Time
<b>No.9 Kout, Adam</b>						
1	1:13.706	172.5	42.485	214.7	36.953	2:06.191
2	34.590	<b>196.3</b>	39.279	<b>216.4</b>	35.639	1:49.508
3	34.194	196.0	38.846	213.0	35.860	1:48.900
4	34.166	193.2	38.905	213.4	35.492	1:48.563
5	5OUT					6:26.008
6	5:21.856	160.9	48.393	166.4	39.907	2:15.279
7	34.145	194.2	39.063	212.5	35.228	1:48.436
8	<b>33.841</b>	195.2	<b>38.766</b>	214.2	<b>35.080</b>	<b>1:47.687</b>
9	34.116	194.5	42.847	160.2	41.119	1:58.082

Laps	Sector 1	Spd 1	Sector 2	Spd 2	Sector 3	Lap Time
<b>No.10 Crowe, Malcolm</b>						
1		183.3	40.982	223.1	38.959	2:05.484
2	34.818	189.1	41.292	221.3	37.643	1:53.753
3	34.667	<b>201.4</b>	41.319	216.0	37.767	1:53.753
4	35.162	198.8	39.999	220.4	37.496	1:52.657
5	34.615	199.6	39.822	218.6	37.354	1:51.791
6	34.948	198.5	<b>39.331</b>	<b>223.6</b>	37.269	1:51.548
7	7OUT					6:24.801
8	7:08.996	192.1	41.565	217.3	37.553	2:03.313
9	<b>34.406</b>	198.1	39.703	217.3	<b>36.118</b>	<b>1:50.227</b>

Laps	Sector 1	Spd 1	Sector 2	Spd 2	Sector 3	Lap Time
<b>No.11 Lehtinen, Vesa</b>						
1	1OUT					<b>5:38.795</b>
2	2OUT					8:27.983
3	3OUT					7:16.819

Laps	Sector 1	Spd 1	Sector 2	Spd 2	Sector 3	Lap Time
<b>No.12 Kennings, Paul</b>						
1		171.1	42.788	209.7	39.995	2:05.050
2	35.563	<b>191.4</b>	41.081	210.9	38.575	1:55.219
3	35.731	187.1	40.785	209.3	38.102	1:54.618
4	35.850	188.8	40.952	208.4	38.136	1:54.938
5	5OUT					4:50.967
6	5:33.327	174.7	42.096	207.6	38.573	2:03.029
7	35.289	190.1	40.517	211.3	<b>37.387</b>	1:53.193
8	<b>35.082</b>	190.1	40.365	211.3	37.463	<b>1:52.910</b>
9	36.473	181.2	40.854	210.5	37.728	1:55.055
10	35.393	190.1	40.128	210.1	37.500	1:53.021
11	35.359	<b>191.4</b>	<b>39.957</b>	210.1	37.849	1:53.165
12	35.669	188.8	40.186	<b>213.8</b>	38.039	1:53.894

Laps	Sector 1	Spd 1	Sector 2	Spd 2	Sector 3	Lap Time
<b>No.15 Reinke, Jürgen</b>						
1		185.8	42.676	207.6	39.617	2:07.939
2	35.493	193.2	40.238	<b>212.1</b>	37.660	1:53.391
3	34.995	193.2	39.740	211.3	37.689	1:52.424
4	35.594	189.1	39.430	<b>212.1</b>	37.266	1:52.290







# Superkart

## Qualifying Practice #2 (QP2)

### Lap Time Analysis

For information purposes. No official / regulatory value

Laps	Sector 1	Spd 1	Sector 2	Spd 2	Sector 3	Lap Time
5OUT						6:02.998
6	6:50.864	177.9	43.693	207.6	39.575	2:11.134
7	35.378	191.1	39.810	210.9	37.279	1:52.467
8	35.430	190.1	39.891	210.9	36.807	1:52.128
9	35.066	192.8	39.326	211.3	36.985	1:51.377
10	<b>34.491</b>	<b>194.9</b>	40.071	211.3	<b>36.650</b>	1:51.212
11	34.978	193.2	<b>39.149</b>	211.7	36.772	<b>1:50.899</b>

#### No.16 Harvey, David

1		180.6	42.823	212.1	39.518	2:07.698
2	35.389	191.1	40.155	214.2	36.341	1:51.885
3	34.929	191.1	40.203	215.1	<b>36.046</b>	1:51.178
4	36.511	167.7	45.153	214.7	37.195	1:58.859
5	34.629	193.5	39.858	<b>219.5</b>	36.662	1:51.149
6	34.925	194.9	39.585	216.4	36.127	1:50.637
7	<b>34.598</b>	<b>197.0</b>	<b>39.435</b>	216.8	36.127	<b>1:50.160</b>

#### No.20 Gjertsen, Erik Martin

1		141.1	44.189	<b>201.4</b>	39.065	2:11.456
2	<b>36.487</b>	<b>184.9</b>	<b>40.940</b>	200.3	<b>38.171</b>	<b>1:55.598</b>
3	37.330	183.0	41.417	198.8	39.006	1:57.753
4	37.404	180.9	42.130	196.0	38.567	1:58.101
5	37.140	182.7	41.575	200.7	39.069	1:57.784
6OUT						14:04.509

#### No.30 Gorissen, Marcel

1		161.4	44.698	203.7	42.443	2:13.138
2	<b>36.025</b>	<b>191.4</b>	<b>41.050</b>	<b>209.3</b>	<b>38.286</b>	<b>1:55.361</b>

#### No.32 Westerdijk, Laurens

1		164.6	42.687	<b>215.1</b>	38.161	2:04.250
2	35.760	<b>191.4</b>	40.760	213.0	37.379	1:53.899
3	<b>35.583</b>	190.4	<b>40.193</b>	212.1	37.139	<b>1:52.915</b>
4	36.777	186.5	40.809	213.8	37.732	1:55.318
5	35.684	189.1	40.494	211.3	37.754	1:53.932
6	35.683	189.8	40.677	210.5	37.011	1:53.371
7	36.654	189.1	40.216	212.5	<b>36.934</b>	1:53.804
8	35.837	187.5	41.019	209.7	37.595	1:54.451
9	36.181	189.1	40.926	210.9	37.648	1:54.755

#### No.36 Van Dijk, René

1OUT						3:11.394
2		180.0	42.861	199.6	40.296	2:03.297
3	36.873	183.6	42.586	<b>204.1</b>	39.543	1:59.002
4	37.066	181.5	41.904	198.8	39.586	1:58.556
5	37.134	183.6	42.065	200.0	39.182	1:58.381
6	36.950	<b>185.2</b>	42.033	199.2	<b>39.031</b>	<b>1:58.014</b>

Laps	Sector 1	Spd 1	Sector 2	Spd 2	Sector 3	Lap Time
7	<b>36.842</b>	184.6	42.289	199.2	39.610	1:58.741
8	38.435	184.6	<b>41.562</b>	<b>204.1</b>	39.557	1:59.554
9OUT						5:30.784
10	6:12.372	183.0	43.572	199.6	41.021	2:06.181
11	38.421	182.4	42.529	201.4	39.404	2:00.354

#### No.44 Payart, Damien

1		167.4	43.961	189.4	40.092	2:08.915
2	35.697	201.8	41.213	223.6	37.714	1:54.624
3	34.783	198.1	39.346	220.8	36.799	1:50.928
4	34.369	200.3	39.181	221.3	36.264	1:49.814
5	34.236	200.0	38.837	222.2	<b>35.810</b>	1:48.883
6	34.467	201.8	38.729	223.1	36.432	1:49.628
7	34.121	<b>202.6</b>	38.903	222.6	35.839	1:48.863
8OUT						5:06.451
9	5:54.131	189.1	40.794	221.3	37.151	2:05.625
10	<b>33.729</b>	202.2	38.731	223.1	36.089	1:48.549
11	34.005	198.8	38.556	222.2	36.488	1:49.049
12	33.759	202.2	<b>38.349</b>	<b>224.0</b>	35.925	<b>1:48.033</b>

#### No.47 Marggraf, Thomas

1		163.6	45.190	198.1	42.039	2:16.272
2	38.947	<b>190.8</b>	41.829	<b>214.7</b>	41.453	2:02.229
3	<b>36.578</b>	<b>190.8</b>	<b>41.784</b>	212.1	<b>39.954</b>	<b>1:58.316</b>

#### No.53 Harpham, Lee

1		165.8	43.766	190.8	42.472	2:12.412
2	35.690	197.8	47.255	162.8	45.677	2:08.622
3	33.602	198.1	38.871	219.5	36.048	1:48.521
4OUT						9:32.069
5	8:15.298	197.4	43.363	173.9	36.856	2:00.905
6	<b>33.538</b>	<b>198.8</b>	<b>38.081</b>	<b>220.4</b>	<b>35.173</b>	<b>1:46.792</b>

#### No.54 Zoutman, Fokko

1		143.9	45.608	186.8	43.361	2:16.601
2	39.224	175.8	44.022	198.8	41.275	2:04.521
3	38.642	176.4	<b>43.093</b>	200.7	41.702	<b>2:03.437</b>
4	38.696	176.4	44.199	201.4	40.981	2:03.876
5	38.457	177.0	43.691	199.2	41.297	2:03.445
6	38.827	178.2	43.665	199.6	41.384	2:03.876
7	39.380	178.2	43.807	200.7	42.209	2:05.396
8	39.658	177.6	43.344	200.7	42.546	2:05.548
9	<b>38.344</b>	178.2	43.571	201.1	41.533	2:03.448
10	38.975	177.9	43.640	200.0	41.209	2:03.824
11	38.873	171.7	45.048	202.6	<b>40.920</b>	2:04.841
12	38.768	<b>178.5</b>	43.572	<b>205.7</b>	41.599	2:03.939



# Superkart

## Qualifying Practice #2 (QP2)

### Lap Time Analysis

For information purposes. No official / regulatory value

Laps	Sector 1	Spd 1	Sector 2	Spd 2	Sector 3	Lap Time
<b>No.56 Bleek, Danny</b>						
1		158.1	47.090	187.1	41.501	2:15.585
2	36.655	189.1	40.777	<b>210.9</b>	37.419	1:54.851
3	35.169	191.1	39.897	209.3	40.219	1:55.285
4	35.284	191.1	39.987	209.3	37.382	1:52.653
5	34.818	191.8	40.122	208.8	36.536	1:51.476
6	35.239	<b>195.2</b>	40.426	210.5	36.457	1:52.122
7	<b>34.760</b>	191.4	<b>39.553</b>	<b>210.9</b>	<b>36.356</b>	<b>1:50.669</b>
8	35.038	191.1	39.720	210.1	36.543	1:51.301

Laps	Sector 1	Spd 1	Sector 2	Spd 2	Sector 3	Lap Time
<b>No.57 Needham, Christopher</b>						
1		194.2	40.948	218.1	37.567	1:59.646
2	34.136	200.3	38.855	221.3	35.978	1:48.969
3	34.004	200.7	38.811	218.6	35.850	1:48.665
4	OUT					4:31.302
5	5:14.412	183.0	45.636	142.4	38.898	2:07.644
6	35.344	194.9	39.302	219.9	36.221	1:50.867
7	<b>33.567</b>	<b>202.2</b>	<b>38.320</b>	<b>224.5</b>	<b>35.577</b>	<b>1:47.464</b>
8	37.102	180.9	43.027	201.1	38.368	1:58.497
9	33.722	201.8	38.439	220.8	35.709	1:47.870

Laps	Sector 1	Spd 1	Sector 2	Spd 2	Sector 3	Lap Time
<b>No.59 Nilsson, Robin</b>						
1	1:05.837	185.5	45.720	155.1	43.161	2:10.991
2	36.261	186.2	41.543	206.8	38.673	1:56.477
3	37.816	172.5	42.037	205.7	39.285	1:59.138
4	36.026	181.5	42.275	200.3	39.321	1:57.622
5	35.651	186.5	41.450	204.1	38.652	1:55.753
6	35.638	186.2	<b>40.469</b>	206.8	38.610	<b>1:54.717</b>
7	OUT					6:06.516
8	4:56.480	151.4	49.895	200.0	40.006	2:18.692
9	35.612	<b>187.8</b>	41.019	201.4	<b>38.323</b>	1:54.954
10	<b>35.461</b>	187.5	40.960	<b>208.0</b>	38.395	1:54.816

Laps	Sector 1	Spd 1	Sector 2	Spd 2	Sector 3	Lap Time
<b>No.63 Craven, Charles</b>						
1	1:10.652	179.1	42.525	217.3	38.319	2:04.780
2	35.076	198.1	39.621	217.7	36.953	1:51.650
3	34.659	199.6	39.141	<b>219.9</b>	36.729	1:50.529
4	34.831	197.4	39.129	219.0	36.436	1:50.396
5	OUT					8:45.173
6	7:29.173	186.5	41.200	217.7	37.705	2:00.241
7	<b>34.503</b>	<b>200.0</b>	38.949	217.7	36.345	1:49.797
8	34.611	198.5	<b>38.755</b>	218.1	<b>36.161</b>	<b>1:49.527</b>

Laps	Sector 1	Spd 1	Sector 2	Spd 2	Sector 3	Lap Time
<b>No.66 Lundgren, Patrik</b>						
1		169.0	42.569	210.1	39.548	2:05.938
2	37.936	184.3	40.689	215.1	<b>37.897</b>	1:56.522

Laps	Sector 1	Spd 1	Sector 2	Spd 2	Sector 3	Lap Time
3	35.693	183.3	40.826	216.0	39.402	1:55.921
4	35.597	191.4	40.476	<b>216.8</b>	38.299	<b>1:54.372</b>
5	35.530	190.1	54.491	214.7	39.188	2:09.209
6	36.101	190.4	41.017	216.0	37.999	1:55.117
7	<b>35.481</b>	<b>194.2</b>	40.364	216.4	38.726	1:54.571
8	36.060	<b>194.2</b>	40.831	216.0	38.031	1:54.922
9	36.229	191.8	<b>40.208</b>	216.4	38.831	1:55.268

Laps	Sector 1	Spd 1	Sector 2	Spd 2	Sector 3	Lap Time
<b>No.67 Morley, Liam</b>						
1		150.6	45.570	212.1	40.234	2:13.522
2	36.458	196.7	39.678	216.8	36.625	1:52.761
3	34.755	<b>197.4</b>	39.271	216.0	<b>36.192</b>	1:50.218
4	35.781	<b>197.4</b>	39.277	<b>217.3</b>	36.436	1:51.494
5	<b>34.523</b>	196.0	<b>38.990</b>	<b>217.3</b>	36.433	<b>1:49.946</b>
6	34.767	196.7	39.197	216.4	36.512	1:50.476
7	OUT					11:38.733
8	12:22.556	180.3	41.111	216.8	36.574	2:01.508

Laps	Sector 1	Spd 1	Sector 2	Spd 2	Sector 3	Lap Time
<b>No.71 Malm, Stefan</b>						
1		178.2	41.066	214.2	39.543	2:03.612
2	35.762	196.7	41.550	<b>219.9</b>	38.650	1:55.962
3	34.434	197.8	39.789	217.7	37.415	1:51.638
4	34.578	192.1	39.720	216.0	36.324	1:50.622
5	34.569	193.8	39.783	213.0	36.030	1:50.382
6	OUT					5:46.159
7	6:30.759	167.1	40.567	213.4	36.534	2:01.701
8	34.627	196.0	<b>38.963</b>	218.1	35.942	<b>1:49.532</b>
9	34.287	<b>198.1</b>	39.358	212.5	36.011	1:49.656
10	<b>34.169</b>	194.9	40.068	215.5	35.914	1:50.151
11	34.573	197.0	39.289	214.7	<b>35.825</b>	1:49.687

Laps	Sector 1	Spd 1	Sector 2	Spd 2	Sector 3	Lap Time
<b>No.74 Robert, Gregory</b>						
1	OUT					5:45.100
2		182.7	41.773	210.5	38.657	2:04.411
3	35.483	187.1	<b>39.867</b>	<b>214.2</b>	37.371	1:52.721
4	35.179	183.9	40.085	210.9	37.125	1:52.389
5	<b>34.771</b>	189.8	40.118	208.4	37.779	1:52.668
6	35.256	189.4	40.005	210.9	37.629	1:52.890
7	35.242	<b>190.4</b>	40.095	211.7	<b>36.938</b>	<b>1:52.275</b>
8	OUT					3:39.460
9	4:23.437	166.9	50.396	198.5	39.215	2:13.588
10	36.322	187.5	39.874	210.9	37.757	1:53.953

Laps	Sector 1	Spd 1	Sector 2	Spd 2	Sector 3	Lap Time
<b>No.78 de Ruit, Romano</b>						
1		171.9	44.167	205.3	39.140	2:09.154
2	35.161	190.8	40.380	208.8	36.116	1:51.657
3	34.805	194.9	39.453	211.7	36.140	1:50.398





# Superkart

## Qualifying Practice #2 (QP2)

### Lap Time Analysis

For information purposes. No official / regulatory value

Laps	Sector 1	Spd 1	Sector 2	Spd 2	Sector 3	Lap Time
4	34.789	193.2	39.369	213.8	36.435	1:50.593
5	34.537	<b>197.0</b>	39.793	215.1	36.418	1:50.748
6	34.983	<b>197.0</b>	39.292	211.3	36.403	1:50.678
7	34.914	192.5	39.661	208.8	35.789	1:50.364
8	34.465	193.5	39.252	<b>216.8</b>	38.003	1:51.720
9	35.330	190.1	39.392	210.5	35.884	1:50.606
10	34.407	194.5	38.920	211.7	35.733	1:49.060
11	<b>34.173</b>	194.2	<b>38.719</b>	212.5	<b>35.576</b>	<b>1:48.468</b>

#### No.87 Vejen, Henrik

1	1:13.825	168.2	44.776	184.3	39.962	2:10.725
2	38.045	194.9	39.541	218.6	37.136	1:54.722
3	34.477	195.2	<b>39.165</b>	<b>219.9</b>	36.984	1:50.626
4	35.495	197.4	39.292	219.0	36.805	1:51.592
5	34.689	197.8	39.279	219.5	<b>36.292</b>	1:50.260
6	<b>34.130</b>	<b>198.8</b>	39.199	214.2	36.451	<b>1:49.780</b>

#### No.88 Busby, Kevin

1		172.5	41.888	214.2	38.433	2:03.903
2	35.047	191.1	39.949	213.8	37.075	1:52.071
3	<b>34.848</b>	<b>196.0</b>	40.726	214.2	37.196	1:52.770
4	34.870	194.2	39.832	213.8	36.873	1:51.575
5	35.003	194.9	40.450	213.0	<b>36.700</b>	1:52.153
6	35.098	191.8	<b>39.613</b>	<b>217.3</b>	36.783	<b>1:51.494</b>

#### No.89 Kinsey, Carl

1		173.6	44.394	213.0	40.913	2:11.683
2	37.110	<b>195.6</b>	40.950	215.1	38.945	1:57.005
3	35.937	193.5	40.641	213.8	38.772	1:55.350
4	35.726	<b>195.6</b>	41.220	211.7	38.171	1:55.117
5	35.650	193.8	41.692	209.7	40.519	1:57.861
6	36.200	193.5	40.144	213.8	38.261	1:54.605
7	35.303	194.5	39.930	214.7	38.168	1:53.401
8	35.473	193.5	40.690	213.4	38.099	1:54.262
9	35.901	187.1	40.417	<b>219.9</b>	38.015	1:54.333
10	35.032	194.5	<b>39.714</b>	214.7	38.167	1:52.913
11	35.454	192.8	39.878	212.5	37.521	1:52.853
12	<b>34.914</b>	193.8	40.182	213.8	<b>37.374</b>	<b>1:52.470</b>
13	35.330	192.5	39.748	218.6	37.462	1:52.540

#### No.93 Bjerger, Ingvar

1	1:11.158	183.0	41.847	213.4	38.878	2:05.904
2	35.398	194.9	40.297	<b>215.5</b>	37.412	1:53.107
3	34.743	194.5	40.174	215.1	37.547	1:52.464
4	34.851	194.9	<b>39.622</b>	<b>215.5</b>	<b>37.331</b>	<b>1:51.804</b>
5	<b>34.677</b>	<b>195.2</b>	40.114	<b>215.5</b>	37.435	1:52.226

Laps	Sector 1	Spd 1	Sector 2	Spd 2	Sector 3	Lap Time
<b>No.97 Verhaar, Mark</b>						
1	OUT					4:03.758
2		174.7	43.634	192.5	40.726	2:08.709
3	37.379	188.4	41.234	212.5	40.091	1:58.704
4	41.182	184.9	41.018	210.9	38.137	2:00.337
5	36.657	<b>188.8</b>	41.543	<b>215.5</b>	37.764	1:55.964
6	<b>36.476</b>	187.1	<b>40.765</b>	214.7	<b>37.634</b>	<b>1:54.875</b>

#### No.98 Bramhall, Mark

1		140.0	43.269	208.8	38.588	2:05.392
2	35.314	<b>191.8</b>	<b>40.458</b>	212.5	38.317	<b>1:54.089</b>
3	36.465	179.7	41.633	<b>213.8</b>	<b>37.635</b>	1:55.733
4	OUT					4:52.082
5	5:31.969	<b>191.8</b>	46.128	207.2	38.397	2:04.412
6	<b>35.266</b>	189.8	44.863	206.8	38.663	1:58.792



# Superkart

## Qualifying Practice #1 (QP1) Results

## Document 2

Subject to scrutineering & sporting investigations

Rnk	No.	Entrant	Nat	Driver	Nat	Equipment	Sector 1	Sector 2	Sector 3	Time	Gap	Laps
1	53	Harpham, Lee	GBR	Harpham, Lee	GBR	Anderson / FPE	33.604	38.525	35.108	<b>1:47.237</b>		8
2	57	Needham, Christopher	GBR	Needham, Christopher	GBR	Anderson / FPE	33.651	38.597	35.963	<b>1:48.211</b>	0.974	8
3	4	Maasmann, Marcel	NLD	Maasmann, Marcel	NLD	Anderson / FPE	33.963	38.610	35.692	<b>1:48.265</b>	1.028	9
4	9	MS Kart Racing Team	CZE	Kout, Adam	CZE	MS Kart / DEA	34.445	38.459	35.582	<b>1:48.486</b>	1.249	7
5	2	Bennett, Gavin	GBR	Bennett, Gavin	GBR	Anderson / DEA	33.929	38.763	35.856	<b>1:48.548</b>	1.311	6
6	1	Vinuales, Emmanuel	ERA	Vinuales, Emmanuel	ERA	Anderson / DEA	34.422	38.675	35.538	<b>1:48.635</b>	1.398	8
7	7	Hulme, Carl	GBR	Hulme, Carl	GBR	Anderson / FPE	34.369	38.875	36.205	<b>1:49.449</b>	2.212	9
8	67	Morley, Liam	GBR	Morley, Liam	GBR	Anderson / DEA	34.537	38.766	36.231	<b>1:49.534</b>	2.297	9
9	44	Payart, Damien	ERA	Payart, Damien	ERA	Anderson / FPE	34.319	39.190	36.068	<b>1:49.577</b>	2.340	11
10	5	Lilja, Henrik	DNK	Lilja, Henrik	DNK	PVP / PVP	34.411	39.120	36.078	<b>1:49.609</b>	2.372	9
11	78	de Ruit, Romano	NLD	de Ruit, Romano	NLD	Anderson / FPE	34.301	39.244	36.151	<b>1:49.696</b>	2.459	9
12	16	Harvey, David	GBR	Harvey, David	GBR	Anderson / FPE	34.653	39.497	35.788	<b>1:49.938</b>	2.701	11
13	87	Vejen, Henrik	DNK	Vejen, Henrik	DNK	PVP / PVP	34.498	39.282	36.774	<b>1:50.554</b>	3.317	5
14	71	Nilsson, Robin	SWE	Malm, Stefan	SWE	Scherman / PVP	34.800	39.535	36.387	<b>1:50.722</b>	3.485	5
15	11	Lehtinen, Vesa	FIN	Lehtinen, Vesa	FIN	Anderson / DEA	34.726	39.466	37.055	<b>1:51.247</b>	4.010	12
16	93	Bjerge, Ingvar	SWE	Bjerge, Ingvar	SWE	Anderson / FPE	34.526	39.446	37.280	<b>1:51.252</b>	4.015	10
17	56	Bleek, Danny	NLD	Bleek, Danny	NLD	MS Kart / VM	34.784	39.899	36.765	<b>1:51.448</b>	4.211	5
18	10	Crowe, Malcolm	GBR	Crowe, Malcolm	GBR	Anderson / DEA	34.824	39.541	37.202	<b>1:51.567</b>	4.330	7
19	63	Craven, Charles	GBR	Craven, Charles	GBR	Anderson / DEA	35.204	39.653	36.882	<b>1:51.739</b>	4.502	7
20	74	Robert, Gregory	GBR	Robert, Gregory	GBR	Anderson / FPE	35.157	39.967	36.635	<b>1:51.759</b>	4.522	8
21	98	Bramhall, Mark	GBR	Bramhall, Mark	GBR	Anderson / FPE	35.148	39.832	36.943	<b>1:51.923</b>	4.686	7
22	88	Busby, Kevin	GBR	Busby, Kevin	GBR	Anderson / FPE	35.312	40.145	36.998	<b>1:52.455</b>	5.218	6
23	12	Kennings, Paul	GBR	Kennings, Paul	GBR	Anderson / FPE	35.406	40.284	37.864	<b>1:53.554</b>	6.317	11
24	66	Lundgren, Patrik	SWE	Lundgren, Patrik	SWE	PVP / PVP	35.906	40.224	37.753	<b>1:53.883</b>	6.646	11
25	59	Nilsson, Robin	SWE	Nilsson, Robin	SWE	Scherman / PVP	35.757	40.190	38.134	<b>1:54.081</b>	6.844	8
26	32	Westerdijk, Laurens	NLD	Westerdijk, Laurens	NLD	MS Kart / VM	36.038	40.990	37.577	<b>1:54.605</b>	7.368	6
27	30	Gorissen, Marcel	NLD	Gorissen, Marcel	NLD	Anderson / Rotax	36.367	41.127	37.751	<b>1:55.245</b>	8.008	6
28	89	Kinsey, Carl	GBR	Kinsey, Carl	GBR	Anderson / FPE	36.995	40.592	38.293	<b>1:55.880</b>	8.643	9
29	3	Hentschel, Daniel	DEU	Hentschel, Daniel	DEU	Anderson / DEA	36.585	40.696	38.697	<b>1:55.978</b>	8.741	3
30	20	Gjertsen, Erik Martin	NOR	Gjertsen, Erik Martin	NOR	PVP / PVP	36.764	41.263	38.444	<b>1:56.471</b>	9.234	9
31	36	Van Dijk, René	NLD	Van Dijk, René	NLD	MS Kart / VM	36.812	41.350	38.837	<b>1:56.999</b>	9.762	9
32	72	Bernhard, Jörg	DEU	Bernhard, Jörg	DEU	PVP / PVP	36.629	42.374	40.434	<b>1:59.437</b>	12.200	8

### For information - Limit of Qualification : 2:04.089

33	47	Marggraf, Thomas	DEU	Marggraf, Thomas	DEU	PVP / PVP	38.445	43.790	42.230	<b>2:04.465</b>	17.228	2
34	54	Zoutman, Fokko	NLD	Zoutman, Fokko	NLD	MS Kart / TM	39.645	45.782	46.039	<b>2:11.466</b>	24.229	2
35	15	Reinke, Jürgen	DEU	Reinke, Jürgen	DEU	Anderson / DEA		44.356	40.361	<b>2:12.706</b>	25.469	1

### Not Classified

97	Verhaar, Mark	NLD	Verhaar, Mark	NLD	MS Kart / VM					<b>No Time</b>		
----	---------------	-----	---------------	-----	--------------	--	--	--	--	----------------	--	--

Start Time : 14/07/2012 - 09:48:15

Best Lap : No.53 Harpham, Lee

1:47.237 160.39 Kph

Weather : Cloudy Air : 15°C Track : Dry

Snetterton (GBR) - 13/07/2012 - 15/07/2012





# Superkart

## Qualifying Practice #1 (QP1) Best Sectors Analysis

For information purposes. No official / regulatory value

S1			S2			S3		
Rnk	No.	Time	Rnk	No.	Time	Rnk	No.	Time
1	53	33.604	1	9	38.459	1	53	35.108
2	57	33.651	2	53	38.525	2	4	35.513
3	2	33.677	3	57	38.597	3	1	35.538
4	4	33.681	4	4	38.610	4	9	35.582
5	9	34.094	5	1	38.675	5	2	35.649
6	78	34.301	6	2	38.747	6	16	35.788
7	44	34.319	7	67	38.766	7	57	35.905
8	7	34.369	8	44	38.846	8	5	36.059
9	5	34.411	9	7	38.875	9	44	36.068
10	1	34.422	10	5	38.936	10	78	36.151
11	67	34.482	11	78	39.210	11	7	36.205
12	87	34.498	12	87	39.282	12	67	36.231
13	93	34.526	13	71	39.373	13	71	36.387
14	16	34.549	14	93	39.412	14	11	36.417
15	11	34.726	15	11	39.466	15	74	36.635
16	56	34.784	16	16	39.497	16	56	36.680
17	71	34.800	17	10	39.541	17	87	36.774
18	10	34.824	18	74	39.652	18	63	36.838
19	63	34.909	19	63	39.653	19	88	36.881
20	98	35.148	20	56	39.711	20	98	36.943
21	74	35.157	21	98	39.832	21	10	37.111
22	88	35.312	22	88	40.139	22	93	37.280
23	12	35.345	23	59	40.190	23	32	37.552
24	66	35.658	24	66	40.224	24	12	37.735
25	59	35.757	25	12	40.284	25	30	37.751
26	30	35.998	26	89	40.592	26	66	37.753
27	32	36.038	27	3	40.696	27	59	38.134
28	89	36.130	28	32	40.990	28	89	38.293
29	3	36.585	29	30	41.127	29	20	38.444
30	36	36.607	30	20	41.263	30	3	38.697
31	72	36.629	31	36	41.350	31	36	38.837
32	20	36.764	32	72	42.092	32	15	40.361
33	47	38.445	33	47	43.790	33	72	40.434
34	54	39.645	34	15	44.356	34	47	42.230
			35	54	45.782	35	54	45.457

Ideal Lap Times						
Rnk	No.	Driver	Nat	Ideal Lap	Best Lap	Diff.
1	53	Harpham, Lee		1:47.237	1:47.237	
2	4	Maasmann, Marcel		1:47.804	1:48.265	0.461
3	2	Bennett, Gavin		1:48.073	1:48.548	0.475
4	9	Kout, Adam		1:48.135	1:48.486	0.351
5	57	Needham, Christopher		1:48.153	1:48.211	0.058
6	1	Vinuales, Emmanuel		1:48.635	1:48.635	
7	44	Payart, Damien		1:49.233	1:49.577	0.344
8	5	Lilja, Henrik		1:49.406	1:49.609	0.203
9	7	Hulme, Carl		1:49.449	1:49.449	
10	67	Morley, Liam		1:49.479	1:49.534	0.055
11	78	de Ruit, Romano		1:49.662	1:49.696	0.034
12	16	Harvey, David		1:49.834	1:49.938	0.104
13	87	Vejen, Henrik		1:50.554	1:50.554	
14	71	Malm, Stefan		1:50.560	1:50.722	0.162
15	11	Lehtinen, Vesa		1:50.609	1:51.247	0.638
16	56	Bleek, Danny		1:51.175	1:51.448	0.273
17	93	Bjerge, Ingvar		1:51.218	1:51.252	0.034
18	63	Craven, Charles		1:51.400	1:51.739	0.339
19	74	Robert, Gregory		1:51.444	1:51.759	0.315
20	10	Crowe, Malcolm		1:51.476	1:51.567	0.091
21	98	Bramhall, Mark		1:51.923	1:51.923	
22	88	Busby, Kevin		1:52.332	1:52.455	0.123
23	12	Kennings, Paul		1:53.364	1:53.554	0.190
24	66	Lundgren, Patrik		1:53.635	1:53.883	0.248
25	59	Nilsson, Robin		1:54.081	1:54.081	
26	32	Westerdijk, Laurens		1:54.580	1:54.605	0.025
27	30	Gorissen, Marcel		1:54.876	1:55.245	0.369
28	89	Kinsey, Carl		1:55.015	1:55.880	0.865
29	3	Hentschel, Daniel		1:55.978	1:55.978	
30	20	Gjertsen, Erik Martin		1:56.471	1:56.471	
31	36	Van Dijk, René		1:56.794	1:56.999	0.205
32	72	Bernhard, Jörg		1:59.155	1:59.437	0.282
33	47	Marggraf, Thomas		2:04.465	2:04.465	
34	54	Zoutman, Fokko		2:10.884	2:11.466	0.582



# Superkart

## Qualifying Practice #1 (QP1)

### Lap Time Analysis

For information purposes. No official / regulatory value

Laps	Sector 1	Spd 1	Sector 2	Spd 2	Sector 3	Lap Time
<b>No.1 Vinuales, Emmanuel</b>						
1	2:07.916	154.0	43.958	221.7	38.818	2:12.152
2	34.960	200.0	39.368	<b>226.8</b>	37.610	1:51.938
3	34.456	<b>203.3</b>	38.782	224.5	35.729	1:48.967
4	34.845	192.5	40.176	223.1	36.928	1:51.949
5	<b>34.422</b>	198.5	<b>38.675</b>	225.0	<b>35.538</b>	<b>1:48.635</b>
6	OUT					5:13.480
7	3:56.854	187.1	40.760	225.0	36.893	1:59.947
8	34.668	203.0	38.960	225.4	36.669	1:50.297

<b>No.2 Bennett, Gavin</b>						
1	1:05.605	186.5	40.515	218.1	38.669	2:01.185
2	34.072	198.5	39.321	<b>227.8</b>	<b>35.649</b>	1:49.042
3	OUT					9:59.967
4	8:42.337	181.8	42.011	195.2	40.949	2:09.452
5	33.929	202.2	38.763	224.0	35.856	<b>1:48.548</b>
6	<b>33.677</b>	<b>202.6</b>	<b>38.747</b>	226.4	36.545	1:48.969

<b>No.3 Hentschel, Daniel</b>						
1	1:16.966	148.1	45.465	180.0	46.808	2:16.784
2	37.619	170.6	41.441	212.5	40.484	1:59.544
3	<b>36.585</b>	<b>183.6</b>	<b>40.696</b>	<b>217.7</b>	<b>38.697</b>	<b>1:55.978</b>

<b>No.4 Maassmann, Marcel</b>						
1		147.9	51.280	160.7	40.445	2:21.794
2	34.522	196.0	39.450	216.4	37.868	1:51.840
3	34.175	194.2	39.212	215.1	35.797	1:49.184
4	OUT					8:32.493
5	9:30.169	137.7	51.156	194.5	38.531	2:27.363
6	33.963	<b>197.4</b>	<b>38.610</b>	<b>218.1</b>	35.692	<b>1:48.265</b>
7	34.389	196.0	38.935	217.3	35.918	1:49.242
8	43.620	147.9	45.799	215.1	38.556	2:07.975
9	<b>33.681</b>	196.7	39.102	214.2	<b>35.513</b>	1:48.296

<b>No.5 Lilja, Henrik</b>						
1	1:14.907	156.0	42.561	<b>213.8</b>	38.607	2:06.176
2	OUT					5:44.079
3	4:31.603	192.1	40.849	197.8	37.091	2:04.387
4	34.712	196.7	39.210	201.1	36.092	1:50.014
5	35.556	<b>197.4</b>	39.138	198.5	<b>36.059</b>	1:50.753
6	34.696	<b>197.4</b>	<b>38.936</b>	206.5	36.086	1:49.718
7	35.660	173.3	39.728	200.3	37.100	1:52.488
8	<b>34.411</b>	<b>197.4</b>	39.120	201.1	36.078	<b>1:49.609</b>
9	38.283	151.8	40.372	201.4	36.851	1:55.506

Laps	Sector 1	Spd 1	Sector 2	Spd 2	Sector 3	Lap Time
<b>No.7 Hulme, Carl</b>						
1		162.6	41.806	218.1	38.843	2:02.385
2	35.024	186.5	40.043	220.4	37.861	1:52.928
3	34.585	196.3	39.638	218.1	37.676	1:51.899
4	35.437	197.0	39.567	<b>221.7</b>	36.560	1:51.564
5	35.930	194.5	39.845	217.3	36.871	1:52.646
6	34.566	<b>197.8</b>	39.215	219.0	36.627	1:50.408
7	OUT					5:36.384
8	6:18.750	187.1	41.657	216.8	37.266	2:01.289
9	<b>34.369</b>	195.6	<b>38.875</b>	219.5	<b>36.205</b>	<b>1:49.449</b>

<b>No.9 Kout, Adam</b>						
1	1:12.050	175.0	42.174	213.4	38.064	2:06.790
2	35.190	192.5	40.508	214.2	36.409	1:52.107
3	34.231	193.2	39.015	214.2	36.185	1:49.431
4	OUT					5:04.481
5	4:02.838	150.8	45.297	185.5	39.522	2:14.339
6	34.445	<b>194.2</b>	<b>38.459</b>	<b>216.0</b>	<b>35.582</b>	<b>1:48.486</b>
7	<b>34.094</b>	193.5	38.555	213.0	36.001	1:48.650

<b>No.10 Crowe, Malcolm</b>						
1		176.1	42.030	221.3	38.968	2:03.248
2	OUT					7:38.195
3	8:22.489	185.2	42.168	218.1	38.865	2:05.327
4	35.580	198.5	40.282	220.8	37.212	1:53.074
5	35.001	198.5	40.187	221.7	<b>37.111</b>	1:52.299
6	35.407	193.8	40.676	219.9	37.335	1:53.418
7	<b>34.824</b>	<b>200.0</b>	<b>39.541</b>	<b>222.2</b>	37.202	<b>1:51.567</b>

<b>No.11 Lehtinen, Vesa</b>						
1		140.4	45.871	175.0	48.975	2:20.954
2	37.710	183.9	45.620	208.8	40.690	2:04.020
3	35.721	187.5	40.875	216.4	37.699	1:54.295
4	34.727	193.8	39.585	<b>217.3</b>	38.648	1:52.960
5	35.102	190.8	39.879	212.5	37.678	1:52.659
6	35.192	191.1	40.085	216.0	37.340	1:52.617
7	35.584	192.1	39.471	213.4	37.042	1:52.097
8	OUT					4:29.478
9	5:09.647	192.1	40.381	212.5	37.635	1:58.185
10	<b>34.726</b>	<b>195.2</b>	<b>39.466</b>	214.2	37.055	<b>1:51.247</b>
11	35.494	192.5	39.716	212.5	<b>36.417</b>	1:51.627
12	35.222	193.2	39.705	212.5	36.491	1:51.418

<b>No.12 Kennings, Paul</b>						
1		141.7	46.437	190.4	45.383	2:16.906
2	37.045	186.8	41.944	<b>213.4</b>	38.783	1:57.772





# Superkart

## Qualifying Practice #1 (QP1)

### Lap Time Analysis

For information purposes. No official / regulatory value

Laps	Sector 1	Spd 1	Sector 2	Spd 2	Sector 3	Lap Time
3	35.836	<b>190.4</b>	40.665	210.5	38.610	1:55.111
4	40.448	163.8	46.934	176.4	44.020	2:11.402
5	OUT					6:22.303
6	7:07.278	173.9	44.420	206.8	41.603	2:10.998
7	36.032	185.5	41.146	210.9	39.302	1:56.480
8	35.406	187.8	<b>40.284</b>	210.9	37.864	<b>1:53.554</b>
9	<b>35.345</b>	188.8	40.853	210.1	38.246	1:54.444
10	35.424	188.4	40.579	210.1	<b>37.735</b>	1:53.738
11	35.408	186.8	40.299	212.5	37.847	<b>1:53.554</b>

#### No.15 Reinke, Jürgen

1		<b>174.7</b>	<b>44.356</b>	<b>205.7</b>	<b>40.361</b>	<b>2:12.706</b>
---	--	--------------	---------------	--------------	---------------	-----------------

#### No.16 Harvey, David

1		185.2	43.447	212.5	39.803	2:06.170
2	36.036	191.1	47.364	213.4	38.223	2:01.623
3	35.522	191.1	40.382	214.2	37.289	1:53.193
4	34.788	194.2	40.064	214.7	36.730	1:51.582
5	<b>34.549</b>	192.5	39.971	215.5	36.543	1:51.063
6	OUT					5:38.978
7	6:32.604	186.5	43.350	216.4	38.855	2:15.831
8	36.070	193.5	41.099	216.8	37.412	1:54.581
9	34.828	<b>196.3</b>	39.627	216.8	36.223	1:50.678
10	34.697	194.9	39.618	<b>221.7</b>	36.133	1:50.448
11	34.653	193.8	<b>39.497</b>	216.8	<b>35.788</b>	<b>1:49.938</b>

#### No.20 Gjertsen, Erik Martin

1		145.9	49.405	155.8	49.682	2:30.612
2	42.631	165.3	45.496	195.2	43.351	2:11.478
3	40.219	180.0	42.849	<b>197.0</b>	39.199	2:02.267
4	37.848	182.7	41.910	193.5	39.129	1:58.887
5	OUT					5:26.124
6	6:11.620	<b>184.9</b>	41.711	194.2	38.558	2:05.765
7	<b>36.764</b>	<b>184.9</b>	<b>41.263</b>	194.2	<b>38.444</b>	<b>1:56.471</b>
8	37.091	184.3	41.283	194.5	39.107	1:57.481
9	36.870	183.9	41.779	192.1	38.786	1:57.435

#### No.30 Gorissen, Marcel

1		154.5	45.996	184.9	41.941	2:16.101
2	37.017	183.9	43.127	<b>208.0</b>	39.259	1:59.403
3	<b>35.998</b>	<b>184.6</b>	41.381	207.6	38.803	1:56.182
4	OUT					7:27.742
5	8:12.929	183.6	43.727	206.8	38.593	2:07.507
6	36.367	183.9	<b>41.127</b>	207.2	<b>37.751</b>	<b>1:55.245</b>

#### No.32 Westerdijk, Laurens

1		125.0	48.165	168.4	48.707	2:22.961
---	--	-------	--------	-------	--------	----------

Laps	Sector 1	Spd 1	Sector 2	Spd 2	Sector 3	Lap Time
2	37.480	<b>190.8</b>	42.397	196.0	41.431	2:01.308
3	37.106	160.4	44.974	207.6	39.327	2:01.407
4	36.853	187.5	41.456	<b>209.7</b>	38.882	1:57.191
5	36.297	189.1	41.438	209.3	<b>37.552</b>	1:55.287
6	<b>36.038</b>	188.8	<b>40.990</b>	<b>209.7</b>	37.577	<b>1:54.605</b>

#### No.36 Van Dijk, René

1		152.1	47.603	175.8	43.254	2:17.712
2	37.060	186.2	41.913	204.9	39.611	1:58.584
3	36.925	184.6	41.852	<b>208.8</b>	39.597	1:58.374
4	<b>36.607</b>	183.9	42.104	203.0	39.332	1:58.043
5	37.101	<b>187.5</b>	41.499	204.9	39.570	1:58.170
6	36.733	187.1	41.593	206.1	39.059	1:57.385
7	36.812	186.5	<b>41.350</b>	205.3	<b>38.837</b>	<b>1:56.999</b>
8	36.668	185.5	41.601	201.4	39.646	1:57.915
9	36.799	186.5	41.952	202.6	39.615	1:58.366

#### No.44 Payart, Damien

1		138.6	46.602	183.0	41.410	2:16.519
2	36.649	193.5	40.796	<b>209.7</b>	39.791	1:57.236
3	35.025	199.6	40.293	204.9	37.149	1:52.467
4	OUT					5:15.496
5	5:57.400	<b>200.0</b>	40.621	206.8	37.322	1:59.847
6	34.709	<b>200.0</b>	39.452	206.5	36.859	1:51.020
7	34.713	198.8	39.531	205.7	36.882	1:51.126
8	34.521	198.8	38.883	205.7	36.192	1:49.596
9	<b>34.319</b>	198.5	39.190	207.6	<b>36.068</b>	<b>1:49.577</b>
10	34.501	199.2	39.188	205.3	36.299	1:49.988
11	34.358	<b>200.0</b>	<b>38.846</b>	206.5	36.563	1:49.767

#### No.47 Marggraf, Thomas

1		139.1	48.542	159.9	46.560	2:25.945
2	<b>38.445</b>	<b>171.7</b>	<b>43.790</b>	<b>210.9</b>	<b>42.230</b>	<b>2:04.465</b>

#### No.53 Harpham, Lee

1		154.5	46.091	169.2	49.088	2:22.323
2	39.998	170.0	44.406	187.5	41.386	2:05.790
3	OUT					9:33.245
4	10:16.810	186.2	40.295	216.0	36.439	2:00.299
5	33.841	<b>199.6</b>	38.712	216.0	35.769	1:48.322
6	33.995	196.3	38.555	<b>218.1</b>	35.665	1:48.215
7	36.182	191.4	45.246	183.6	42.971	2:04.399
8	<b>33.604</b>	197.4	<b>38.525</b>	216.8	<b>35.108</b>	<b>1:47.237</b>

#### No.54 Zoutman, Fokko

1		141.5	46.915	184.9	<b>45.457</b>	2:18.903
2	<b>39.645</b>	<b>171.9</b>	<b>45.782</b>	<b>196.0</b>	46.039	<b>2:11.466</b>



# Superkart

## Qualifying Practice #1 (QP1)

### Lap Time Analysis

For information purposes. No official / regulatory value

Laps	Sector 1	Spd 1	Sector 2	Spd 2	Sector 3	Lap Time
<b>No.56 Bleek, Danny</b>						
1		139.5	48.695	180.3	43.554	2:22.470
2	37.712	177.9	41.190	<b>210.5</b>	37.507	1:56.409
3	35.163	<b>191.4</b>	39.940	209.3	37.597	1:52.700
4	<b>34.784</b>	191.1	39.899	209.3	36.765	<b>1:51.448</b>
5	35.100	<b>191.4</b>	<b>39.711</b>	209.3	<b>36.680</b>	1:51.491

Laps	Sector 1	Spd 1	Sector 2	Spd 2	Sector 3	Lap Time
<b>No.57 Needham, Christopher</b>						
1		185.2	42.505	215.5	38.130	2:00.987
2	34.733	198.8	39.622	219.5	36.226	1:50.581
3	OUT					11:11.139
4	11:52.935	192.8	42.033	216.8	37.422	2:01.251
5	35.048	200.0	38.879	216.4	36.162	1:50.089
6	34.035	200.7	38.805	<b>221.3</b>	36.066	1:48.906
7	33.775	<b>203.0</b>	38.902	218.1	<b>35.905</b>	1:48.582
8	<b>33.651</b>	201.1	<b>38.597</b>	219.0	35.963	<b>1:48.211</b>

Laps	Sector 1	Spd 1	Sector 2	Spd 2	Sector 3	Lap Time
<b>No.59 Nilsson, Robin</b>						
1	1:19.266	163.8	44.043	207.2	41.940	2:12.954
2	OUT					5:32.208
3	OUT					3:26.604
4	9:39.538	188.4	41.081	208.4	39.341	2:01.148
5	36.085	188.1	41.155	207.2	40.009	1:57.249
6	35.936	<b>189.4</b>	42.203	208.0	39.190	1:57.329
7	36.705	188.4	41.011	210.1	38.809	1:56.525
8	<b>35.757</b>	187.5	<b>40.190</b>	<b>214.2</b>	<b>38.134</b>	<b>1:54.081</b>

Laps	Sector 1	Spd 1	Sector 2	Spd 2	Sector 3	Lap Time
<b>No.63 Craven, Charles</b>						
1	1:05.587	191.4	42.106	<b>220.8</b>	39.239	2:03.017
2	35.021	196.7	39.852	219.5	37.174	1:52.047
3	<b>34.909</b>	<b>197.0</b>	39.791	217.3	38.788	1:53.488
4	35.204	196.0	<b>39.653</b>	218.1	36.882	<b>1:51.739</b>
5	OUT					7:42.434
6	8:22.865	193.5	41.463	214.2	38.074	1:59.968
7	35.120	196.3	39.907	217.7	<b>36.838</b>	1:51.865

Laps	Sector 1	Spd 1	Sector 2	Spd 2	Sector 3	Lap Time
<b>No.66 Lundgren, Patrik</b>						
1		143.0	45.085	202.6	42.010	2:14.136
2	37.745	189.4	42.346	214.7	39.947	2:00.038
3	35.771	191.8	41.360	216.4	38.819	1:55.950
4	36.362	192.1	41.049	215.1	38.795	1:56.206
5	36.243	190.4	40.860	215.1	38.791	1:55.894
6	35.877	191.8	41.445	215.5	38.291	1:55.613
7	36.706	190.1	40.552	216.4	37.842	1:55.100
8	36.327	<b>193.8</b>	40.351	<b>217.3</b>	38.038	1:54.716
9	35.705	191.8	40.610	<b>217.3</b>	37.869	1:54.184

Laps	Sector 1	Spd 1	Sector 2	Spd 2	Sector 3	Lap Time
10	<b>35.658</b>	191.1	40.666	216.4	38.445	1:54.769
11	35.906	191.8	<b>40.224</b>	216.8	<b>37.753</b>	<b>1:53.883</b>

Laps	Sector 1	Spd 1	Sector 2	Spd 2	Sector 3	Lap Time
<b>No.67 Morley, Liam</b>						
1		157.2	44.386	194.2	45.012	2:15.274
2	35.901	174.1	40.967	218.6	37.674	1:54.542
3	OUT					5:35.123
4	6:13.819	196.3	39.510	216.4	37.483	1:55.689
5	34.649	199.2	39.058	217.3	36.641	1:50.348
6	34.537	197.0	<b>38.766</b>	218.1	<b>36.231</b>	<b>1:49.534</b>
7	<b>34.482</b>	<b>201.1</b>	39.537	<b>219.9</b>	37.152	1:51.171
8	OUT					6:12.104
9	6:51.557	197.8	40.109	216.4	36.474	1:56.036

Laps	Sector 1	Spd 1	Sector 2	Spd 2	Sector 3	Lap Time
<b>No.71 Malm, Stefan</b>						
1		162.4	41.871	211.7	38.172	2:05.396
2	34.884	192.1	39.648	<b>216.8</b>	36.679	1:51.211
3	35.158	<b>194.5</b>	<b>39.373</b>	213.0	37.267	1:51.798
4	34.991	193.2	39.398	214.7	36.844	1:51.233
5	<b>34.800</b>	194.2	39.535	214.7	<b>36.387</b>	<b>1:50.722</b>

Laps	Sector 1	Spd 1	Sector 2	Spd 2	Sector 3	Lap Time
<b>No.72 Bernhard, Jörg</b>						
1		136.7	48.154	171.1	43.950	2:18.091
2	38.792	181.5	43.622	196.7	42.242	2:04.656
3	38.304	189.1	42.604	209.7	42.610	2:03.518
4	37.877	185.2	43.078	209.3	40.641	2:01.596
5	37.667	187.8	43.027	210.5	40.687	2:01.381
6	37.688	184.3	<b>42.092</b>	208.4	40.653	2:00.433
7	<b>36.629</b>	<b>190.4</b>	42.374	208.4	<b>40.434</b>	<b>1:59.437</b>
8	37.311	188.4	43.017	<b>211.3</b>	40.447	2:00.775

Laps	Sector 1	Spd 1	Sector 2	Spd 2	Sector 3	Lap Time
<b>No.74 Robert, Gregory</b>						
1		171.9	42.626	196.7	40.104	2:06.018
2	36.130	185.5	42.400	210.9	38.698	1:57.228
3	36.035	183.0	40.594	212.1	38.014	1:54.643
4	OUT					8:10.172
5	OUT					5:19.882
6	3:02.727	180.6	40.753	213.0	38.467	2:02.125
7	35.464	184.6	<b>39.652</b>	<b>213.8</b>	38.543	1:53.659
8	<b>35.157</b>	<b>194.5</b>	39.967	213.0	<b>36.635</b>	<b>1:51.759</b>

Laps	Sector 1	Spd 1	Sector 2	Spd 2	Sector 3	Lap Time
<b>No.78 de Ruit, Romano</b>						
1		163.1	42.884	214.7	42.532	2:09.470
2	35.759	190.1	39.984	213.8	37.545	1:53.288
3	34.893	193.5	39.712	213.0	37.252	1:51.857
4	34.679	193.8	39.253	213.8	36.587	1:50.519
5	34.597	194.5	39.291	213.0	36.728	1:50.616







# Superkart

## Qualifying Practice #1 (QP1)

### Lap Time Analysis

For information purposes. No official / regulatory value

Laps	Sector 1	Spd 1	Sector 2	Spd 2	Sector 3	Lap Time
6	34.622	195.2	39.893	214.7	38.192	1:52.707
7	36.606	194.5	45.011	187.8	38.146	1:59.763
8	<b>34.301</b>	196.0	39.244	214.2	<b>36.151</b>	<b>1:49.696</b>
9	34.420	<b>196.3</b>	<b>39.210</b>	<b>218.6</b>	36.851	1:50.481

Laps	Sector 1	Spd 1	Sector 2	Spd 2	Sector 3	Lap Time
4	35.524	192.5	40.471	<b>209.3</b>	37.421	1:53.416
5	<b>35.148</b>	<b>193.2</b>	<b>39.832</b>	<b>209.3</b>	<b>36.943</b>	<b>1:51.923</b>
6	GOUT					7:31.620
7	8:10.887	188.8	44.088	206.1	37.729	2:01.084

#### No.87 Vejen, Henrik

1	1:16.372	144.9	46.499	163.1	41.674	2:13.408
2	35.209	198.1	40.390	215.5	37.699	1:53.298
3	34.783	<b>198.8</b>	39.744	216.4	37.806	1:52.333
4	34.567	197.8	39.548	<b>217.3</b>	38.359	1:52.474
5	<b>34.498</b>	198.5	<b>39.282</b>	<b>217.3</b>	<b>36.774</b>	<b>1:50.554</b>

#### No.88 Busby, Kevin

1	1:37.763	143.9	51.216	171.9	41.616	2:18.806
2	35.387	193.5	<b>40.139</b>	214.7	37.574	1:53.100
3	<b>35.312</b>	194.5	40.145	213.8	36.998	<b>1:52.455</b>
4	GOUT					6:19.810
5	4:47.673	175.6	43.384	214.2	38.579	2:07.071
6	35.985	<b>194.9</b>	41.055	<b>215.5</b>	<b>36.881</b>	1:53.921

#### No.89 Kinsey, Carl

1		165.1	43.155	211.7	40.138	2:07.616
2	36.206	190.1	45.189	210.9	38.696	2:00.091
3	37.275	<b>195.6</b>	42.421	211.3	39.244	1:58.940
4	GOUT					5:22.909
5	6:05.566	192.5	41.246	211.7	38.758	2:02.661
6	36.995	193.5	<b>40.592</b>	<b>213.8</b>	<b>38.293</b>	<b>1:55.880</b>
7	<b>36.130</b>	194.5	41.487	213.0	38.435	1:56.052
8	36.221	192.1	41.337	211.7	39.784	1:57.342
9	36.975	192.5	41.910	210.1	39.682	1:58.567

#### No.93 Bjerger, Ingvar

1		158.1	44.831	201.1	45.031	2:15.438
2	37.456	184.9	41.785	214.2	41.653	2:00.894
3	36.274	182.1	40.797	215.1	38.188	1:55.259
4	35.148	193.5	40.777	213.0	39.413	1:55.338
5	35.226	196.0	39.674	218.1	37.919	1:52.819
6	35.344	192.8	39.901	<b>219.9</b>	37.590	1:52.835
7	35.304	<b>196.7</b>	<b>39.412</b>	218.6	37.341	1:52.057
8	35.124	196.0	40.333	216.8	37.825	1:53.282
9	<b>34.526</b>	193.5	39.446	217.3	<b>37.280</b>	<b>1:51.252</b>
10	34.837	196.3	39.442	216.4	37.567	1:51.846

#### No.98 Bramhall, Mark

1		133.3	49.819	175.6	47.602	2:30.248
2	GOUT					4:09.235
3	4:50.461	190.1	41.958	208.0	37.902	2:01.086




Snetterton | 13 - 15.07.2012  
CIK-FIA European Superkart Championship (Rd2)

SUPERKART



# *Entry &* **Participants' List**





# Superkart

## List of Participants (36 Drivers)

## Document 1

No.	Entrant	Nat	Driver	Nat	Equipment
1	Vinuales, Emmanuel		Vinuales, Emmanuel		Anderson / DEA
2	Bennett, Gavin		Bennett, Gavin		Anderson / DEA
3	Hentschel, Daniel		Hentschel, Daniel		Anderson / DEA
4	Maasmann, Marcel		Maasmann, Marcel		Anderson / FPE
5	Lilja, Henrik		Lilja, Henrik		PVP / PVP
7	Hulme, Carl		Hulme, Carl		Anderson / FPE
9	MS Kart Racing Team		Kout, Adam		MS Kart / DEA
10	Crowe, Malcolm		Crowe, Malcolm		Anderson / DEA
11	Lehtinen, Vesa		Lehtinen, Vesa		Anderson / DEA
12	Kennings, Paul		Kennings, Paul		Anderson / FPE
15	Reinke, Jürgen		Reinke, Jürgen		Anderson / DEA
16	Harvey, David		Harvey, David		Anderson / FPE
20	Gjertsen, Erik Martin		Gjertsen, Erik Martin		PVP / PVP
30	Gorissen, Marcel		Gorissen, Marcel		Anderson / Rotax
32	Westerdijk, Laurens		Westerdijk, Laurens		MS Kart / VM
36	Van Dijk, René		Van Dijk, René		MS Kart / VM
44	Payart, Damien		Payart, Damien		Anderson / FPE
47	Marggraf, Thomas		Marggraf, Thomas		PVP / PVP
53	Harpham, Lee		Harpham, Lee		Anderson / FPE
54	Zoutman, Fokko		Zoutman, Fokko		MS Kart / TM
56	Bleek, Danny		Bleek, Danny		MS Kart / VM
57	Needham, Christopher		Needham, Christopher		Anderson / FPE
59	Nilsson, Robin		Nilsson, Robin		Scherman / PVP
63	Craven, Charles		Craven, Charles		Anderson / DEA
66	Lundgren, Patrik		Lundgren, Patrik		PVP / PVP
67	Morley, Liam		Morley, Liam		Anderson / DEA
71	Nilsson, Robin		Malm, Stefan		Scherman / PVP
72	Bernhard, Jörg		Bernhard, Jörg		PVP / PVP
74	Robert, Gregory		Robert, Gregory		Anderson / FPE
78	de Ruit, Romano		de Ruit, Romano		Anderson / FPE
87	Vejen, Henrik		Vejen, Henrik		PVP / PVP
88	Busby, Kevin		Busby, Kevin		Anderson / FPE
89	Kinsey, Carl		Kinsey, Carl		Anderson / FPE
93	Bjerge, Ingvar		Bjerge, Ingvar		Anderson / FPE
97	Verhaar, Mark		Verhaar, Mark		MS Kart / VM
98	Bramhall, Mark		Bramhall, Mark		Anderson / FPE



# Superkart

## Entry List (37 Drivers)

No.	Entrant	Nat	Driver	Nat	Equipment
1	Vinuales, Emmanuel		Vinuales, Emmanuel		Anderson / DEA
2	Bennett, Gavin		Bennett, Gavin		Anderson / DEA
3	Hentschel, Daniel		Hentschel, Daniel		Anderson / DEA
4	Maasmann, Marcel		Maasmann, Marcel		Anderson / FPE
5	Lilja, Henrik		Lilja, Henrik		PVP / PVP
7	Hulme, Carl		Hulme, Carl		Anderson / FPE
9	MS Kart Racing Team		Kout, Adam		MS Kart / DEA
10	Crowe, Malcolm		Crowe, Malcolm		Anderson / DEA
11	Lehtinen, Vesa		Lehtinen, Vesa		Anderson / DEA
12	Kennings, Paul		Kennings, Paul		Anderson / FPE
15	Reinke, Jürgen		Reinke, Jürgen		Anderson / DEA
16	Harvey, David		Harvey, David		Anderson / FPE
20	Gjertsen, Erik Martin		Gjertsen, Erik Martin		PVP / PVP
30	Gorissen, Marcel		Gorissen, Marcel		Anderson / Rotax
32	Westerdijk, Laurens		Westerdijk, Laurens		MS Kart / VM
36	Van Dijk, René		Van Dijk, René		MS Kart / VM
44	Payart, Damien		Payart, Damien		Anderson / FPE
47	Marggraf, Thomas		Marggraf, Thomas		PVP / PVP
53	Harpham, Lee		Harpham, Lee		Anderson / FPE
54	Zoutman, Fokko		Zoutman, Fokko		MS Kart / TM
56	Bleek, Danny		Bleek, Danny		MS Kart / VM
57	Needham, Christopher		Needham, Christopher		Anderson / FPE
59	Nilsson, Robin		Nilsson, Robin		Scherman / PVP
63	Craven, Charles		Craven, Charles		Anderson / DEA
66	Lundgren, Patrik		Lundgren, Patrik		PVP / PVP
67	Morley, Liam		Morley, Liam		Anderson / DEA
71	Nilsson, Robin		Malm, Stefan		Scherman / PVP
72	Bernhard, Jörg		Bernhard, Jörg		PVP / PVP
73	Ahlgren, Tony		Ahlgren, Tony		PVP / PVP
74	Robert, Gregory		Robert, Gregory		Anderson / FPE
78	de Ruit, Romano		de Ruit, Romano		Anderson / FPE
87	Vejen, Henrik		Vejen, Henrik		PVP / PVP
88	Busby, Kevin		Busby, Kevin		Anderson / FPE
89	Kinsey, Carl		Kinsey, Carl		Anderson / FPE
93	Bjerge, Ingvar		Bjerge, Ingvar		Anderson / FPE
97	Verhaar, Mark		Verhaar, Mark		MS Kart / VM
98	Bramhall, Mark		Bramhall, Mark		Anderson / FPE