

01-03.08 Assen (NLD)

CIK-FIA European Superkart Championship, Round 1



Superkart

Race 1 (R1)

Document 7.2 OFFICIAL

Results

Subject to scrutineering & sporting investigations

Rnk	No.	Entrant	Nat	Driver	Nat	Equipment	Laps	Gap	Interv.	Best Lap	Penalty
1	3	MS Kart Racing Team	CZE	Kout, Adam	CZE	MS Kart / DEA	11			1:37.202	+10.000
2	85	Kievitsbosch, Arjan	NLD	Kievitsbosch, Arjan	NLD	MS Kart / VM	11	2.101	2.101	1:38.429	
3	67	Elkmann, Peter	DEU	Elkmann, Peter	DEU	MS Kart / VM	11	2.105	0.004	1:38.286	
4	8	Maasmann, Marcel	NLD	Maasmann, Marcel	NLD	Anderson / FPE	11	3.118	1.013	1:38.028	
5	14	Jost, Andreas	DEU	Jost, Andreas	DEU	Anderson / VM	11	3.600	0.482	1:38.597	
6	4	Lilja, Henrik	DNK	Lilja, Henrik	DNK	PVP / PVP	11	6.500	2.900	1:38.732	
7	2	Bennett, Gavin	GBR	Bennett, Gavin	GBR	Anderson / DEA	11	10.861	4.361	1:38.677	
8	38	Kleinemeyer, Guido	DEU	Kleinemeyer, Guido	DEU	PVP / DEA	11	14.718	3.857	1:39.117	
9	9	Lehtinen, Vesa	FIN	Lehtinen, Vesa	FIN	Anderson / DEA	11	19.025	4.307	1:39.907	
10	17	Hulme, Carl	GBR	Hulme, Carl	GBR	Anderson / FPE	11	21.424	2.399	1:40.089	
11	12	Malm, Stefan	SWE	Malm, Stefan	SWE	Nibor / DEA	11	21.670	0.246	1:40.183	
12	60	Urhofer, Thomas	AUT	Urhofer, Thomas	AUT	Anderson / FPE	11	28.254	6.584	1:40.122	
13	7	Hentschel, Daniel	DEU	Hentschel, Daniel	DEU	Anderson / DEA	11	28.414	0.160	1:40.632	
14	11	Sebastia, Alexandre	FR	Sebastia, Alexandre	FR	Anderson / DEA	11	32.680	4.266	1:40.750	
15	5	Morley, Liam	GBR	Morley, Liam	GBR	Anderson / DEA	11	33.102	0.422	1:40.220	
16	83	Vayssie, Cyril	FR	Vayssie, Cyril	FR	MS Kart / VM	11	34.805	1.703	1:40.350	
17	78	Dredge, Jason	GBR	Dredge, Jason	GBR	Anderson / PVP	11	34.826	0.021	1:40.561	
18	21	Vejen, Henrik	DNK	Vejen, Henrik	DNK	PVP / PVP	11	39.450	4.624	1:41.327	
19	93	Bjerge, Ingvar	SWE	Bjerge, Ingvar	SWE	Anderson / FPE	11	39.676	0.226	1:41.174	
20	86	Knook, Rob	NLD	Knook, Rob	NLD	MS Kart / VM	11	40.081	0.405	1:41.448	
21	32	Westerdijk, Laurens	NLD	Westerdijk, Laurens	NLD	MS Kart / VM	11	41.165	1.084	1:41.504	
22	76	Aebischer, Etienne	CHE	Aebischer, Etienne	CHE	PVP / FPE	11	41.319	0.154	1:41.161	
23	15	Harvey, David	GBR	Harvey, David	GBR	Anderson / VM	11	43.302	1.983	1:41.487	
24	71	Chermaz, Carlo Alberto	ITA	Chermaz, Carlo Alberto	ITA	PVP / Rotax	11	43.493	0.191	1:41.088	
25	23	Ranoarimanana, Kevin	FR	Ranoarimanana, Kevin	FR	MS Kart / VM	11	50.876	7.383	1:41.882	
26	68	Goullancourt, Julien	FR	Goullancourt, Julien	FR	Anderson / DEA	11	51.473	0.597	1:41.895	
27	74	Robert, Gregory	GBR	Robert, Gregory	GBR	Anderson / FPE	11	1:09.206	17.733	1:43.753	
28	50	Bakker, Jan	NLD	Bakker, Jan	NLD	Anderson / PVP	11	1:30.646	21.440	1:45.370	
29	58	Focque, Pierre	FR	Focque, Pierre	FR	PVP / FPE	11	1:33.486	2.840	1:45.985	
30	79	Fred, Juha	FIN	Raittinen, Pasi Olavi	FIN	PVP / PVP	10	1 Lap	1 Lap	1:45.580	
31	99	Bischoff, Roland	DEU	Bischoff, Roland	DEU	MS Kart / VM	10	1 Lap	13.474	1:46.498	
32	47	Marggraf, Thomas	DEU	Marggraf, Thomas	DEU	PVP / PVP	10	1 Lap	0.316	1:46.210	
33	52	Albin, Marc	FR	Albin, Marc	FR	PVP / FPE	10	1 Lap	1.110	1:46.664	
34	66	Lundgren, Patrik	SWE	Lundgren, Patrik	SWE	PVP / PVP	10	1 Lap	1.816	1:46.308	
35	54	Zoutman, Fokko	NLD	Zoutman, Fokko	NLD	MS Kart / VM	10	1 Lap	16.015	1:48.899	
36	82	Legoubin, Arnaud	FR	Legoubin, Arnaud	FR	Anderson / VM	10	1 Lap	33.406	1:51.583	
37	16	Kinsey, Carl	GBR	Kinsey, Carl	GBR	Anderson / FPE	6	5 Laps	4 Laps	1:43.348	
38	49	Gjertsen, Erik Martin	NOR	Gjertsen, Erik Martin	NOR	PVP / PVP	5	6 Laps	1 Lap	1:42.015	

Leaders : No.67 Elkmann, Peter (1-1) / No.3 Kout, Adam (2-11)

Start Time : 02/08 - 11:02:11

Best Lap : No.3 Kout, Adam 1:37.202 168,70 Kph

Weather : Slightly cloudy Air : 23°C Track : Dry

Event Record : No.3 Kout, Adam 1:35.785 171,19 Kph

01-03.08 Assen (NLD)
CIK-FIA European Superkart Championship, Round 1



Superkart

Race 1 (R1)

Document 7.2 OFFICIAL

Results

Subject to scrutineering & sporting investigations

Rnk	No.	Entrant	Nat	Driver	Nat	Equipment	Laps	Gap	Interv.	Best Lap	Penalty
39	▼6	55	GER	Gerber, Philippe	CHE	PVP / FPE	5	6 Laps	44.079	1:44.766	
40	▼28	97	NLD	Verhaar, Mark	NLD	MS Kart / VM	4	7 Laps	1 Lap	1:44.839	
41	▲1	84	GBR	Hempshall, Victor	GBR	PVP / FPE	4	7 Laps	28.318	1:50.626	
42	▼16	80	FIN	Fred, Juha	FIN	PVP / PVP	3	8 Laps	1 Lap	1:43.891	
43	▲4	41	GBR	Rushforth, Simon	GBR	Spyda / Pavesi	1	10 Laps	2 Laps	2:00.565	
44	▼42	1	FRA	Vinuales, Emmanuel	FRA	Anderson / DEA	0	11 Laps	1 Lap		
45	▼35	22	DEU	Reinke, Jürgen	DEU	Anderson / VM	0	11 Laps	4.174		

No.3 Kout, Adam : 10s penalty for bad behaviour. Art 2.24 CIK General Prescriptions. According to Stewards' Decision No.3.

Not Classified

		59	SWE	Nilsson, Robin	SWE	Nibor / DEA		DNS			
		63	NLD	Euser, Cor	NLD	MS Kart / VM		DNS			
		69	FRA	Vandemeulebroucke, Thier	FRA	Anderson / FPE		DNS			

Leaders : No.67 Elkmann, Peter (1-1) / No.3 Kout, Adam (2-11)

Start Time : 02/08 - 11:02:11

Best Lap : No.3 Kout, Adam 1:37.202 168,70 Kph

Weather : Slightly cloudy Air : 23°C Track : Dry

Event Record : No.3 Kout, Adam 1:35.785 171,19 Kph



DOCUMENT N° 3
DÉCISION DES COMMISSAIRES SPORTIFS
STEWARDS' DECISION

PÉNALITÉ INFLIGÉE AU CONCURRENT (NOM) : **MS Kart Racing Team**
PENALTY INFLICTED UPON THE ENTRANT (NAME):

NATIONALITÉ / NATIONALITY: **CZE**

N°: **3** PILOTE : **Kout, Adam**
No.: DRIVER :

Concerne la partie de l'Épreuve : **Superkart - Race 1**
Concerns the part of the event:

ÉNONCÉ / STATEMENT:

10s penalty from the above session concerned

MOTIF / REASON:

For the race concerned, after a report from the Race Director, during the race, the driver threw out some parts of his exhaust and causes unsafe act for the following drivers. Having considered the report from race director and after hearing the entrant concerned, the panel of stewards feels that this contravenes art 2.24 CIK General Prescriptions. The panel of stewards takes its decision in accordance with art 12.1.1h FIA International Sporting Code.

Décision annoncée
Decision announced

Date / Date: **02/08/2014**

Heure / Time: **12:37**

Nom / Name

Signature

Président du Collège / Chairman of the Panel:

Philippe DECAUD (FRA) :

Membres du Collège / Members of the Panel:

Calin HERASCU (ROU) :

NoI BRANS (NLD) :

NOTIFICATION AU CONCURRENT CONCERNÉ / NOTIFICATION TO THE RELEVANT ENTRANT

Je soussigné :
I undersigned: Nom personnel / personal name

Représentant du Concurrent : **MS Kart Racing Team**
Representing the Entrant: Nom du Concurrent / Entrant's name

Certifie avoir reçu notification du document N° **3** des Commissaires Sportifs de l'Épreuve.
Certify that I have been notified of document No. by the Stewards of the Meeting.

Date : Heure / Time: Signature :

01-03.08 Assen (NLD)

CIK-FIA European Superkart Championship, Round 1



Superkart

Race 1 (R1)

Lap Chart

For information purposes. No official / regulatory value

	1	2	3	4	5	6	7	8	9	10	11	12	13	14	15	16	17	18	19	20	21	22	23	24	25	26	27	28	29	30	31	32	33	34	35	36	37	38	39	40	41	42	43	44	45	46	47	48		
Grid	3	1	67	2	14	85	38	8	4	22	7	97	12	17	21	68	9	15	78	76	71	60	93	11	63	80	86	83	74	23	32	16	55	49	59	58	50	99	79	52	5	84	66	54	47	82	41	69		
Start	3	67	14	2	85	38	8	4	22	7	97	17	12	21	9	68	60	76	78	11	71	80	93	86	83	23	74	32	16	49	5	55	50	58	79	15	99	66	52	54	47	82	41	84						
Lap 1	67	3	85	14	38	8	4	2	17	9	12	7	60	97	21	78	76	11	86	71	15	32	93	83	68	5	80	23	49	55	74	16	50	79	58	66	99	54	52	47	82	84	41							
Interval		0.2	0.8	0.1	0.3	0.4	0.0	0.1	1.2	0.7	0.4	0.8	0.3	0.4	0.1	0.2	0.6	0.0	0.4	1.2	0.2	0.3	0.2	0.5	0.4	0.0	0.3	0.1	0.4	0.0	0.4	0.4	0.5	0.3	0.9	2.8	0.3	1.0	0.4	0.6	1.2	2.7	4.0							
Lap 2	3	67	85	14	4	8	38	2	17	9	12	60	7	11	21	78	86	97	76	71	32	15	83	5	93	68	23	80	49	55	16	74	50	79	58	99	66	52	54	47	82	84								
Interval		1.0	0.1	0.9	1.5	0.2	0.2	0.0	1.9	0.5	0.6	1.0	0.8	1.8	0.5	0.5	0.4	0.2	0.1	0.5	0.4	0.2	0.1	0.4	0.1	1.7	0.3	0.2	0.4	0.8	0.6	0.3	1.8	0.1	1.3	5.6	1.1	0.3	0.2	0.8	3.1	2.8								
Lap 3	3	85	67	14	4	8	2	38	17	9	12	60	7	11	78	21	86	76	71	32	83	5	15	93	97	68	23	49	80	16	55	74	79	50	58	99	66	52	47	54	82	84								
Interval		2.5	0.1	0.3	2.4	0.5	0.7	0.7	1.0	0.5	1.1	1.4	1.1	1.6	0.6	0.8	1.1	1.2	0.2	0.1	0.1	0.3	0.6	0.2	0.2	1.1	0.6	0.1	1.1	2.0	0.0	1.2	3.0	0.8	1.1	6.8	2.3	0.1	0.1	0.9	6.8	2.2								
Lap 4	3	85	67	14	8	4	2	38	17	9	12	60	7	11	78	21	86	76	71	83	5	32	93	15	68	23	49	16	74	55	97	79	50	58	99	47	66	52	54	82	84									
Interval		4.0	0.2	0.4	3.1	0.2	0.2	1.1	2.3	0.3	1.3	1.4	1.3	1.7	0.5	1.5	1.5	1.3	0.0	0.2	0.1	0.3	0.8	0.2	1.4	0.7	0.1	5.3	1.6	0.1	2.2	1.7	0.5	2.1	8.2	3.7	0.1	0.1	0.6	10.5	0.3									
Lap 5	3	85	67	14	8	2	4	38	9	17	12	60	7	11	78	21	86	5	83	71	76	93	32	15	68	23	49	16	74	50	79	58	99	47	52	66	54	55	82											
Interval		5.9	0.0	0.0	2.6	1.2	0.3	0.8	4.3	0.1	0.9	1.0	1.8	1.8	0.8	2.1	1.9	1.2	0.2	0.5	0.2	0.1	0.1	0.6	1.6	1.1	2.6	3.7	2.3	7.4	0.1	2.0	9.3	2.4	0.3	1.6	1.8	12.6	1.3											
Lap 6	3	85	14	67	8	2	4	38	9	17	12	60	7	11	78	21	5	86	83	76	71	93	32	15	68	23	16	74	79	50	58	99	47	52	66	54	82													
Interval		7.5	0.1	0.5	1.1	1.9	0.2	2.1	4.5	0.6	0.9	1.2	1.7	1.7	0.6	3.2	1.7	0.4	1.0	0.9	0.1	0.2	0.0	1.3	1.2	0.8	8.3	2.8	9.6	0.5	1.5	10.7	0.8	0.9	1.3	4.2	18.3													
Lap 7	3	85	67	14	8	4	2	38	9	17	12	60	7	78	11	21	5	83	86	76	71	93	32	15	68	23	74	79	50	58	99	47	52	66	54	82														
Interval		8.9	0.2	0.1	1.5	2.7	0.2	2.5	4.7	1.2	0.2	1.4	2.7	1.7	0.5	4.0	0.4	1.5	0.3	0.6	0.0	0.4	0.9	0.9	2.4	0.3	14.0	10.8	0.3	1.5	12.1	0.3	0.4	0.8	7.0	22.6														
Lap 8	3	85	67	14	8	4	2	38	9	17	12	60	7	78	11	21	5	83	86	93	76	32	71	15	23	68	74	50	79	58	99	47	52	66	54	82														
Interval		9.1	0.1	0.2	1.1	3.2	1.2	2.4	5.2	1.3	0.2	1.7	3.2	3.1	0.4	3.3	0.3	0.5	1.7	0.4	0.9	0.3	0.5	0.5	3.9	0.5	15.4	13.0	0.9	1.4	11.9	0.3	0.2	2.1	8.8	25.4														
Lap 9	3	85	67	14	8	4	2	38	9	17	12	60	7	78	11	5	21	83	86	93	76	32	71	15	23	68	74	50	79	58	99	47	52	66	54	82														
Interval		10.0	0.1	0.8	0.3	3.3	2.5	1.9	5.5	1.8	0.4	2.9	2.1	4.3	0.4	2.1	1.4	0.2	2.4	0.0	0.5	0.5	0.6	0.4	5.5	0.8	15.6	15.9	0.1	1.4	13.4	0.6	0.2	2.1	12.5	27.0														
Lap 10	3	85	67	14	8	4	2	38	9	17	12	60	7	11	78	5	83	21	93	86	32	76	71	15	23	68	74	50	58	79	99	47	52	66	54	82														
Interval		10.9	0.1	0.2	0.8	3.1	3.3	3.2	4.2	2.4	0.4	4.6	0.5	4.8	1.2	0.2	1.5	2.8	0.5	1.1	0.3	0.5	0.4	0.3	7.3	1.0	16.1	19.2	0.7	0.0	13.4	0.3	1.1	1.8	16.0	33.4														
Lap 11	3	85	67	8	14	4	2	38	9	17	12	60	7	11	5	83	78	21	93	86	32	76	15	71	23	68	74	50	58																					
Interval		12.1	0.0	1.0	0.4	2.9	4.3	3.8	4.3	2.3	0.2	6.5	0.1	4.2	0.4	1.7	0.0	4.6	0.2	0.4	1.0	0.1	1.9	0.1	7.3	0.5	17.7	21.4	2.8																					



Superkart

Race 1 (R1)

Lap Time Analysis

For information purposes. No official / regulatory value

Laps	Sector 1	Sector 2	Sector 3	Lap Time	Laps	Sector 1	Sector 2	Sector 3	Lap Time	Laps	Sector 1	Sector 2	Sector 3	Lap Time
No.2 Bennett, Gavin					3	38.192	41.027	23.034	1:42.253	6	37.620	39.505	23.125	1:40.250
1	40.386	40.554	22.741	1:43.681	4	37.893	40.192	23.156	1:41.241	7	37.521	39.710	23.045	1:40.276
2	37.514	39.552	23.206	1:40.272	5	37.940	40.342	23.117	1:41.399	8	37.429	39.711	23.033	1:40.173
3	38.284	39.375	22.596	1:40.255	6	37.504	39.838	22.878	1:40.220	9	37.405	39.375	23.127	1:39.907
4	37.388	38.684	22.605	1:38.677	7	37.883	40.101	22.997	1:40.981	10	37.390	39.837	23.072	1:40.299
5	37.210	39.362	22.564	1:39.136	8	38.181	40.429	22.865	1:41.475	11	37.504	40.159	23.306	1:40.969
6	37.448	38.714	22.610	1:38.772	9	37.910	39.356	23.059	1:40.325	No.11 Sebastia, Alexandre				
7	37.790	39.620	22.495	1:39.905	10	37.815	39.421	23.239	1:40.475	1	41.181	41.994	23.289	1:46.464
8	37.812	39.184	22.831	1:39.827	11	37.643	39.413	23.432	1:40.488	2	37.907	40.759	23.248	1:41.914
9	37.982	39.300	22.840	1:40.122	No.7 Hentschel, Daniel					3	37.461	40.395	23.226	1:41.082
10	37.991	39.388	22.820	1:40.199	1	41.135	41.207	23.726	1:46.068	4	37.376	40.017	23.368	1:40.761
11	37.882	39.701	22.792	1:40.375	2	38.031	40.456	23.452	1:41.939	5	37.406	40.235	23.109	1:40.750
No.3 Kout, Adam					3	37.710	40.016	23.540	1:41.266	6	37.278	40.175	23.299	1:40.752
1	39.873	39.501	22.554	1:41.928	4	37.648	39.569	23.415	1:40.632	7	37.193	41.171	23.642	1:42.006
2	36.921	38.610	22.562	1:38.093	5	37.716	39.541	23.391	1:40.648	8	38.453	40.602	23.243	1:42.298
3	36.799	38.407	22.481	1:37.687	6	37.790	39.675	23.400	1:40.865	9	37.620	40.651	23.581	1:41.852
4	36.486	38.283	22.433	1:37.202	7	37.689	40.398	23.351	1:41.438	10	37.873	40.167	23.127	1:41.167
5	36.546	38.385	22.552	1:37.483	8	37.661	39.917	23.466	1:41.044	11	37.780	40.408	23.375	1:41.563
6	36.537	38.283	22.539	1:37.359	9	37.546	39.661	23.426	1:40.633	No.12 Malm, Stefan				
7	36.670	38.287	22.421	1:37.378	10	37.727	39.911	23.450	1:41.088	1	40.679	40.686	23.714	1:45.079
8	37.616	38.423	22.497	1:38.536	11	37.767	40.827	23.601	1:42.195	2	37.741	39.917	23.215	1:40.873
9	36.699	38.698	22.570	1:37.967	No.8 Maasmann, Marcel					3	37.533	39.737	23.344	1:40.614
10	36.785	38.792	23.192	1:38.769	1	40.119	40.196	22.731	1:43.046	4	37.492	39.645	23.296	1:40.433
11	36.938	38.802	22.529	1:38.269	2	37.065	40.007	23.153	1:40.225	5	37.504	39.823	23.130	1:40.457
No.4 Lilja, Henrik					3	37.716	39.206	22.898	1:39.820	6	37.759	39.747	23.310	1:40.816
1	40.098	40.150	22.689	1:42.937	4	36.910	39.021	23.040	1:38.971	7	37.575	39.625	22.983	1:40.183
2	37.061	39.482	23.411	1:39.954	5	36.843	38.608	22.897	1:38.348	8	37.543	39.730	22.997	1:40.270
3	37.421	39.330	22.691	1:39.442	6	36.773	38.571	22.684	1:38.028	9	37.588	39.667	23.353	1:40.608
4	37.225	39.172	23.394	1:39.791	7	36.803	38.996	23.093	1:38.892	10	37.688	39.962	23.260	1:40.910
5	37.239	39.587	22.860	1:39.686	8	37.014	38.644	22.653	1:38.311	11	37.820	39.439	23.419	1:40.678
6	37.172	38.968	22.592	1:38.732	9	36.722	39.119	22.858	1:38.699	No.14 Jost, Andreas				
7	37.531	39.125	22.749	1:39.405	10	36.914	39.320	23.388	1:39.622	1	39.441	40.304	22.941	1:42.686
8	37.313	38.847	22.575	1:38.735	11	37.175	38.833	23.124	1:39.132	2	37.300	39.234	22.633	1:39.167
9	37.058	39.139	22.684	1:38.881	No.9 Lehtinen, Vesa					3	36.972	39.084	22.541	1:38.597
10	37.145	39.032	23.235	1:39.412	1	40.499	40.418	23.188	1:44.105	4	36.934	39.024	22.925	1:38.883
11	37.238	39.075	23.024	1:39.337	2	37.488	40.207	23.015	1:40.710	5	36.947	39.178	22.708	1:38.833
No.5 Morley, Liam					3	37.447	39.586	23.086	1:40.119	6	37.342	38.855	22.818	1:39.015
1	40.695	42.249	24.085	1:47.029	4	37.526	39.518	23.148	1:40.192	7	37.076	39.072	22.825	1:38.973
2	37.795	40.933	23.461	1:42.189	5	37.725	39.957	23.093	1:40.775	8	37.055	38.969	22.661	1:38.685

01-03.08 Assen (NLD)

CIK-FIA European Superkart Championship, Round 1



Superkart

Race 1 (R1)

Lap Time Analysis

For information purposes. No official / regulatory value

Laps	Sector 1	Sector 2	Sector 3	Lap Time	Laps	Sector 1	Sector 2	Sector 3	Lap Time	Laps	Sector 1	Sector 2	Sector 3	Lap Time
9	37.206	39.528	22.822	1:39.556	5	38.197	40.085	23.304	1:41.586	8	37.159	39.282	23.228	1:39.669
10	36.789	39.389	22.935	1:39.113	6	38.048	40.216	23.349	1:41.613	9	37.253	39.389	23.011	1:39.653
11	37.208	39.410	23.843	1:40.461	7	38.265	40.493	23.496	1:42.254	10	37.702	40.586	23.225	1:41.513
No.15 Harvey, David					8	38.258	40.106	23.238	1:41.602	11	37.687	40.045	23.221	1:40.953
1	4:14.396	42.709	23.609	1:44.756	9	38.638	40.170	23.273	1:42.081	No.41 Rushforth, Simon				
2	38.348	40.958	23.839	1:43.145	10	39.210	40.713	23.442	1:43.365	1	43.829	47.970	28.766	2:00.565
3	38.314	41.664	23.494	1:43.472	11	38.462	40.725	23.338	1:42.525	No.47 Marggraf, Thomas				
4	38.175	40.824	23.118	1:42.117	No.23 Ranoarimanana, Kevin					1	42.738	45.268	25.177	1:53.183
5	38.247	40.404	23.210	1:41.861	1	41.573	43.209	24.451	1:49.233	2	39.865	44.417	25.379	1:49.661
6	38.190	41.041	23.316	1:42.547	2	38.824	41.129	24.004	1:43.957	3	39.405	43.880	24.673	1:47.958
7	37.808	40.646	23.219	1:41.673	3	38.653	40.805	23.412	1:42.870	4	39.899	43.853	25.128	1:48.880
8	37.890	40.510	23.335	1:41.735	4	37.833	40.668	23.492	1:41.993	5	39.331	42.610	24.655	1:46.596
9	37.807	40.390	23.290	1:41.487	5	38.197	40.716	23.528	1:42.441	6	38.975	42.755	24.528	1:46.258
10	37.838	40.466	23.365	1:41.669	6	38.058	40.498	23.326	1:41.882	7	39.152	42.901	25.183	1:47.236
11	38.120	40.982	23.978	1:43.080	7	37.958	40.797	23.708	1:42.463	8	39.711	42.956	24.435	1:47.102
No.16 Kinsey, Carl					8	38.329	40.893	23.580	1:42.802	9	39.494	42.899	25.267	1:47.660
1	41.694	43.439	24.326	1:49.459	9	38.456	40.953	23.743	1:43.152	10	38.981	42.746	24.483	1:46.210
2	39.107	41.734	23.883	1:44.724	10	38.609	40.853	23.943	1:43.405	No.49 Gjertsen, Erik Martin				
3	38.655	41.238	24.207	1:44.100	11	38.568	40.925	23.835	1:43.328	1	41.530	43.158	23.766	1:48.454
4	38.691	41.262	24.196	1:44.149	No.32 Westerdijk, Laurens					2	39.496	41.116	23.564	1:44.176
5	38.669	41.066	23.613	1:43.348	1	40.236	42.542	23.799	1:46.577	3	38.450	40.455	23.437	1:42.342
6	38.706	41.394	23.702	1:43.802	2	38.127	41.064	23.355	1:42.546	4	37.997	40.556	23.462	1:42.015
No.17 Hulme, Carl					3	38.217	40.895	23.435	1:42.547	5	37.967	40.934	25.981	1:44.882
1	40.273	40.307	23.251	1:43.831	4	38.432	40.610	23.137	1:42.179	No.50 Bakker, Jan				
2	37.422	40.129	23.390	1:40.941	5	38.042	40.804	23.521	1:42.367	1	41.655	43.134	24.546	1:49.335
3	37.450	39.492	23.147	1:40.089	6	38.613	40.118	23.050	1:41.781	2	38.963	42.581	24.876	1:46.420
4	37.608	39.500	23.313	1:40.421	7	38.447	40.497	23.207	1:42.151	3	39.372	42.195	25.424	1:46.991
5	37.928	39.653	23.669	1:41.250	8	38.085	40.305	23.121	1:41.511	4	39.025	41.886	24.459	1:45.370
6	37.855	39.714	23.244	1:40.813	9	38.010	40.216	23.301	1:41.527	5	39.495	42.020	25.262	1:46.777
7	37.717	39.799	23.325	1:40.841	10	37.980	40.307	23.217	1:41.504	6	39.650	42.346	25.125	1:47.121
8	37.377	39.804	23.129	1:40.310	11	37.830	40.439	23.939	1:42.208	7	39.142	42.280	24.884	1:46.306
9	37.450	39.391	23.569	1:40.410	No.38 Kleinemeyer, Guido					8	39.293	41.828	25.361	1:46.482
10	37.606	39.987	23.293	1:40.886	1	40.093	39.920	22.707	1:42.720	9	39.232	42.233	25.203	1:46.668
11	37.516	39.803	23.571	1:40.890	2	37.473	40.168	23.219	1:40.860	10	40.123	42.031	25.154	1:47.308
No.21 Vejen, Henrik					3	37.744	40.142	23.200	1:41.086	11	39.286	42.447	24.966	1:46.699
1	41.241	41.763	23.497	1:46.501	4	37.164	39.130	22.823	1:39.117	No.52 Albin, Marc				
2	38.849	40.862	23.709	1:43.420	5	37.370	39.118	22.642	1:39.130	1	42.707	45.120	25.446	1:53.273
3	37.975	40.399	23.752	1:42.126	6	37.225	39.801	23.021	1:40.047	2	40.437	43.750	25.026	1:49.213
4	38.070	39.969	23.288	1:41.327	7	37.387	39.612	23.040	1:40.039	3	40.128	43.477	25.358	1:48.963



Superkart

Race 1 (R1)

Lap Time Analysis

For information purposes. No official / regulatory value

Laps	Sector 1	Sector 2	Sector 3	Lap Time	Laps	Sector 1	Sector 2	Sector 3	Lap Time	Laps	Sector 1	Sector 2	Sector 3	Lap Time
4	40.262	43.779	25.242	1:49.283	3	37.645	40.208	23.141	1:40.994	7	38.230	41.039	23.615	1:42.884
5	39.723	42.481	24.460	1:46.664	4	37.462	40.061	22.894	1:40.417	8	38.368	41.239	24.079	1:43.686
6	39.753	42.545	24.519	1:46.817	5	37.317	39.751	23.054	1:40.122	9	38.118	41.629	23.784	1:43.531
7	39.565	42.448	24.779	1:46.792	6	37.576	40.127	23.313	1:41.016	10	38.454	41.273	23.823	1:43.550
8	39.828	42.513	24.577	1:46.918	7	37.324	39.751	23.288	1:40.363	11	38.575	40.859	23.462	1:42.896
9	39.864	42.371	25.379	1:47.614	8	37.320	40.037	23.197	1:40.554	No.71 Chermaz, Carlo Alberto				
10	40.267	42.618	24.187	1:47.072	9	37.731	40.351	23.679	1:41.761	1	41.881	42.489	23.724	1:48.094
No.54 Zoutman, Fokko					10	38.458	40.477	23.739	1:42.674	2	38.340	41.041	23.292	1:42.673
1	42.308	45.048	25.097	1:52.453	11	38.244	40.131	24.215	1:42.590	3	38.539	41.202	23.177	1:42.918
2	40.353	44.275	25.225	1:49.853	No.66 Lundgren, Patrik					4	37.997	40.405	23.154	1:41.556
3	40.364	44.616	24.832	1:49.812	1	42.080	44.959	25.150	1:52.189	5	37.770	41.395	23.412	1:42.577
4	40.343	42.914	25.642	1:48.899	2	41.153	44.310	25.165	1:50.628	6	38.204	40.604	23.153	1:41.961
5	40.622	43.772	25.071	1:49.465	3	40.268	43.593	25.232	1:49.093	7	38.072	39.809	23.207	1:41.088
6	40.319	43.575	25.032	1:48.926	4	40.029	43.879	25.374	1:49.282	8	38.969	41.319	23.187	1:43.475
7	40.394	43.279	25.507	1:49.180	5	41.433	42.716	24.366	1:48.515	9	38.090	40.366	23.161	1:41.617
8	40.523	43.878	25.525	1:49.926	6	39.645	42.439	24.444	1:46.528	10	38.038	40.481	23.286	1:41.805
9	41.055	44.775	25.579	1:51.409	7	39.222	42.675	24.411	1:46.308	11	37.944	41.112	24.535	1:43.591
10	40.974	43.747	25.394	1:50.115	8	40.941	42.855	24.388	1:48.184	No.74 Robert, Gregory				
No.55 Gerber, Philippe					9	39.455	43.770	24.424	1:47.649	1	41.505	43.547	24.279	1:49.331
1	40.924	42.840	24.241	1:48.005	10	39.785	42.557	24.349	1:46.691	2	39.039	42.082	24.384	1:45.505
2	38.807	41.663	24.497	1:44.967	No.67 Elkmann, Peter					3	39.298	41.398	24.298	1:44.994
3	38.974	41.523	24.269	1:44.766	1	38.991	39.750	22.824	1:41.565	4	39.004	41.730	23.855	1:44.589
4	38.758	42.343	24.812	1:45.913	2	37.664	38.994	22.702	1:39.360	5	38.895	41.200	23.952	1:44.047
5 IN	39.272	41.694	1:00.873	2:21.839	3	37.497	39.167	22.724	1:39.388	6	39.060	41.317	23.884	1:44.261
No.58 Focque, Pierre					4	37.002	39.179	22.621	1:38.802	7	39.199	42.039	24.052	1:45.290
1	41.639	43.867	24.914	1:50.420	5	36.868	39.466	22.854	1:39.188	8	39.137	41.702	23.869	1:44.708
2	39.452	42.479	24.689	1:46.620	6	37.821	39.151	22.625	1:39.597	9	38.906	40.923	23.924	1:43.753
3	39.499	42.460	24.721	1:46.680	7	36.816	38.960	22.510	1:38.286	10	38.943	41.325	23.802	1:44.070
4	39.314	42.369	24.680	1:46.363	8	36.888	38.988	22.726	1:38.602	11	38.876	41.540	24.050	1:44.466
5	39.378	42.562	24.884	1:46.824	9	37.014	39.153	22.766	1:38.933	No.76 Aebischer, Etienne				
6	39.556	42.268	24.616	1:46.440	10	36.903	40.092	22.707	1:39.702	1	41.201	42.185	23.493	1:46.879
7	39.245	42.427	24.703	1:46.375	11	37.202	39.121	22.920	1:39.243	2	38.593	41.707	23.617	1:43.917
8	39.903	42.678	24.668	1:47.249	No.68 Goullancourt, Julien					3	37.895	41.745	23.508	1:43.148
9	39.581	41.836	24.568	1:45.985	1	41.893	44.056	24.653	1:50.602	4	38.006	40.127	23.696	1:41.829
10	39.368	42.092	24.890	1:46.350	2	38.424	41.979	23.744	1:44.147	5	38.669	40.624	23.516	1:42.809
11	39.088	43.975	25.765	1:48.828	3	38.066	41.183	23.385	1:42.634	6	37.913	40.347	23.369	1:41.629
No.60 Urhofer, Thomas					4	37.775	40.698	23.422	1:41.895	7	37.589	40.160	23.412	1:41.161
1	40.835	41.477	23.144	1:45.456	5	37.752	40.788	23.506	1:42.046	8	38.506	40.999	23.133	1:42.638
2	37.708	40.002	23.063	1:40.773	6	37.930	40.631	23.627	1:42.188	9	37.765	40.300	23.210	1:41.275



Superkart

Race 1 (R1)

Lap Time Analysis

For information purposes. No official / regulatory value

Laps	Sector 1	Sector 2	Sector 3	Lap Time	Laps	Sector 1	Sector 2	Sector 3	Lap Time	Laps	Sector 1	Sector 2	Sector 3	Lap Time
10	38.240	41.108	23.268	1:42.616	10	41.693	47.378	27.428	1:56.499	9	38.081	40.340	23.626	1:42.047
11	38.312	40.174	23.339	1:41.825						10	38.817	40.134	23.471	1:42.422
No.78 Dredge, Jason					No.83 Vayssie, Cyril					No.93 Bjerger, Ingvar				
1	40.923	41.620	23.291	1:45.834	1	41.507	42.713	24.134	1:48.354	1	41.507	42.827	23.863	1:48.197
2	38.766	41.550	23.471	1:43.787	2	37.626	40.989	23.545	1:42.160	2	38.202	41.246	23.904	1:43.352
3	37.599	40.076	22.969	1:40.644	3	38.037	41.038	23.282	1:42.357	3	38.233	41.192	23.565	1:42.990
4	37.490	39.692	23.449	1:40.631	4	37.712	40.645	23.108	1:41.465	4	37.706	39.996	23.843	1:41.545
5	37.599	40.066	23.346	1:41.011	5	37.861	40.467	23.464	1:41.792	5	37.983	39.784	23.612	1:41.379
6	37.831	39.576	23.154	1:40.561	6	37.746	40.386	23.341	1:41.473	6	38.075	40.399	23.348	1:41.822
7	37.363	40.304	23.168	1:40.835	7	37.432	40.436	23.194	1:41.062	7	38.441	39.833	22.970	1:41.244
8	38.821	40.076	23.463	1:42.360	8	37.336	39.960	23.200	1:40.496	8	38.334	39.991	22.903	1:41.228
9	38.055	40.248	23.573	1:41.876	9	37.930	40.208	23.216	1:41.354	9	37.835	40.482	23.343	1:41.660
10	38.442	40.680	23.802	1:42.924	10	37.445	39.676	23.229	1:40.350	10	38.113	39.825	23.236	1:41.174
11	38.703	40.125	23.592	1:42.420	11	37.272	40.102	23.315	1:40.689	11	38.081	40.709	23.404	1:42.194
No.79 Raittinen, Pasi Olavi					No.84 Hempshall, Victor					No.97 Verhaar, Mark				
1	41.380	43.352	24.385	1:49.117	1	43.895	46.606	25.772	1:56.273	1	41.351	41.821	23.556	1:46.728
2	39.157	42.158	24.915	1:46.230	2	40.999	44.901	25.771	1:51.671	2	38.865	41.746	24.228	1:44.839
3	39.716	42.151	24.200	1:46.067	3	40.890	45.560	25.639	1:52.089	3	38.681	43.007	23.694	1:45.382
4	39.528	41.772	24.280	1:45.580	4	40.680	44.262	25.684	1:50.626	4	38.197	41.782	33.336	1:53.315
5	41.143	41.811	24.534	1:47.488	No.85 Kievitsbosch, Arjan					No.99 Bischoff, Roland				
6	39.970	42.161	24.283	1:46.414	1	39.544	40.167	22.567	1:42.278	1	42.356	44.949	25.279	1:52.584
7	40.769	41.608	24.123	1:46.500	2	37.090	38.876	22.463	1:38.429	2	40.680	43.617	24.862	1:49.159
8	41.002	42.542	24.242	1:47.786	3	37.029	39.212	22.816	1:39.057	3	39.496	43.224	25.204	1:47.924
9	39.641	41.545	24.751	1:45.937	4	36.881	38.971	22.850	1:38.702	4	39.677	43.268	24.812	1:47.757
10	39.741	42.160	26.024	1:47.925	5	37.015	39.472	22.870	1:39.357	5	39.781	43.157	24.973	1:47.911
No.80 Fred, Juha					6	37.091	39.100	22.822	1:39.013	6	39.860	42.992	24.934	1:47.786
1	41.903	43.120	24.654	1:49.677	7	37.071	38.828	22.806	1:38.705	7	39.594	43.017	25.209	1:47.820
2	38.921	41.456	23.996	1:44.373	8	36.904	38.992	22.817	1:38.713	8	39.652	42.985	24.438	1:47.075
3	38.913	41.447	23.531	1:43.891	9	37.048	39.093	22.813	1:38.954	9	39.688	42.454	25.256	1:47.398
No.82 Legoubin, Arnaud					10	36.928	39.902	22.799	1:39.629	10	39.216	42.800	24.482	1:46.498
1	42.304	45.739	25.988	1:54.031	11	37.001	39.313	23.107	1:39.421					
2	41.211	44.258	26.114	1:51.583	No.86 Knook, Rob									
3	41.296	44.871	26.485	1:52.652	1	40.802	41.756	23.436	1:45.994					
4	41.357	44.645	26.558	1:52.560	2	38.132	41.089	23.795	1:43.016					
5	41.850	44.530	26.599	1:52.979	3	38.202	40.550	23.500	1:42.252					
6	41.952	44.791	26.495	1:53.238	4	37.728	40.411	23.604	1:41.743					
7	41.778	44.703	27.015	1:53.496	5	38.112	40.309	23.476	1:41.897					
8	41.434	44.216	27.050	1:52.700	6	37.982	40.440	23.469	1:41.891					
9	41.340	44.726	26.928	1:52.994	7	38.509	40.676	23.318	1:42.503					
					8	37.904	40.486	23.460	1:41.850					



Superkart

Race 1 (R1) Starting Grid

Document 5

Subject to scrutineering & sporting investigations

41	Rushforth, Simon Spyda / Pavesi	2:24.849	24	69	Vandemeulebroucke, Thierry Anderson / FPE	
47	Marggraf, Thomas PVP / PVP	1:51.090	23	82	Legoubin, Arnaud Anderson / VM	1:51.749
66	Lundgren, Patrik PVP / PVP	1:49.627	22	54	Zoutman, Fokko MS Kart / VM	1:50.405
5	Morley, Liam Anderson / DEA	1:47.205	21	84	Hempshall, Victor PVP / FPE	1:49.040
79	Raittinen, Pasi Olavi PVP / PVP	1:46.123	20	52	Albin, Marc PVP / FPE	1:46.444
50	Bakker, Jan Anderson / PVP	1:45.298	19	99	Bischoff, Roland MS Kart / VM	1:45.367
59	Nilsson, Robin Nibor / DEA	1:44.906	18	58	Focque, Pierre PVP / FPE	1:45.058
55	Gerber, Philippe PVP / FPE	1:44.343	17	49	Gjertsen, Erik Martin PVP / PVP	1:44.369
32	Westerdijk, Laurens MS Kart / VM	1:43.651	16	16	Kinsey, Carl Anderson / FPE	1:44.161
74	Robert, Gregory Anderson / FPE	1:42.252	15	23	Ranoarimanana, Kevin MS Kart / VM	1:42.697
86	Knook, Rob MS Kart / VM	1:41.957	14	83	Vayssie, Cyril MS Kart / VM	1:42.163
63	Euser, Cor MS Kart / VM	1:41.428	13	80	Fred, Juha PVP / PVP	1:41.896
93	Bjerge, Ingvar Anderson / FPE	1:41.153	12	11	Sebastia, Alexandre Anderson / DEA	1:41.305
71	Chermaz, Carlo Alberto PVP / Rotax	1:40.792	11	60	Urhofer, Thomas Anderson / FPE	1:40.963
78	Dredge, Jason Anderson / PVP	1:40.682	10	76	Aebischer, Etienne PVP / FPE	1:40.781
9	Lehtinen, Vesa Anderson / DEA	1:40.317	9	15	Harvey, David Anderson / VM	1:40.363

Start : 02/08 - 11:00 11 Laps = 50,105 Km

01-03.08 Assen (NLD)

CIK-FIA European Superkart Championship, Round 1



















Superkart

Race 1 (R1)

Document 5

Starting Grid

Subject to scrutineering & sporting investigations

21	Vejen, Henrik PVP / PVP	 1:39.957	8	68	Goullancourt, Julien Anderson / DEA	 1:40.116
12	Malm, Stefan Nibor / DEA	 1:39.816	7	17	Hulme, Carl Anderson / FPE	 1:39.862
7	Hentschel, Daniel Anderson / DEA	 1:39.288	6	97	Verhaar, Mark MS Kart / VM	 1:39.634
4	Lilja, Henrik PVP / PVP	 1:38.819	5	22	Reinke, Jürgen Anderson / VM	 1:38.969
38	Kleinemeyer, Guido PVP / DEA	 1:38.264	4	8	Maasmann, Marcel Anderson / FPE	 1:38.415
14	Jost, Andreas Anderson / VM	 1:37.835	3	85	Kievitsbosch, Arjan MS Kart / VM	 1:37.855
67	Elkmann, Peter MS Kart / VM	 1:37.140	2	2	Bennett, Gavin Anderson / DEA	 1:37.698
3	Kout, Adam MS Kart / DEA	 1:35.785	1	1	Vinuales, Emmanuel Anderson / DEA	 1:37.111

POLE POSITION



Start : 02/08 - 11:00 11 Laps = 50,105 Km

Assen (NLD) 01-03/08/2014

Page 2 / 2

CIK-FIA

Apex Timing 