

04-07/06 Donington Park (GBR)  
CIK-FIA European Superkart Championship, Round 1



# RESULTS BOOKLET



# 05-07/06 Donington Park (GBR)

## CIK-FIA European Superkart Championship, Round 1



### Superkart

### Championship standing after Donington (GBR)

For information purposes. No official / regulatory value

Rnk	No	Driver	Nat	GBR 1	GBR 2	FRA 1	FRA 2	NLD 1	NLD 2	Points
1	3	Elkmann, Peter		20	25	-	-	-	-	45
1	2	Kout, Adam		25	20	-	-	-	-	45
3	4	Lilja, Henrik		13	10	-	-	-	-	23
4	5	Bennett, Gavin		4	16	-	-	-	-	20
5	8	Maasmann, Marcel		9	11	-	-	-	-	20
6	96	Craven, Charles		8	9	-	-	-	-	17
7	1	Vinuales, Emmanuel		16	0	-	-	-	-	16
8	78	Dredge, Jason		11	4	-	-	-	-	15
9	6	Jost, Andreas		0	13	-	-	-	-	13
10	15	Hulme, Carl		10	3	-	-	-	-	13
11	97	Verhaar, Mark		5	8	-	-	-	-	13
12	47	Marggraf, Thomas		0	7	-	-	-	-	7
13	60	Kinsey, Carl		7	0	-	-	-	-	7
14	21	Harvey, David		6	1	-	-	-	-	7
15	70	Hempshall, Victor		0	6	-	-	-	-	6
16	41	Rushforth, Simon		1	5	-	-	-	-	6
17	46	Chapeau, Laurent		2	2	-	-	-	-	4
18	90	Kruse, Kai		3	0	-	-	-	-	3
19	11	Lehtinen, Vesa		0	0	-	-	-	-	0
20	92	Nuy, Bart		0	0	-	-	-	-	0
21	16	Morley, Liam		0	0	-	-	-	-	0
22	86	Knook, Rob		0	0	-	-	-	-	0

04-07/06 Donington Park (GBR)  
CIK-FIA European Superkart Championship, Round 1



# *Final* **Phase**



# 04-07/06 Donington Park (GBR)

## CIK-FIA European Supercart Championship, Round 1



# Supercart

## Race 2 (GBR2)

## Document 9.1 OFFICIAL

### Results

Subject to scrutineering & sporting investigations

Rnk	No.	Entrant	Nat	Driver	Nat	Equipment	Laps	Gap	Interv.	Best Lap	[QP-GBR1]
1	▲1	3	DEU	Elkmann, Peter	DEU	MS Kart / VM	13			1:27.176	[2-2]
2	▼1	2	CZE	Kout, Adam	CZE	MS Kart / DEA	13	0.722	0.722	1:27.179	[1-1]
3	▲1	5	GBR	Bennett, Gavin	GBR	Anderson / DEA	13	18.797	18.075	1:28.100	[4-12]
4	▲1	6	DEU	Jost, Andreas	DEU	Anderson / VM	13	28.413	9.616	1:29.117	[5-21]
5	▲1	8	NLD	Maasmann, Marcel	NLD	Anderson / FPE	13	32.080	3.667	1:28.771	[6-7]
6	▲1	4	DNK	Lilja, Henrik	DNK	PVP / PVP	13	32.437	0.357	1:29.024	[7-4]
7	▲6	96	GBR	Craven, Charles	GBR	MS Kart / VM	13	57.611	25.174	1:30.996	[13-8]
8	▲8	97	NLD	Verhaar, Mark	NLD	MS Kart / VM	13	1:24.126	26.515	1:32.875	[16-11]
9	▲9	47	DEU	Marggraf, Thomas	DEU	PVP / PVP	12	1 Lap	1 Lap	1:35.958	[18-17]
10	▲10	70	GBR	Hempshall, Victor	GBR	PVP / FPE	12	1 Lap	4.510	1:36.982	[20-16]
11	▲11	41	GBR	Rushforth, Simon	GBR	Spyda / FPE	12	1 Lap	7.400	1:36.635	[22-15]
12	▼4	78	GBR	Dredge, Jason	GBR	Anderson / PVP	11	2 Laps	1 Lap	1:28.711	[8-5]
13	▼4	15	GBR	Hulme, Carl	GBR	Anderson / FPE	9	4 Laps	2 Laps	1:28.821	[9-6]
14	▲5	46	FRA	Chapeau, Laurent	FRA	PVP / FPE	9	4 Laps	59.150	1:34.999	[19-14]
15	=	21	GBR	Harvey, David	GBR	Anderson / VM	7	6 Laps	2 Laps	1:32.577	[15-10]
16	▲1	90	DEU	Automobil-Club Höxter e.V. im	DEU	Anderson / DEA	5	8 Laps	2 Laps	1:34.496	[17-13]
17	▼14	1	FRA	Vinuales, Emmanuel	FRA	Anderson / VM	3	10 Laps	2 Laps	1:28.180	[3-3]
18	▼4	60	GBR	Kinsey, Carl	GBR	Anderson / VM	3	10 Laps	14.701	1:32.516	[14-9]
19	▼9	92	NLD	Nuy, Bart	NLD	MS Kart / VM	3	10 Laps	35.421	1:40.692	[10-20]
20	▼9	11	FIN	Lehtinen, Vesa	FIN	Anderson / DEA	1	12 Laps	2 Laps	1:36.501	[11-18]
21	=	16	GBR	Morley, Liam	GBR	Anderson / DEA	1	12 Laps	27.799	2:02.245	[21-19]

### Not Classified

	86	Knook, Rob	NLD	Knook, Rob	NLD	MS Kart / VM		DNS			[12-DNS]
--	----	------------	-----	------------	-----	--------------	--	-----	--	--	----------

Leaders : No.3 Elkmann, Peter (1-13)

Start Time : 07/06 - 12:48:27

Best Lap : No.3 Elkmann, Peter

1:27.176 165,30 Kph

Weather : Slightly cloudy Air : 16°C Track : Dry

Event Record : No.2 Kout, Adam

1:26.446 166,70 Kph



# 04-07/06 Donington Park (GBR)

## CIK-FIA European Superkart Championship, Round 1



# Superkart

## Race 2 (GBR2)

### Lap Chart

For information purposes. No official / regulatory value

	1	2	3	4	5	6	7	8	9	10	11	12	13	14	15	16	17	18	19	20	21	22
Grid	2	3	1	5	6	8	4	78	15	92	11	<del>86</del>	96	60	21	97	90	47	46	70	16	41
Start	2	3	5	1	8	6	4	78	15	92	11	96	21	60	90	97	46	47	70	41	16	
Lap 1 Interval	3	2 1.1	1 1.3	5 0.1	78 1.2	4 0.2	6 0.0	15 0.8	8 0.3	96 0.3	21 0.8	<del>11</del> 0.7	60 0.4	90 1.5	97 1.2	46 0.8	92 0.1	70 0.9	41 1.2	47 2.1	<del>16</del> 19.2	
Lap 2	3	2 1.8	1 1.4	5 0.3	6 2.9	4 0.4	78 0.5	15 0.2	8 0.2	96 1.5	21 2.5	60 4.6	90 0.5	97 0.4	46 2.4	70 2.4	41 3.8	47 0.1	92 4.1			
Lap 3	3	2 1.8	5 2.5	<del>1</del> 2.9	6 2.0	4 0.8	78 1.0	15 0.0	8 0.5	96 1.8	21 3.6	<del>60</del> 4.6	97 2.7	90 1.0	46 2.9	70 3.5	47 3.8	41 2.2	<del>92</del> 19.0			
Lap 4	3	2 1.8	5 3.1	6 6.1	4 1.3	78 1.0	8 0.4	15 0.0	96 3.2	21 5.4	97 7.8	90 2.2	46 3.6	70 6.4	47 2.0	41 4.3						
Lap 5	3	2 1.9	5 4.3	6 6.7	4 1.3	78 1.0	8 1.0	15 0.4	96 4.5	21 7.0	97 8.4	46 7.2	<del>90</del> 2.4	70 6.5	47 0.9	41 5.6						
Lap 6	3	2 2.0	5 6.0	6 7.3	4 0.9	78 0.7	8 1.5	15 0.7	96 6.1	21 8.8	97 9.9	46 14.6	70 5.4	47 0.2	41 5.8							
Lap 7	3	2 2.1	5 7.3	6 7.8	4 1.8	78 0.3	8 0.6	15 0.7	96 8.8	<del>21</del> 10.3	97 10.1	46 17.4	47 6.8	70 1.5	41 3.5							
Lap 8	3	2 2.0	5 8.6	6 9.4	4 1.2	78 0.1	8 0.4	15 1.1	96 11.4	97 21.7	46 19.4	47 7.5	70 3.1	41 4.9								
Lap 9	3	2 1.3	5 10.5	6 9.2	4 1.7	8 1.1	78 0.2	<del>15</del> 0.1	96 14.0	97 22.5	<del>46</del> 22.5	47 8.2	70 4.3	41 4.9								
Lap 10	3	2 1.5	5 11.8	6 9.0	4 1.6	8 0.8	78 1.1	96 16.0	97 23.7	47 35.3	70 4.1	41 5.6										
Lap 11	3	2 1.4	5 13.6	6 9.0	4 1.9	8 0.4	<del>78</del> 1.1	96 19.9	97 24.4	47 38.7	70 4.7	41 7.0										
Lap 12	3	2 1.2	5 16.2	6 8.9	4 3.0	8 0.4	96 23.1	97 25.4	<del>47</del> 42.7	<del>70</del> 4.5	<del>41</del> 7.4											
Lap 13	3	2 0.7	5 18.0	6 9.6	8 3.6	4 0.3	96 25.1	97 26.5														

# 04-07/06 Donington Park (GBR)

## CIK-FIA European Superkart Championship, Round 1



### Superkart

### Race 2 (GBR2)

### Lap Time Analysis

For information purposes. No official / regulatory value

Laps	Sector 1	Spd 1	Sector 2	Spd 2	Sector 3	Lap Time	Laps	Sector 1	Spd 1	Sector 2	Spd 2	Sector 3	Lap Time
<b>No.1 Vinuales, Emmanuel</b>							7	19.374	216,0	34.920	208,4	35.724	1:30.018
1	<b>21.484</b>	216,8	<b>35.108</b>	<b>212,1</b>	<b>35.653</b>	<b>1:32.245</b>	8	19.447	217,3	34.629	208,4	35.427	1:29.503
2	<b>19.091</b>	214,7	<b>34.102</b>	209,7	<b>34.987</b>	<b>1:28.180</b>	9	19.465	217,3	34.851	208,4	35.433	1:29.749
3	<b>18.986</b>	<b>217,7</b>	<b>34.006</b>	210,5	38.465	1:31.457	10	19.458	215,5	34.853	207,2	34.941	1:29.252
<b>No.2 Kout, Adam</b>							11	19.386	215,1	34.888	208,4	35.166	1:29.440
1	<b>21.161</b>	221,3	<b>35.000</b>	<b>214,7</b>	<b>35.104</b>	<b>1:31.265</b>	12	19.415	217,7	35.964	208,0	35.361	1:30.740
2	<b>18.954</b>	220,4	<b>34.129</b>	212,5	<b>35.003</b>	<b>1:28.086</b>	13	19.660	203,0	35.031	206,5	35.993	1:30.684
3	<b>18.704</b>	220,4	<b>34.081</b>	212,1	<b>34.619</b>	<b>1:27.404</b>	<b>No.5 Bennett, Gavin</b>						
4	18.822	219,9	34.116	211,3	<b>34.547</b>	1:27.485	1	<b>21.075</b>	<b>220,8</b>	<b>35.869</b>	<b>211,7</b>	<b>35.554</b>	<b>1:32.498</b>
5	18.851	220,4	<b>33.943</b>	213,0	<b>34.508</b>	<b>1:27.302</b>	2	<b>19.445</b>	220,4	<b>34.182</b>	207,6	<b>34.737</b>	<b>1:28.364</b>
6	18.941	221,3	<b>33.912</b>	213,8	<b>34.405</b>	<b>1:27.258</b>	3	<b>19.123</b>	219,5	<b>33.965</b>	207,2	35.012	<b>1:28.100</b>
7	18.944	220,4	<b>33.839</b>	212,1	34.527	1:27.310	4	19.445	216,0	34.146	208,0	<b>34.520</b>	1:28.111
8	18.809	219,9	33.935	213,0	34.477	<b>1:27.221</b>	5	19.443	217,3	34.218	207,6	34.814	1:28.475
9	18.950	220,4	34.023	212,5	34.511	1:27.484	6	19.259	219,5	34.299	208,4	35.344	1:28.902
10	18.993	220,8	34.265	212,1	34.934	1:28.192	7	19.198	217,7	34.326	209,3	35.121	1:28.645
11	18.922	221,3	34.004	212,1	34.461	1:27.387	8	19.193	219,5	34.221	209,7	35.077	1:28.491
12	18.844	<b>222,6</b>	33.998	211,7	<b>34.337</b>	<b>1:27.179</b>	9	19.330	219,5	34.374	207,2	35.750	1:29.454
13	18.752	221,7	33.998	211,3	34.434	1:27.184	10	19.425	217,3	34.543	206,1	35.456	1:29.424
<b>No.3 Elkmann, Peter</b>							11	19.430	218,1	34.693	205,7	35.141	1:29.264
1	<b>20.796</b>	221,7	<b>34.640</b>	<b>213,4</b>	<b>34.537</b>	<b>1:29.973</b>	12	19.557	204,5	34.880	206,1	35.254	1:29.691
2	<b>18.918</b>	222,6	<b>33.976</b>	213,0	<b>34.528</b>	<b>1:27.422</b>	13	19.476	217,7	34.625	206,5	34.954	1:29.055
3	18.985	216,8	34.038	210,9	<b>34.390</b>	<b>1:27.413</b>	<b>No.6 Jost, Andreas</b>						
4	19.028	220,4	34.150	211,3	<b>34.279</b>	1:27.457	1	<b>21.603</b>	198,8	<b>36.568</b>	<b>214,2</b>	<b>35.778</b>	<b>1:33.949</b>
5	<b>18.813</b>	219,5	34.127	212,1	<b>34.236</b>	<b>1:27.176</b>	2	<b>19.497</b>	<b>222,6</b>	<b>34.616</b>	210,5	<b>35.641</b>	<b>1:29.754</b>
6	18.818	<b>223,1</b>	33.990	212,5	34.384	1:27.192	3	<b>19.305</b>	219,0	34.935	204,9	35.872	1:30.112
7	18.908	218,1	33.996	213,0	34.327	1:27.231	4	19.327	216,4	<b>34.605</b>	206,1	<b>35.324</b>	<b>1:29.256</b>
8	<b>18.773</b>	219,9	34.090	212,1	34.465	1:27.328	5	19.323	215,1	<b>34.482</b>	206,1	<b>35.312</b>	<b>1:29.117</b>
9	18.835	222,6	34.006	211,7	35.322	1:28.163	6	<b>19.246</b>	215,5	34.935	205,3	<b>35.263</b>	1:29.444
10	19.108	222,6	34.518	<b>213,4</b>	34.296	1:27.922	7	<b>19.177</b>	217,3	34.720	206,1	<b>35.231</b>	1:29.128
11	18.871	222,6	34.278	209,7	34.426	1:27.575	8	19.224	216,8	34.831	207,6	36.090	1:30.145
12	<b>18.757</b>	221,7	34.409	208,0	<b>34.185</b>	1:27.351	9	<b>19.170</b>	217,3	34.606	205,7	35.459	1:29.235
13	18.967	222,2	34.252	206,8	34.481	1:27.700	10	19.273	217,3	34.702	203,3	35.296	1:29.271
<b>No.4 Lilja, Henrik</b>							11	<b>19.157</b>	218,6	34.542	205,7	35.507	1:29.206
1	<b>21.552</b>	201,1	<b>36.158</b>	<b>213,4</b>	<b>36.060</b>	<b>1:33.770</b>	12	19.188	213,8	34.871	204,9	35.551	1:29.610
2	<b>19.628</b>	<b>219,5</b>	<b>34.977</b>	211,7	<b>35.597</b>	<b>1:30.202</b>	13	19.288	219,5	34.667	204,9	35.768	1:29.723
3	<b>19.422</b>	218,6	35.294	207,6	35.872	1:30.588	<b>No.8 Maasmann, Marcel</b>						
4	<b>19.400</b>	218,1	<b>34.908</b>	208,4	<b>35.393</b>	<b>1:29.701</b>	1	<b>21.862</b>	191,4	<b>36.935</b>	208,0	<b>36.412</b>	<b>1:35.209</b>
5	19.507	216,8	<b>34.733</b>	210,1	<b>34.926</b>	<b>1:29.166</b>	2	<b>19.463</b>	217,3	<b>34.537</b>	211,3	<b>36.033</b>	<b>1:30.033</b>
6	<b>19.262</b>	218,1	<b>34.383</b>	209,3	35.379	<b>1:29.024</b>	3	19.478	217,7	34.896	211,3	36.778	1:31.152

# 04-07/06 Donington Park (GBR)

## CIK-FIA European Superkart Championship, Round 1



# Superkart

## Race 2 (GBR2)

### Lap Time Analysis

For information purposes. No official / regulatory value

Laps	Sector 1	Spd 1	Sector 2	Spd 2	Sector 3	Lap Time
4	19.362	216,4	34.347	211,7	35.901	1:29.610
5	19.500	215,1	34.796	210,5	35.378	1:29.674
6	19.193	215,5	34.511	208,0	35.433	1:29.137
7	19.215	216,0	34.174	207,6	35.382	1:28.771
8	19.241	219,9	34.213	211,3	35.708	1:29.162
9	19.311	220,4	34.588	213,4	36.373	1:30.272
10	19.229	216,8	34.458	208,4	35.291	1:28.978
11	19.312	217,7	34.445	207,6	35.284	1:29.041
12	19.342	219,9	35.613	211,3	35.726	1:30.681
13	19.478	212,1	34.829	210,9	35.606	1:29.913

**No.11 Lehtinen, Vesa**

1	21.848	210,9	37.592	210,5	37.061	1:36.501
---	--------	-------	--------	-------	--------	----------

**No.15 Hulme, Carl**

1	21.369	197,0	36.424	218,1	36.582	1:34.375
2	19.306	216,8	34.722	214,2	36.112	1:30.140
3	19.332	219,9	34.535	209,3	37.047	1:30.914
4	19.076	219,0	34.460	213,8	36.595	1:30.131
5	19.223	221,3	34.868	211,7	36.023	1:30.114
6	19.155	216,8	34.502	200,7	35.753	1:29.410
7	18.937	217,3	34.404	213,0	35.480	1:28.821
8	19.490	216,8	34.295	212,5	35.793	1:29.578
9	19.097	221,7	34.194	214,2	36.138	1:29.429

**No.16 Morley, Liam**

1						2:02.245
---	--	--	--	--	--	----------

**No.21 Harvey, David**

1	21.221	182,1	37.713	205,7	36.663	1:35.597
2	19.872	212,5	36.119	201,1	36.942	1:32.933
3	19.827	208,0	35.717	201,1	37.033	1:32.577
4	20.022	207,6	35.982	200,3	36.776	1:32.780
5	19.898	210,1	35.974	201,1	37.121	1:32.993
6	20.046	209,3	35.893	200,3	36.851	1:32.790
7	19.981	208,4	36.144	199,6	37.009	1:33.134

**No.41 Rushforth, Simon**

1	22.864	172,5	39.446	191,1	38.619	1:40.929
2	20.906	185,2	39.499	188,4	39.693	1:40.098
3	21.624	184,3	39.027	189,4	38.512	1:39.163
4	20.907	189,1	38.848	188,4	38.739	1:38.494
5	21.251	192,1	38.559	188,8	37.994	1:37.804
6	20.916	190,8	38.272	190,1	38.215	1:37.403

Laps	Sector 1	Spd 1	Sector 2	Spd 2	Sector 3	Lap Time
7	20.775	192,5	37.830	190,1	38.030	1:36.635
8	20.921	190,1	38.526	189,1	39.480	1:38.927
9	20.875	190,8	38.291	188,8	38.823	1:37.989
10	20.888	190,8	38.607	189,4	38.438	1:37.933
11	21.350	183,0	39.375	187,8	38.352	1:39.077
12	20.869	186,8	38.520	188,1	38.524	1:37.913

**No.46 Chapeau, Laurent**

1	22.222	178,5	38.977	202,2	38.104	1:39.303
2	20.525	196,7	37.623	200,3	38.131	1:36.279
3	20.667	194,5	37.242	195,2	37.892	1:35.801
4	20.305	201,1	37.013	197,0	37.890	1:35.208
5	19.964	206,5	36.966	200,7	38.069	1:34.999
6	20.510	203,0	42.086	190,1	39.034	1:41.630
7	20.284	201,8	38.360	196,0	37.440	1:36.084
8	20.150	211,3	37.200	187,1	37.946	1:35.296
9	20.371	198,1	37.577	195,6	38.121	1:36.069

**No.47 Marggraf, Thomas**

1	24.550	151,0	40.606	198,5	38.635	1:43.791
2	20.958	204,1	38.944	199,6	38.248	1:38.150
3	20.890	205,3	37.870	200,3	38.014	1:36.774
4	20.598	203,7	37.807	201,1	37.915	1:36.320
5	20.634	200,0	37.680	202,2	38.235	1:36.549
6	20.661	199,2	38.538	201,8	37.999	1:37.198
7	20.885	196,3	38.248	201,1	38.181	1:37.314
8	20.331	203,0	37.647	199,2	37.980	1:35.958
9	20.533	200,7	37.917	199,6	38.361	1:36.811
10	20.606	197,0	38.620	198,5	38.223	1:37.449
11	20.940	185,8	38.490	197,8	37.646	1:37.076
12	20.475	196,0	38.685	198,5	38.642	1:37.802

**No.60 Kinsey, Carl**

1	21.715	186,5	37.470	213,8	37.278	1:36.463
2	21.604	196,0	37.708	201,4	37.094	1:36.406
3	19.638	210,5	36.417	205,3	36.461	1:32.516

**No.70 Hempshall, Victor**

1	22.431	182,1	38.802	201,1	38.899	1:40.132
2	20.865	190,1	38.197	196,7	38.473	1:37.535
3	20.565	197,4	37.962	195,6	38.455	1:36.982
4	20.974	197,8	38.472	195,2	38.610	1:38.056
5	20.980	175,8	38.530	193,5	38.127	1:37.637

# 04-07/06 Donington Park (GBR)

## CIK-FIA European Superkart Championship, Round 1



### Superkart

### Race 2 (GBR2)

### Lap Time Analysis

For information purposes. No official / regulatory value

Laps	Sector 1	Spd 1	Sector 2	Spd 2	Sector 3	Lap Time
6	20.970	189,4	38.589	194,9	38.415	1:37.974
7	20.724	191,1	38.333	194,2	40.050	1:39.107
8	21.456	194,5	<b>37.777</b>	195,2	38.316	1:37.549
9	21.044	187,8	38.252	194,2	38.714	1:38.010
10	20.959	182,7	38.605	196,7	<b>37.641</b>	1:37.205
11	20.750	187,1	38.318	193,2	38.632	1:37.700
12	20.776	189,1	38.494	192,8	38.294	1:37.564

#### No.78 Dredge, Jason

1	<b>21.240</b>	202,2	<b>36.055</b>	210,5	<b>36.134</b>	<b>1:33.429</b>
2	<b>19.479</b>	217,3	<b>34.859</b>	203,3	36.718	<b>1:31.056</b>
3	19.751	215,5	34.932	210,1	36.394	1:31.077
4	<b>19.473</b>	219,9	<b>34.650</b>	210,5	<b>35.593</b>	<b>1:29.716</b>
5	<b>19.411</b>	217,7	<b>34.447</b>	211,3	<b>35.228</b>	<b>1:29.086</b>
6	<b>19.213</b>	219,5	<b>34.431</b>	209,3	<b>35.067</b>	<b>1:28.711</b>
7	<b>19.102</b>	<b>220,4</b>	34.504	207,2	36.054	1:29.660
8	19.240	216,4	34.679	214,2	35.403	1:29.322
9	19.510	218,6	34.933	<b>215,5</b>	36.509	1:30.952
10	19.461	216,4	35.077	202,6	35.343	1:29.881
11	19.180	219,0	34.529	205,7	35.334	1:29.043

#### No.90 Kruse, Kai

1	<b>21.779</b>	188,8	<b>38.425</b>	204,9	<b>37.686</b>	<b>1:37.890</b>
2	<b>20.595</b>	209,7	<b>37.332</b>	<b>206,1</b>	<b>37.477</b>	<b>1:35.404</b>
3	<b>20.347</b>	<b>212,1</b>	<b>37.293</b>	201,4	38.143	1:35.783
4	20.530	211,3	<b>36.989</b>	198,5	<b>36.977</b>	<b>1:34.496</b>
5 IN	20.472	206,8	38.689	192,1	41.978	1:41.139

#### No.92 Nuy, Bart

1	<b>22.037</b>	<b>194,5</b>	<b>40.397</b>	183,3	<b>38.258</b>	<b>1:40.692</b>
2	22.327	163,3	43.305	<b>186,8</b>	41.041	1:46.673
3 IN	23.984	174,1	44.608	146,3	45.354	1:53.946

#### No.96 Craven, Charles

1	<b>21.348</b>	178,2	<b>37.164</b>	<b>211,7</b>	<b>36.265</b>	<b>1:34.777</b>
2	<b>19.612</b>	203,3	<b>35.633</b>	204,9	<b>36.059</b>	<b>1:31.304</b>
3	<b>19.588</b>	208,0	35.651	204,1	36.212	1:31.451
4	<b>19.473</b>	<b>214,7</b>	35.650	205,3	<b>35.873</b>	<b>1:30.996</b>
5	19.710	210,9	<b>35.580</b>	206,1	36.106	1:31.396
6	<b>19.365</b>	214,2	35.606	204,9	36.034	1:31.005
7	19.773	208,0	35.848	206,5	35.958	1:31.579
8	19.763	205,7	36.087	206,1	36.233	1:32.083
9	19.521	214,2	36.005	203,3	36.508	1:32.034

Laps	Sector 1	Spd 1	Sector 2	Spd 2	Sector 3	Lap Time
10	19.647	214,2	35.936	203,7	36.226	1:31.809
11	19.913	186,5	36.698	204,1	36.361	1:32.972
12	19.820	192,8	36.552	203,7	36.392	1:32.764
13	19.647	209,3	36.046	201,8	36.558	1:32.251

#### No.97 Verhaar, Mark

1	<b>21.996</b>	195,6	<b>39.256</b>	199,6	<b>37.693</b>	<b>1:38.945</b>
2	<b>20.280</b>	<b>216,0</b>	<b>36.807</b>	<b>210,1</b>	<b>37.518</b>	<b>1:34.605</b>
3	<b>20.108</b>	200,0	37.275	<b>210,1</b>	<b>36.967</b>	<b>1:34.350</b>
4	20.120	211,7	<b>36.644</b>	204,9	<b>36.516</b>	<b>1:33.280</b>
5	<b>19.818</b>	213,4	36.753	206,1	37.006	1:33.577
6	20.313	211,7	37.172	204,5	36.795	1:34.280
7	19.973	210,5	<b>36.561</b>	204,5	36.777	1:33.311
8	20.149	213,8	<b>36.555</b>	204,1	36.610	1:33.314
9	19.885	213,8	<b>36.389</b>	204,1	36.601	<b>1:32.875</b>
10	19.959	214,7	36.501	204,5	36.517	1:32.977
11	20.131	198,5	37.188	203,0	<b>36.383</b>	1:33.702
12	19.859	212,1	36.887	202,2	37.013	1:33.759
13	20.075	207,6	36.808	202,2	36.446	1:33.329



# 04-07/06 Donington Park (GBR)

## CIK-FIA European Superkart Championship, Round 1

























# Superkart

## Race 2 (GBR2)

## Document 8

### Starting Grid

Subject to scrutineering & sporting investigations

16	<b>Morley, Liam</b> Anderson / DEA	 1:38.321	<b>11</b>	41	<b>Rushforth, Simon</b> Spyda / FPE	 1:39.022
46	<b>Chapeau, Laurent</b> PVP / FPE	 1:35.448	<b>10</b>	70	<b>Hempshall, Victor</b> PVP / FPE	 1:38.154
90	<b>Kruse, Kai</b> Anderson / DEA	 1:33.320	<b>9</b>	47	<b>Marggraf, Thomas</b> PVP / PVP	 1:35.233
21	<b>Harvey, David</b> Anderson / VM	 1:31.949	<b>8</b>	97	<b>Verhaar, Mark</b> MS Kart / VM	 1:32.642
96	<b>Craven, Charles</b> MS Kart / VM	 1:31.772	<b>7</b>	60	<b>Kinsey, Carl</b> Anderson / VM	 1:31.935
11	<b>Lehtinen, Vesa</b> Anderson / DEA	 1:31.470	<b>6</b>	86	<b>Knook, Rob</b> MS Kart / VM	 1:31.576
15	<b>Hulme, Carl</b> Anderson / FPE	 1:29.910	<b>5</b>	92	<b>Nuy, Bart</b> MS Kart / VM	 1:31.217
4	<b>Lilja, Henrik</b> PVP / PVP	 1:28.872	<b>4</b>	78	<b>Dredge, Jason</b> Anderson / PVP	 1:29.599
6	<b>Jost, Andreas</b> Anderson / VM	 1:27.710	<b>3</b>	8	<b>Maasmann, Marcel</b> Anderson / FPE	 1:28.716
1	<b>Vinuales, Emmanuel</b> Anderson / VM	 1:27.347	<b>2</b>	5	<b>Bennett, Gavin</b> Anderson / DEA	 1:27.485
2	<b>Kout, Adam</b> MS Kart / DEA	 1:26.446	<b>1</b>	3	<b>Elkmann, Peter</b> MS Kart / VM	 1:26.772

POLE POSITION



Start : 07/06 - 12:45 13 Laps = 52,039 Km

Donington Park (GBR) 05-07/06/2015

# 04-07/06 Donington Park (GBR)

## CIK-FIA European Superkart Championship, Round 1



# Superkart

## Race 1 (GBR1)

## Document 7.1 OFFICIAL

### Results

Subject to scrutineering & sporting investigations

Rnk	No.	Entrant	Nat	Driver	Nat	Equipment	Laps	Gap	Interv.	Best Lap
1	2	Kout, Adam	CZE	Kout, Adam	CZE	MS Kart / DEA	13			1:26.801
2	3	Elkmann, Peter	DEU	Elkmann, Peter	DEU	MS Kart / VM	13	2.546	2.546	1:27.162
3	1	Vinuales, Emmanuel	FRA	Vinuales, Emmanuel	FRA	Anderson / VM	13	20.605	18.059	1:27.869
4	4	Lilja, Henrik	DNK	Lilja, Henrik	DNK	PVP / PVP	13	26.952	6.347	1:28.969
5	78	Dredge, Jason	GBR	Dredge, Jason	GBR	Anderson / PVP	13	36.371	9.419	1:29.423
6	15	Hulme, Carl	GBR	Hulme, Carl	GBR	Anderson / FPE	13	37.192	0.821	1:29.059
7	8	Maasmann, Marcel	NLD	Maasmann, Marcel	NLD	Anderson / FPE	13	48.053	10.861	1:28.947
8	96	Craven, Charles	GBR	Craven, Charles	GBR	MS Kart / VM	13	1:05.812	17.759	1:31.849
9	60	Kinsey, Carl	GBR	Kinsey, Carl	GBR	Anderson / VM	13	1:09.441	3.629	1:31.773
10	21	Harvey, David	GBR	Harvey, David	GBR	Anderson / VM	13	1:12.165	2.724	1:32.002
11	97	Verhaar, Mark	NLD	Verhaar, Mark	NLD	MS Kart / VM	13	1:25.043	12.878	1:33.253
12	5	Bennett, Gavin	GBR	Bennett, Gavin	GBR	Anderson / DEA	12	1 Lap	1 Lap	1:27.208
13	90	Automobil-Club Höxter e.V. im	DEU	Kruse, Kai	DEU	Anderson / DEA	12	1 Lap	1:42.372	1:35.476
14	46	Chapeau, Laurent	FRA	Chapeau, Laurent	FRA	PVP / FPE	12	1 Lap	13.925	1:35.313
15	41	Rushforth, Simon	GBR	Rushforth, Simon	GBR	Spyda / FPE	12	1 Lap	37.097	1:38.945
16	70	Hempshall, Victor	GBR	Hempshall, Victor	GBR	PVP / FPE	10	3 Laps	2 Laps	1:40.162
17	47	Marggraf, Thomas	DEU	Marggraf, Thomas	DEU	PVP / PVP	3	10 Laps	7 Laps	1:41.531
18	11	Lehtinen, Vesa	FIN	Lehtinen, Vesa	FIN	Anderson / DEA	2	11 Laps	1 Lap	1:32.443
19	16	Morley, Liam	GBR	Morley, Liam	GBR	Anderson / DEA	1	12 Laps	1 Lap	1:38.499
20	92	Nuy, Bart	NLD	Nuy, Bart	NLD	MS Kart / VM	1	12 Laps	25.769	
21	6	Jost, Andreas	DEU	Jost, Andreas	DEU	Anderson / VM	1	12 Laps	1:06.113	3:13.729

### Not Classified

	86	Knook, Rob	NLD	Knook, Rob	NLD	MS Kart / VM		DNS		
--	----	------------	-----	------------	-----	--------------	--	-----	--	--

Leaders : No.1 Vinuales, Emmanuel (1-1) / No.2 Kout, Adam (2-13)

Start Time : 07/06 - 09:18:25

Best Lap : No.2 Kout, Adam 1:26.801 166,02 Kph

Weather : Slightly cloudy Air : 13°C Track : Dry

Event Record : No.2 Kout, Adam 1:26.446 166,70 Kph

# 04-07/06 Donington Park (GBR)

## CIK-FIA European Superkart Championship, Round 1



# Superkart

## Race 1 (GBR1)

### Lap Chart

For information purposes. No official / regulatory value

	1	2	3	4	5	6	7	8	9	10	11	12	13	14	15	16	17	18	19	20	21	22
Grid	2	3	1	5	6	8	4	78	15	92	11	<del>86</del>	96	60	21	97	90	47	46	70	16	41
Start	2	3	5	1	8	6	4	15	78	11	96	60	21	92	97	90	47	46	16	70	41	
Lap 1 Interval	1	2 0.2	3 0.7	4 1.6	5 0.8	78 0.2	11 1.3	96 0.4	15 0.0	21 1.6	97 0.1	90 2.0	60 0.3	<del>16</del> 0.3	8 1.8	46 3.4	47 1.3	41 1.3	70 1.5	<del>92</del> 16.1	<del>6</del> 1:06	
Lap 2	2	3 0.6	1 0.7	5 1.8	4 1.3	78 2.0	<del>11</del> 1.8	15 0.6	96 1.5	21 3.1	97 0.2	60 0.2	8 1.0	90 2.6	46 7.8	47 3.3	41 1.5	70 1.9				
Lap 3	2	3 1.0	1 0.4	5 1.7	4 3.0	78 2.8	15 3.3	96 3.0	8 4.5	60 0.2	21 0.4	97 0.9	90 5.2	46 7.8	41 9.6	70 0.2	<del>47</del> 2.5					
Lap 4	2	1 1.6	3 0.0	5 1.7	4 5.2	78 2.9	15 3.4	96 4.9	8 2.6	60 2.5	21 1.4	97 0.6	90 8.5	46 8.8	41 13.5	70 0.4						
Lap 5	2	3 1.3	1 1.6	5 0.6	4 7.4	78 2.3	15 4.5	96 6.3	8 0.9	60 4.9	21 1.0	97 2.4	90 10.7	46 11.8	41 15.1	70 0.4						
Lap 6	2	3 1.6	5 2.1	1 3.6	4 5.7	78 2.8	15 4.6	8 7.7	96 1.0	60 6.6	21 0.6	97 3.4	90 13.3	46 13.1	41 17.2	70 1.3						
Lap 7	2	3 1.7	5 2.1	1 4.7	4 6.5	78 4.3	15 3.6	8 8.2	96 3.2	60 6.4	21 0.9	97 4.3	90 15.4	46 14.7	41 20.3	70 7.2						
Lap 8	2	3 1.4	5 2.2	1 5.7	4 6.8	78 5.1	15 3.8	8 7.6	96 5.7	60 6.5	21 1.3	97 6.1	90 17.1	46 15.7	41 23.3	70 15.9						
Lap 9	2	3 1.7	5 2.3	1 6.3	4 8.5	78 6.6	15 2.9	8 9.7	96 5.5	60 6.6	21 1.6	97 7.9	90 18.6	46 16.7	41 26.5	70 26.1						
Lap 10	2	3 1.5	5 2.5	1 6.7	4 9.9	78 7.4	15 2.0	8 11.2	96 6.8	60 6.6	21 1.5	97 9.3	90 22.0	46 16.1	41 30.2	<del>70</del> 49.8						
Lap 11	2	3 2.4	5 2.0	1 7.5	4 10.9	78 8.2	15 1.9	8 10.9	96 11.7	60 4.2	21 2.1	97 10.9	90 24.3	46 15.7	41 33.2							
Lap 12	2	3 2.4	<del>5</del> 2.5	1 14.9	4 5.4	78 8.3	15 1.8	8 10.1	96 14.9	60 3.9	21 2.3	97 12.2	<del>90</del> 28.1	<del>46</del> 13.9	<del>41</del> 37.0							
Lap 13	2	3 2.5	1 18.0	4 6.3	78 9.4	15 0.8	8 10.8	96 17.7	60 3.6	21 2.7	97 12.8											

# 04-07/06 Donington Park (GBR)

## CIK-FIA European Superkart Championship, Round 1



### Superkart

### Race 1 (GBR1)

### Lap Time Analysis

For information purposes. No official / regulatory value

Laps	Sector 1	Spd 1	Sector 2	Spd 2	Sector 3	Lap Time
<b>No.1 Vinuales, Emmanuel</b>						
1	<b>20.430</b>	222,6	<b>35.492</b>	209,7	<b>36.089</b>	<b>1:32.011</b>
2	<b>19.182</b>	221,3	<b>34.814</b>	208,0	36.482	<b>1:30.478</b>
3	<b>18.929</b>	220,8	<b>33.977</b>	207,6	<b>35.072</b>	<b>1:27.978</b>
4	<b>18.896</b>	<b>224,0</b>	34.120	209,7	<b>35.063</b>	1:28.079
5	19.153	217,3	34.390	207,2	35.288	1:28.831
6	<b>18.675</b>	219,9	34.179	198,8	38.966	1:31.820
7	18.913	219,5	<b>33.857</b>	<b>211,7</b>	35.555	1:28.325
8	19.000	221,3	34.237	208,4	35.396	1:28.633
9	18.733	220,8	34.039	209,7	35.133	<b>1:27.905</b>
10	18.962	220,4	34.041	205,7	<b>34.866</b>	<b>1:27.869</b>
11	18.956	221,3	34.073	208,4	35.023	1:28.052
12	18.860	221,3	39.604	165,1	36.733	1:35.197
13	19.083	219,5	33.932	210,1	35.133	1:28.148

<b>No.2 Kout, Adam</b>						
1	<b>21.398</b>	214,2	<b>35.556</b>	213,0	<b>35.580</b>	<b>1:32.534</b>
2	<b>19.031</b>	221,7	<b>34.772</b>	214,2	<b>35.017</b>	<b>1:28.820</b>
3	<b>18.954</b>	216,4	<b>34.142</b>	213,0	<b>34.869</b>	<b>1:27.965</b>
4	<b>18.832</b>	221,7	<b>34.115</b>	213,8	<b>34.863</b>	<b>1:27.810</b>
5	18.847	221,3	<b>34.032</b>	<b>215,1</b>	<b>34.668</b>	<b>1:27.547</b>
6	<b>18.722</b>	221,3	<b>33.968</b>	214,7	<b>34.602</b>	<b>1:27.292</b>
7	18.960	217,3	<b>33.958</b>	<b>215,1</b>	<b>34.253</b>	<b>1:27.171</b>
8	18.989	222,2	34.544	214,2	34.302	1:27.835
9	18.774	223,6	<b>33.753</b>	214,2	34.348	<b>1:26.875</b>
10	19.093	219,0	33.994	213,8	34.452	1:27.539
11	<b>18.717</b>	<b>224,0</b>	33.798	213,8	34.286	<b>1:26.801</b>
12	18.764	<b>224,0</b>	33.978	213,8	34.592	1:27.334
13	18.733	221,7	33.924	214,2	34.804	1:27.461

<b>No.3 Elkmann, Peter</b>						
1	<b>21.283</b>	220,4	<b>37.233</b>	208,8	<b>34.706</b>	<b>1:33.222</b>
2	<b>19.080</b>	<b>224,0</b>	<b>34.900</b>	212,1	34.734	<b>1:28.714</b>
3	19.106	221,7	<b>34.516</b>	211,3	<b>34.683</b>	<b>1:28.305</b>
4	19.157	219,0	34.575	<b>213,4</b>	34.774	1:28.506
5	<b>18.986</b>	222,6	<b>34.172</b>	210,5	<b>34.042</b>	<b>1:27.200</b>
6	<b>18.956</b>	220,4	34.230	211,7	34.394	1:27.580
7	19.051	218,1	<b>33.979</b>	<b>213,4</b>	34.234	1:27.264
8	19.017	222,2	34.415	210,9	34.137	1:27.569
9	<b>18.874</b>	222,2	33.989	211,3	34.299	<b>1:27.162</b>
10	18.931	223,6	34.403	211,3	<b>33.993</b>	1:27.327

11	18.988	221,7	34.098	211,7	34.578	1:27.664
12	19.194	221,3	34.042	212,1	34.171	1:27.407
13	18.961	222,2	34.166	211,7	34.398	1:27.525

<b>No.4 Lilja, Henrik</b>						
1	<b>21.391</b>	208,8	<b>37.012</b>	208,0	<b>36.000</b>	<b>1:34.403</b>
2	<b>19.650</b>	217,7	<b>35.764</b>	208,4	<b>35.576</b>	<b>1:30.990</b>
3	<b>19.246</b>	217,7	<b>34.993</b>	205,7	<b>35.395</b>	<b>1:29.634</b>
4	19.690	217,3	35.036	209,3	35.556	1:30.282
5	19.580	215,5	35.028	209,3	<b>35.352</b>	1:29.960
6	19.438	216,4	<b>34.670</b>	210,5	<b>35.293</b>	<b>1:29.401</b>
7	19.340	215,5	34.820	<b>210,9</b>	<b>35.000</b>	<b>1:29.160</b>
8	<b>19.189</b>	<b>220,4</b>	34.735	208,4	35.045	<b>1:28.969</b>
9	19.354	219,9	34.801	210,5	35.424	1:29.579
10	19.459	215,1	34.754	207,6	35.052	1:29.265
11	<b>19.178</b>	216,4	34.764	207,6	35.134	1:29.076
12	19.192	217,3	35.040	209,7	35.418	1:29.650
13	19.341	219,0	<b>34.506</b>	207,6	35.205	1:29.052

<b>No.5 Bennett, Gavin</b>						
1	<b>21.571</b>	213,8	<b>37.174</b>	206,1	<b>36.791</b>	<b>1:35.536</b>
2	<b>19.236</b>	<b>225,0</b>	<b>34.401</b>	210,5	<b>35.184</b>	<b>1:28.821</b>
3	<b>19.046</b>	220,4	<b>34.248</b>	210,1	<b>34.637</b>	<b>1:27.931</b>
4	19.114	221,3	<b>33.837</b>	209,3	35.092	1:28.043
5	19.245	218,6	34.028	211,3	<b>34.487</b>	<b>1:27.760</b>
6	<b>19.031</b>	219,5	33.912	208,8	34.561	<b>1:27.504</b>
7	<b>19.001</b>	218,6	<b>33.569</b>	210,9	34.670	<b>1:27.240</b>
8	<b>18.843</b>	221,3	34.168	210,9	34.610	1:27.621
9	18.882	221,7	33.670	209,3	34.755	1:27.307
10	18.985	219,5	33.997	210,5	34.504	1:27.486
11	18.948	221,3	33.869	211,7	<b>34.391</b>	<b>1:27.208</b>
12	19.105	220,8	33.905	<b>212,1</b>	34.841	1:27.851

<b>No.6 Jost, Andreas</b>						
1	<b>21.211</b>	<b>207,2</b>	<b>2:05.485</b>	<b>163,3</b>	<b>47.033</b>	<b>3:13.729</b>

<b>No.8 Maasmann, Marcel</b>						
1	<b>21.098</b>	205,7	<b>44.996</b>	192,8	<b>37.605</b>	<b>1:43.699</b>
2	<b>19.951</b>	213,4	<b>36.510</b>	206,8	<b>36.091</b>	<b>1:32.552</b>
3	<b>19.627</b>	203,3	36.905	<b>208,8</b>	36.228	1:32.760
4	<b>19.525</b>	216,4	<b>34.792</b>	207,6	<b>36.049</b>	<b>1:30.366</b>
5	<b>19.320</b>	<b>219,9</b>	35.067	207,2	<b>35.762</b>	<b>1:30.149</b>
6	<b>19.231</b>	218,1	35.518	208,0	<b>35.728</b>	1:30.477



# 04-07/06 Donington Park (GBR)

## CIK-FIA European Superkart Championship, Round 1



### Superkart

### Race 1 (GBR1)

### Lap Time Analysis

For information purposes. No official / regulatory value

Laps	Sector 1	Spd 1	Sector 2	Spd 2	Sector 3	Lap Time
7	19.354	215,5	35.175	207,2	<b>35.660</b>	1:30.189
8	19.334	214,2	<b>34.632</b>	207,6	<b>35.466</b>	<b>1:29.432</b>
9	19.240	216,4	35.751	207,2	37.296	1:32.287
10	19.758	218,6	35.064	205,7	35.821	1:30.643
11	19.348	216,0	34.669	207,6	<b>35.344</b>	<b>1:29.361</b>
12	<b>19.183</b>	216,8	<b>34.327</b>	206,5	35.437	<b>1:28.947</b>
13	19.380	216,8	34.475	205,3	35.951	1:29.806

#### No.11 Lehtinen, Vesa

1	<b>21.514</b>	196,3	<b>37.641</b>	<b>208,4</b>	<b>37.096</b>	<b>1:36.251</b>
2	<b>19.835</b>	<b>213,4</b>	<b>36.268</b>	206,8	<b>36.340</b>	<b>1:32.443</b>

#### No.15 Hulme, Carl

1	<b>21.445</b>	206,1	<b>37.268</b>	212,5	<b>38.253</b>	<b>1:36.966</b>
2	<b>19.908</b>	215,5	<b>35.846</b>	<b>213,8</b>	<b>36.827</b>	<b>1:32.581</b>
3	<b>19.374</b>	211,3	<b>35.603</b>	211,3	<b>36.408</b>	<b>1:31.385</b>
4	<b>19.185</b>	207,2	<b>35.293</b>	209,3	<b>35.874</b>	<b>1:30.352</b>
5	<b>19.125</b>	219,0	35.353	211,3	36.063	1:30.541
6	<b>18.978</b>	220,4	<b>35.005</b>	210,1	35.927	<b>1:29.910</b>
7	19.035	219,5	<b>34.911</b>	210,5	<b>35.799</b>	<b>1:29.745</b>
8	19.068	213,4	35.079	208,8	35.841	1:29.988
9	19.121	216,4	35.404	209,7	<b>35.634</b>	1:30.159
10	19.084	221,3	<b>34.850</b>	210,9	<b>35.239</b>	<b>1:29.173</b>
11	19.130	220,8	<b>34.839</b>	210,9	35.744	1:29.713
12	19.083	218,1	34.885	210,5	35.767	1:29.735
13	<b>18.956</b>	<b>221,7</b>	<b>34.600</b>	213,4	35.503	<b>1:29.059</b>

#### No.16 Morley, Liam

1	<b>22.612</b>	<b>185,2</b>	<b>38.297</b>	<b>181,5</b>	<b>37.590</b>	<b>1:38.499</b>
---	---------------	--------------	---------------	--------------	---------------	-----------------

#### No.21 Harvey, David

1	<b>21.223</b>	181,2	<b>38.353</b>	203,3	<b>38.139</b>	<b>1:37.715</b>
2	<b>20.436</b>	208,8	<b>37.677</b>	203,0	<b>37.544</b>	<b>1:35.657</b>
3	20.680	211,7	<b>36.597</b>	<b>206,8</b>	37.739	<b>1:35.016</b>
4	<b>20.195</b>	209,7	<b>36.094</b>	203,7	<b>37.288</b>	<b>1:33.577</b>
5	<b>19.855</b>	210,1	<b>35.781</b>	201,4	<b>36.593</b>	<b>1:32.229</b>
6	19.940	210,5	36.098	202,6	36.751	1:32.789
7	19.903	210,1	36.003	203,7	36.618	1:32.524
8	19.893	212,1	35.875	202,6	36.598	1:32.366
9	19.970	210,5	<b>35.741</b>	202,2	36.766	1:32.477
10	19.947	211,3	<b>35.634</b>	200,7	<b>36.421</b>	<b>1:32.002</b>
11	19.857	210,9	36.042	199,6	36.459	1:32.358
12	<b>19.803</b>	<b>212,5</b>	35.710	200,3	36.596	1:32.109

Laps	Sector 1	Spd 1	Sector 2	Spd 2	Sector 3	Lap Time
13	19.939	208,8	36.120	200,7	36.548	1:32.607

#### No.41 Rushforth, Simon

1	<b>22.928</b>	158,8	<b>41.695</b>	184,6	<b>40.810</b>	<b>1:45.433</b>
2	<b>21.598</b>	178,8	<b>40.285</b>	<b>189,4</b>	<b>39.864</b>	<b>1:41.747</b>
3	<b>21.484</b>	182,7	<b>39.951</b>	188,4	40.399	1:41.834
4	21.915	185,2	40.101	188,1	<b>39.441</b>	<b>1:41.457</b>
5	<b>21.352</b>	183,6	<b>39.437</b>	187,5	40.134	<b>1:40.923</b>
6	21.445	187,1	<b>39.101</b>	187,8	<b>39.228</b>	<b>1:39.774</b>
7	<b>21.351</b>	185,8	39.616	185,8	<b>39.172</b>	1:40.139
8	21.352	187,1	39.597	183,3	<b>39.001</b>	1:39.950
9	<b>21.218</b>	187,8	39.434	185,5	39.289	1:39.941
10	21.233	184,6	39.423	186,2	39.162	1:39.818
11	<b>21.050</b>	<b>188,8</b>	39.201	187,5	<b>38.694</b>	<b>1:38.945</b>
12	21.140	187,8	39.361	187,5	<b>38.633</b>	1:39.134

#### No.46 Chapeau, Laurent

1	<b>23.189</b>	163,8	<b>41.075</b>	198,5	<b>39.951</b>	<b>1:44.215</b>
2	<b>20.905</b>	186,5	<b>39.359</b>	198,1	<b>39.259</b>	<b>1:39.523</b>
3	<b>20.423</b>	197,8	<b>37.950</b>	198,8	<b>38.731</b>	<b>1:37.104</b>
4	<b>20.359</b>	193,8	38.221	198,1	38.966	1:37.546
5	20.771	190,1	39.112	198,1	39.420	1:39.303
6	20.774	191,4	<b>37.703</b>	198,8	39.189	1:37.666
7	20.557	192,8	37.840	198,8	<b>38.663</b>	<b>1:37.060</b>
8	20.858	200,0	<b>37.650</b>	199,2	<b>38.441</b>	<b>1:36.949</b>
9	20.659	189,4	37.785	<b>201,4</b>	<b>38.268</b>	<b>1:36.712</b>
10	<b>20.297</b>	185,2	<b>37.588</b>	199,2	38.286	<b>1:36.171</b>
11	<b>20.066</b>	<b>203,7</b>	<b>37.466</b>	198,1	38.366	<b>1:35.898</b>
12	20.452	195,6	<b>37.297</b>	199,2	<b>37.564</b>	<b>1:35.313</b>

#### No.47 Marggraf, Thomas

1	<b>23.370</b>	175,8	<b>42.662</b>	<b>194,9</b>	<b>40.027</b>	<b>1:46.059</b>
2	<b>21.394</b>	<b>197,8</b>	<b>40.773</b>	193,2	<b>39.364</b>	<b>1:41.531</b>
3 IN	<b>21.178</b>	194,2	<b>39.904</b>	190,4	45.141	1:46.223

#### No.60 Kinsey, Carl

1	<b>23.001</b>	184,6	<b>39.291</b>	207,2	<b>38.298</b>	<b>1:40.590</b>
2	<b>19.759</b>	215,5	<b>36.573</b>	208,0	<b>37.335</b>	<b>1:33.667</b>
3	19.917	211,3	36.736	<b>208,8</b>	37.376	1:34.029
4	<b>19.666</b>	200,3	<b>36.476</b>	206,5	<b>36.500</b>	<b>1:32.642</b>
5	<b>19.476</b>	207,6	36.575	207,6	36.513	<b>1:32.564</b>
6	19.697	213,0	36.810	208,4	36.720	1:33.227
7	19.663	206,8	<b>36.176</b>	207,2	<b>36.389</b>	<b>1:32.228</b>

# 04-07/06 Donington Park (GBR)

## CIK-FIA European Superkart Championship, Round 1



### Superkart

### Race 1 (GBR1)

### Lap Time Analysis

For information purposes. No official / regulatory value

Laps	Sector 1	Spd 1	Sector 2	Spd 2	Sector 3	Lap Time	Laps	Sector 1	Spd 1	Sector 2	Spd 2	Sector 3	Lap Time
<b>No.70 Hempshall, Victor</b>													
8	19.712	212,5	<b>36.017</b>	207,2	<b>36.273</b>	<b>1:32.002</b>	8	20.655	204,1	37.466	193,8	<b>37.804</b>	1:35.925
9	19.781	196,3	36.186	206,5	<b>36.206</b>	1:32.173	9	20.832	200,7	37.355	194,5	<b>37.581</b>	1:35.768
10	19.790	210,1	36.098	205,3	<b>36.157</b>	1:32.045	10	20.904	201,1	37.379	193,2	38.488	1:36.771
11	19.595	209,3	36.116	206,8	<b>36.062</b>	<b>1:31.773</b>	11	20.891	<b>205,7</b>	37.576	193,5	37.811	1:36.278
12	19.563	215,1	36.193	207,2	36.132	1:31.888	12	21.046	203,3	37.576	192,1	38.527	1:37.149
13	19.704	<b>217,3</b>	36.088	208,4	36.460	1:32.252							
<b>No.92 Nuy, Bart</b>													
1	IN						1	<b>25.788</b>	<b>167,4</b>	<b>46.202</b>	<b>146,5</b>	54.244	2:06.234
<b>No.96 Craven, Charles</b>													
1	<b>22.642</b>	156,0	<b>42.651</b>	187,8	<b>42.521</b>	<b>1:47.814</b>	1	<b>21.418</b>	184,6	<b>37.729</b>	<b>211,3</b>	<b>37.311</b>	<b>1:36.458</b>
2	<b>21.935</b>	184,3	<b>39.682</b>	192,1	<b>40.478</b>	<b>1:42.095</b>	2	<b>20.173</b>	197,4	<b>36.940</b>	205,3	<b>37.097</b>	<b>1:34.210</b>
3	<b>21.428</b>	185,8	<b>39.193</b>	188,8	<b>39.541</b>	<b>1:40.162</b>	3	<b>19.875</b>	214,2	<b>36.550</b>	204,1	<b>36.444</b>	<b>1:32.869</b>
4	<b>20.870</b>	<b>186,8</b>	39.518	<b>194,9</b>	41.243	1:41.631	4	20.039	206,8	<b>36.249</b>	205,3	<b>36.028</b>	<b>1:32.316</b>
5	21.206	183,3	39.665	189,1	40.066	1:40.937	5	<b>19.752</b>	211,3	<b>36.168</b>	204,5	<b>35.929</b>	<b>1:31.849</b>
6	21.174	184,6	39.449	191,1	39.998	1:40.621	6	19.769	204,9	36.544	206,8	36.119	1:32.432
7	22.157	168,7	41.180	180,9	42.702	1:46.039	7	<b>19.646</b>	198,8	36.221	205,7	36.531	1:32.398
8	22.943	169,0	41.877	177,0	43.911	1:48.731	8	19.838	207,2	<b>36.068</b>	203,7	36.051	1:31.957
9	22.986	169,0	42.535	167,9	44.577	1:50.098	9	19.783	208,4	<b>36.028</b>	204,9	36.246	1:32.057
10	IN	24.860	146,1	44.447	152,7	2:03.561	10	19.847	201,4	36.070	204,5	36.063	1:31.980
<b>No.78 Dredge, Jason</b>													
1	<b>21.035</b>	203,7	<b>36.896</b>	<b>212,5</b>	<b>36.992</b>	<b>1:34.923</b>	11	<b>19.576</b>	<b>215,1</b>	<b>35.747</b>	204,5	38.908	1:34.231
2	<b>19.512</b>	<b>221,3</b>	<b>35.786</b>	208,0	<b>36.660</b>	<b>1:31.958</b>	12	20.030	207,6	35.956	206,5	36.194	1:32.180
3	19.547	219,9	<b>35.154</b>	208,4	<b>35.810</b>	<b>1:30.511</b>	13	19.921	199,6	36.470	203,7	36.175	1:32.566
4	<b>19.337</b>	218,1	<b>35.125</b>	208,0	35.848	<b>1:30.310</b>							
5	<b>19.252</b>	219,5	<b>34.651</b>	210,5	<b>35.520</b>	<b>1:29.423</b>							
6	<b>19.157</b>	217,3	35.111	207,6	35.562	1:29.830							
7	19.225	220,4	35.405	206,8	36.067	1:30.697							
8	<b>19.137</b>	219,0	34.853	204,9	35.771	1:29.761							
9	19.221	216,0	35.954	201,8	35.877	1:31.052							
10	19.290	215,5	35.128	206,8	35.698	1:30.116							
11	19.455	216,4	34.696	208,4	35.674	1:29.825							
12	19.199	218,6	34.859	209,7	35.754	1:29.812							
13	19.335	219,5	35.060	207,6	35.700	1:30.095							
<b>No.97 Verhaar, Mark</b>													
1	<b>21.855</b>	193,8	<b>39.030</b>	193,2	<b>38.478</b>	<b>1:39.363</b>	1	<b>21.519</b>	188,4	<b>38.372</b>	203,7	<b>37.869</b>	<b>1:37.760</b>
2	<b>20.998</b>	204,9	<b>38.077</b>	194,2	38.575	<b>1:37.650</b>	2	<b>20.228</b>	211,3	<b>37.695</b>	204,9	37.897	<b>1:35.820</b>
3	21.066	201,4	<b>37.921</b>	194,9	<b>38.049</b>	<b>1:37.036</b>	3	20.711	206,8	38.067	204,9	<b>36.914</b>	<b>1:35.692</b>
4	<b>20.805</b>	201,4	<b>37.707</b>	195,6	38.108	<b>1:36.620</b>	4	<b>20.052</b>	209,7	<b>36.652</b>	204,1	<b>36.600</b>	<b>1:33.304</b>
5	<b>20.790</b>	204,1	<b>37.582</b>	<b>196,7</b>	<b>37.878</b>	<b>1:36.250</b>	5	20.121	208,0	37.120	202,2	36.801	1:34.042
6	<b>20.547</b>	204,9	<b>37.259</b>	<b>196,7</b>	38.526	1:36.332	6	20.108	204,5	36.960	204,9	36.647	1:33.715
7	20.761	202,2	<b>36.910</b>	194,9	<b>37.805</b>	<b>1:35.476</b>	7	<b>19.914</b>	<b>213,8</b>	36.870	<b>205,3</b>	36.647	1:33.431
							8	20.233	209,7	37.274	202,2	36.710	1:34.217
							9	20.569	<b>213,8</b>	36.972	202,6	36.691	1:34.232
							10	20.074	210,5	36.878	200,7	<b>36.458</b>	1:33.410
							11	20.228	189,1	37.261	204,9	36.472	1:33.961
							12	20.004	213,4	36.891	<b>205,3</b>	36.505	1:33.400
							13	<b>19.904</b>	212,5	36.663	204,1	36.686	<b>1:33.253</b>
<b>No.90 Kruse, Kai</b>													

# 04-07/06 Donington Park (GBR) CIK-FIA European Superkart Championship, Round 1

























## Superkart

### Race 1 (GBR1)

### Document 6

#### Starting Grid

Subject to scrutineering & sporting investigations

16	<b>Morley, Liam</b> Anderson / DEA	 1:38.321	<b>11</b>	41	<b>Rushforth, Simon</b> Spyda / FPE	 1:39.022
46	<b>Chapeau, Laurent</b> PVP / FPE	 1:35.448	<b>10</b>	70	<b>Hempshall, Victor</b> PVP / FPE	 1:38.154
90	<b>Kruse, Kai</b> Anderson / DEA	 1:33.320	<b>9</b>	47	<b>Marggraf, Thomas</b> PVP / PVP	 1:35.233
21	<b>Harvey, David</b> Anderson / VM	 1:31.949	<b>8</b>	97	<b>Verhaar, Mark</b> MS Kart / VM	 1:32.642
96	<b>Craven, Charles</b> MS Kart / VM	 1:31.772	<b>7</b>	60	<b>Kinsey, Carl</b> Anderson / VM	 1:31.935
11	<b>Lehtinen, Vesa</b> Anderson / DEA	 1:31.470	<b>6</b>	86	<b>Knook, Rob</b> MS Kart / VM	 1:31.576
15	<b>Hulme, Carl</b> Anderson / FPE	 1:29.910	<b>5</b>	92	<b>Nuy, Bart</b> MS Kart / VM	 1:31.217
4	<b>Lilja, Henrik</b> PVP / PVP	 1:28.872	<b>4</b>	78	<b>Dredge, Jason</b> Anderson / PVP	 1:29.599
6	<b>Jost, Andreas</b> Anderson / VM	 1:27.710	<b>3</b>	8	<b>Maasmann, Marcel</b> Anderson / FPE	 1:28.716
1	<b>Vinuales, Emmanuel</b> Anderson / VM	 1:27.347	<b>2</b>	5	<b>Bennett, Gavin</b> Anderson / DEA	 1:27.485
2	<b>Kout, Adam</b> MS Kart / DEA	 1:26.446	<b>1</b>	3	<b>Elkmann, Peter</b> MS Kart / VM	 1:26.772

POLE POSITION



Start : 07/06 - 09:15 13 Laps = 52,039 Km

Donington Park (GBR) 05-07/06/2015

04-07/06 Donington Park (GBR)  
CIK-FIA European Superkart Championship, Round 1



# Qualifying **Practice**





# 04-07/06 Donington Park (GBR)

## CIK-FIA European Superkart Championship, Round 1



# Superkart

## Qualifying Practice (QP) Results

## Document 5.1 OFFICIAL

Subject to scrutineering & sporting investigations

Rnk	No.	Entrant	Nat	Driver	Nat	Equipment	QP1	QP2	Time	Gap	Laps
1	2	Kout, Adam	CZE	Kout, Adam	CZE	MS Kart / DEA	<b>1:26.446</b>	1:26.654	<b>1:26.446</b>		19
2	3	Elkmann, Peter	DEU	Elkmann, Peter	DEU	MS Kart / VM	<b>1:26.772</b>	1:27.122	<b>1:26.772</b>	0.326	21
3	1	Vinuales, Emmanuel	FRA	Vinuales, Emmanuel	FRA	Anderson / VM	1:27.356	<b>1:27.347</b>	<b>1:27.347</b>	0.901	22
4	5	Bennett, Gavin	GBR	Bennett, Gavin	GBR	Anderson / DEA	<b>1:27.485</b>	1:27.909	<b>1:27.485</b>	1.039	16
5	6	Jost, Andreas	DEU	Jost, Andreas	DEU	Anderson / VM	<b>1:27.710</b>	No Time	<b>1:27.710</b>	1.264	12
6	8	Maasmann, Marcel	NLD	Maasmann, Marcel	NLD	Anderson / FPE	<b>1:28.716</b>	No Time	<b>1:28.716</b>	2.270	12
7	4	Lilja, Henrik	DNK	Lilja, Henrik	DNK	PVP / PVP	<b>1:28.872</b>	1:35.648	<b>1:28.872</b>	2.426	12
8	78	Dredge, Jason	GBR	Dredge, Jason	GBR	Anderson / PVP	1:29.808	<b>1:29.599</b>	<b>1:29.599</b>	3.153	13
9	15	Hulme, Carl	GBR	Hulme, Carl	GBR	Anderson / FPE	1:30.864	<b>1:29.910</b>	<b>1:29.910</b>	3.464	14
10	92	Nuy, Bart	NLD	Nuy, Bart	NLD	MS Kart / VM	1:31.229	<b>1:31.217</b>	<b>1:31.217</b>	4.771	23
11	11	Lehtinen, Vesa	FIN	Lehtinen, Vesa	FIN	Anderson / DEA	No Time	<b>1:31.470</b>	<b>1:31.470</b>	5.024	12
12	86	Knook, Rob	NLD	Knook, Rob	NLD	MS Kart / VM	<b>1:31.576</b>	1:38.920	<b>1:31.576</b>	5.130	7
13	96	Craven, Charles	GBR	Craven, Charles	GBR	MS Kart / VM	1:31.876	<b>1:31.772</b>	<b>1:31.772</b>	5.326	20
14	60	Kinsey, Carl	GBR	Kinsey, Carl	GBR	Anderson / VM	<b>1:31.935</b>	1:33.126	<b>1:31.935</b>	5.489	20
15	21	Harvey, David	GBR	Harvey, David	GBR	Anderson / VM	1:32.466	<b>1:31.949</b>	<b>1:31.949</b>	5.503	15
16	97	Verhaar, Mark	NLD	Verhaar, Mark	NLD	MS Kart / VM	<b>1:32.642</b>	1:33.519	<b>1:32.642</b>	6.196	15
17	90	Automobil-Club Höxter e.V. im AD	DEU	Kruse, Kai	DEU	Anderson / DEA	<b>1:33.320</b>	1:33.345	<b>1:33.320</b>	6.874	15
18	47	Marggraf, Thomas	DEU	Marggraf, Thomas	DEU	PVP / PVP	1:35.796	<b>1:35.233</b>	<b>1:35.233</b>	8.787	24
19	46	Chapeau, Laurent	FRA	Chapeau, Laurent	FRA	PVP / FPE	<b>1:35.448</b>	1:36.569	<b>1:35.448</b>	9.002	13
20	70	Hempshall, Victor	GBR	Hempshall, Victor	GBR	PVP / FPE	1:38.861	<b>1:38.154</b>	<b>1:38.154</b>	11.708	15
21	16	Morley, Liam	GBR	Morley, Liam	GBR	Anderson / DEA	<b>1:38.321</b>	No Time	<b>1:38.321</b>	11.875	3
22	41	Rushforth, Simon	GBR	Rushforth, Simon	GBR	Spyda / FPE	<b>1:39.022</b>	1:39.946	<b>1:39.022</b>	12.576	15

For information - Limit of Qualification : 1:39.883

# 04-07/06 Donington Park (GBR)

## CIK-FIA European Superkart Championship, Round 1



# Superkart

## Qualifying Practice 2 (QP2)

## Document 4

### Results

Subject to scrutineering & sporting investigations

Rnk	No.	Entrant	Nat	Driver	Nat	Equipment	Sector 1	Sector 2	Sector 3	Time	Gap	Laps
1	2	Kout, Adam	CZE	<b>Kout, Adam</b>	CZE	MS Kart / DEA	18.585	33.730	34.339	<b>1:26.654</b>		9
2	3	Elkmann, Peter	DEU	<b>Elkmann, Peter</b>	DEU	MS Kart / VM	18.849	34.188	34.085	<b>1:27.122</b>	0.468	7
3	1	Vinuales, Emmanuel	FRA	<b>Vinuales, Emmanuel</b>	FRA	Anderson / VM	18.606	33.688	35.053	<b>1:27.347</b>	0.693	11
4	5	Bennett, Gavin	GBR	<b>Bennett, Gavin</b>	GBR	Anderson / DEA	19.247	34.135	34.527	<b>1:27.909</b>	1.255	8
5	78	Dredge, Jason	GBR	<b>Dredge, Jason</b>	GBR	Anderson / PVP	19.341	35.121	35.137	<b>1:29.599</b>	2.945	6
6	15	Hulme, Carl	GBR	<b>Hulme, Carl</b>	GBR	Anderson / FPE	19.305	34.790	35.815	<b>1:29.910</b>	3.256	7
7	92	Nuy, Bart	NLD	<b>Nuy, Bart</b>	NLD	MS Kart / VM	19.747	35.450	36.020	<b>1:31.217</b>	4.563	10
8	11	Lehtinen, Vesa	FIN	<b>Lehtinen, Vesa</b>	FIN	Anderson / DEA	19.520	35.670	36.280	<b>1:31.470</b>	4.816	12
9	96	Craven, Charles	GBR	<b>Craven, Charles</b>	GBR	MS Kart / VM	19.664	35.950	36.158	<b>1:31.772</b>	5.118	9
10	21	Harvey, David	GBR	<b>Harvey, David</b>	GBR	Anderson / VM	19.736	35.576	36.637	<b>1:31.949</b>	5.295	7
11	60	Kinsey, Carl	GBR	<b>Kinsey, Carl</b>	GBR	Anderson / VM	19.934	36.506	36.686	<b>1:33.126</b>	6.472	5
12	90	Automobil-Club Höxter e.V.	DEU	<b>Kruse, Kai</b>	DEU	Anderson / DEA	19.819	36.704	36.822	<b>1:33.345</b>	6.691	6
13	97	Verhaar, Mark	NLD	<b>Verhaar, Mark</b>	NLD	MS Kart / VM	20.059	36.966	36.494	<b>1:33.519</b>	6.865	3
14	47	Marggraf, Thomas	DEU	<b>Marggraf, Thomas</b>	DEU	PVP / PVP	20.556	37.354	37.323	<b>1:35.233</b>	8.579	14
15	4	Lilja, Henrik	DNK	<b>Lilja, Henrik</b>	DNK	PVP / PVP	20.304	36.511	38.833	<b>1:35.648</b>	8.994	1
16	46	Chapeau, Laurent	FRA	<b>Chapeau, Laurent</b>	FRA	PVP / FPE	20.229	38.033	38.307	<b>1:36.569</b>	9.915	6
17	70	Hempshall, Victor	GBR	<b>Hempshall, Victor</b>	GBR	PVP / FPE	21.117	38.374	38.663	<b>1:38.154</b>	11.500	7
18	86	Knook, Rob	NLD	<b>Knook, Rob</b>	NLD	MS Kart / VM	21.125	39.137	38.658	<b>1:38.920</b>	12.266	1
19	41	Rushforth, Simon	GBR	<b>Rushforth, Simon</b>	GBR	Spyda / FPE	21.247	39.195	39.504	<b>1:39.946</b>	13.292	9

For information - Limit of Qualification : 1:40.097

### Not Classified

6	Jost, Andreas	DEU	<b>Jost, Andreas</b>	DEU	Anderson / VM					<b>No Time</b>		
8	Maasmann, Marcel	NLD	<b>Maasmann, Marcel</b>	NLD	Anderson / FPE					<b>No Time</b>		
16	Morley, Liam	GBR	<b>Morley, Liam</b>	GBR	Anderson / DEA					<b>No Time</b>		

Start Time : 06/06 - 17:35:11

Best Lap : No.2 Kout, Adam

1:26.654 166,30 Kph

Weather : Slightly cloudy Air : 18°C Track : Dry

Event Record : No.2 Kout, Adam

1:26.446 166,70 Kph

# 04-07/06 Donington Park (GBR)

## CIK-FIA European Superkart Championship, Round 1



# Superkart

## Qualifying Practice 2 (QP2)

### Best Sectors Analysis

For information purposes. No official / regulatory value

S1			S2			S3			Ideal Lap Times						
Rnk	No.	Time	Rnk	No.	Time	Rnk	No.	Time	Rnk	No.	Driver	Nat	Ideal Lap	Best Lap	Diff.
1	2	18.585	1	1	33.688	1	3	34.085	1	2	Kout, Adam		1:26.654	1:26.654	
2	1	18.606	2	2	33.730	2	2	34.339	2	3	Elkmann, Peter		1:26.839	1:27.122	0.283
3	3	18.794	3	3	33.960	3	5	34.527	3	1	Vinuales, Emmanuel		1:27.065	1:27.347	0.282
4	15	19.057	4	5	34.135	4	1	34.771	4	5	Bennett, Gavin		1:27.833	1:27.909	0.076
5	5	19.171	5	78	34.779	5	78	35.137	5	78	Dredge, Jason		1:29.140	1:29.599	0.459
6	78	19.224	6	15	34.790	6	15	35.742	6	15	Hulme, Carl		1:29.589	1:29.910	0.321
7	11	19.425	7	92	35.450	7	92	35.884	7	92	Nuy, Bart		1:30.870	1:31.217	0.347
8	92	19.536	8	21	35.576	8	11	35.905	8	11	Lehtinen, Vesa		1:30.979	1:31.470	0.491
9	60	19.568	9	11	35.649	9	96	36.158	9	96	Craven, Charles		1:31.692	1:31.772	0.080
10	96	19.642	10	96	35.892	10	97	36.494	10	21	Harvey, David		1:31.949	1:31.949	
11	90	19.722	11	90	36.458	11	21	36.637	11	60	Kinsey, Carl		1:32.760	1:33.126	0.366
12	21	19.736	12	60	36.506	12	60	36.686	12	90	Kruse, Kai		1:33.002	1:33.345	0.343
13	97	20.059	13	4	36.511	13	90	36.822	13	97	Verhaar, Mark		1:33.519	1:33.519	
14	46	20.229	14	97	36.966	14	47	37.323	14	47	Marggraf, Thomas		1:34.877	1:35.233	0.356
15	47	20.248	15	47	37.306	15	46	38.307	15	4	Lilja, Henrik		1:35.648	1:35.648	
16	4	20.304	16	46	38.029	16	86	38.658	16	46	Chapeau, Laurent		1:36.565	1:36.569	0.004
17	70	20.874	17	70	38.374	17	70	38.663	17	70	Hempshall, Victor		1:37.911	1:38.154	0.243
18	41	21.089	18	41	39.008	18	4	38.833	18	86	Knook, Rob		1:38.920	1:38.920	
19	86	21.125	19	86	39.137	19	41	39.504	19	41	Rushforth, Simon		1:39.601	1:39.946	0.345

# 04-07/06 Donington Park (GBR)

## CIK-FIA European Superkart Championship, Round 1



# Superkart

## Qualifying Practice 2 (QP2)

### Lap Time Analysis

For information purposes. No official / regulatory value

Laps	Sector 1	Spd 1	Sector 2	Spd 2	Sector 3	Lap Time	Laps	Sector 1	Spd 1	Sector 2	Spd 2	Sector 3	Lap Time
<b>No.1 Vinuales, Emmanuel</b>							7	<b>19.171</b>	<b>220,8</b>	34.259	204,9	34.845	1:28.275
1	<b>19.671</b>	219,5	<b>35.221</b>	209,7	<b>42.642</b>	<b>1:37.534</b>	8 IN	22.107	173,0	39.076	202,2	39.849	1:41.032
2	<b>19.082</b>	194,2	35.616	208,4	43.095	1:37.793	<b>No.11 Lehtinen, Vesa</b>						
3	19.084	225,0	<b>34.242</b>	208,0	<b>35.419</b>	<b>1:28.745</b>	1	<b>19.901</b>	215,5	<b>36.467</b>	<b>205,3</b>	<b>36.590</b>	<b>1:32.958</b>
4	<b>18.904</b>	225,9	<b>33.921</b>	208,8	35.663	<b>1:28.488</b>	2	<b>19.841</b>	205,7	37.257	202,6	36.896	1:33.994
5 IN	19.059	223,1	34.252	207,2	37.605	1:30.916	3	<b>19.743</b>	218,1	<b>36.359</b>	200,3	<b>36.207</b>	<b>1:32.309</b>
6	4:59.036	196,3	35.999	207,2	36.720	6:11.755	4	<b>19.425</b>	217,7	<b>35.762</b>	204,5	36.473	<b>1:31.660</b>
7	19.228	222,2	36.809	202,2	42.757	1:38.794	5 IN	19.820	180,0	37.682	202,6	41.335	1:38.837
8	19.136	224,0	33.952	207,6	<b>34.941</b>	<b>1:28.029</b>	6	2:31.440	190,1	37.112	201,1	36.847	3:45.399
9	<b>18.866</b>	<b>228,8</b>	<b>33.864</b>	<b>212,1</b>	<b>34.771</b>	<b>1:27.501</b>	7	19.554	218,1	<b>35.758</b>	203,7	36.762	1:32.074
10	<b>18.606</b>	225,4	<b>33.688</b>	208,0	35.053	<b>1:27.347</b>	8	19.632	219,0	<b>35.649</b>	204,5	36.738	1:32.019
11	18.733	225,9	34.090	208,4	34.908	1:27.731	9	19.520	220,4	35.670	204,5	36.280	<b>1:31.470</b>
<b>No.2 Kout, Adam</b>							10	19.586	216,4	35.940	202,2	36.528	1:32.054
1	<b>19.205</b>	221,3	<b>34.845</b>	212,1	<b>35.217</b>	<b>1:29.267</b>	11	19.626	219,9	36.525	201,8	<b>35.905</b>	1:32.056
2 IN	<b>18.874</b>	224,5	<b>34.010</b>	212,5	43.158	1:36.042	12 IN	19.481	<b>221,3</b>	38.673	197,0	41.885	1:40.039
3	9:55.219	160,9	43.887	186,5	39.145	11:18.251	<b>No.15 Hulme, Carl</b>						
4	20.238	214,7	35.404	207,2	35.247	1:30.889	1	<b>19.775</b>	216,0	<b>35.756</b>	<b>211,3</b>	<b>36.819</b>	<b>1:32.350</b>
5	<b>18.821</b>	224,0	<b>33.851</b>	208,8	<b>34.362</b>	<b>1:27.034</b>	2 IN	<b>19.723</b>	205,3	37.659	210,1	41.203	1:38.585
6	<b>18.585</b>	225,9	<b>33.730</b>	212,1	<b>34.339</b>	<b>1:26.654</b>	3	10:00.829	157,2	44.132	186,5	39.580	11:24.541
7	18.714	<b>227,3</b>	33.784	<b>216,0</b>	34.622	1:27.120	4	19.756	217,7	<b>35.191</b>	208,4	<b>35.742</b>	<b>1:30.689</b>
8	18.729	226,8	33.734	213,4	34.715	1:27.178	5	<b>19.305</b>	<b>219,0</b>	<b>34.790</b>	206,1	35.815	<b>1:29.910</b>
9	20.570	218,6	34.230	209,7	34.518	1:29.318	6	<b>19.057</b>	217,3	35.423	202,6	35.785	1:30.265
<b>No.3 Elkmann, Peter</b>							7 IN	20.925	182,4	39.535	191,8	39.297	1:39.757
1	<b>21.238</b>	180,9	<b>38.295</b>	196,3	<b>36.326</b>	<b>1:35.859</b>	<b>No.16 Morley, Liam</b>						
2	<b>18.933</b>	<b>227,8</b>	<b>34.167</b>	<b>210,5</b>	<b>34.429</b>	<b>1:27.529</b>	1 IN	<b>22.785</b>	186,5	<b>38.559</b>	180,6	45.462	1:46.806
3	18.965	219,0	<b>33.960</b>	209,7	<b>34.343</b>	<b>1:27.268</b>	2 IN	4:46.263	190,4	<b>38.028</b>	<b>183,0</b>	42.890	6:07.181
4	<b>18.854</b>	223,1	34.234	206,8	<b>34.211</b>	1:27.299	3 IN	5:53.851	<b>192,5</b>	39.270	156,0	46.800	7:19.921
5	<b>18.794</b>	225,0	34.027	208,8	34.337	<b>1:27.158</b>	<b>No.21 Harvey, David</b>						
6	18.849	<b>227,8</b>	34.188	205,7	<b>34.085</b>	<b>1:27.122</b>	1	<b>21.218</b>	206,8	<b>38.549</b>	198,5	<b>37.697</b>	<b>1:37.464</b>
7 IN	18.880	225,0	34.251	209,7	37.994	1:31.125	2 IN	<b>19.939</b>	214,2	<b>36.200</b>	<b>199,6</b>	3:36.477	4:32.616
<b>No.4 Lilja, Henrik</b>							3	9:50.027	181,2	38.661	196,3	<b>37.593</b>	11:06.281
1	<b>20.304</b>	<b>210,9</b>	<b>36.511</b>	<b>200,3</b>	<b>38.833</b>	<b>1:35.648</b>	4	19.942	212,5	<b>35.636</b>	199,2	37.977	<b>1:33.555</b>
<b>No.5 Bennett, Gavin</b>							5	20.334	<b>216,4</b>	35.826	198,8	38.908	1:35.068
1 IN	<b>3:06.177</b>	160,2	<b>40.426</b>	202,2	40.879	4:27.482	6	<b>19.736</b>	213,0	<b>35.576</b>	198,5	<b>36.637</b>	<b>1:31.949</b>
2	<b>2:52.349</b>	204,1	<b>37.587</b>	203,3	<b>36.277</b>	<b>4:06.213</b>	7	19.759	214,7	35.813	198,5	36.662	1:32.234
3	<b>19.345</b>	216,8	<b>34.937</b>	205,3	<b>35.083</b>	<b>1:29.365</b>	<b>No.41 Rushforth, Simon</b>						
4	19.831	211,3	35.336	206,5	35.996	1:31.163	1	<b>22.045</b>	171,4	<b>40.540</b>	184,9	<b>41.359</b>	<b>1:43.944</b>
5	19.378	219,9	<b>34.368</b>	207,2	<b>34.804</b>	<b>1:28.550</b>	2	<b>21.627</b>	180,6	<b>39.211</b>	<b>188,4</b>	<b>40.522</b>	<b>1:41.360</b>
6	<b>19.247</b>	<b>220,8</b>	<b>34.135</b>	<b>207,6</b>	<b>34.527</b>	<b>1:27.909</b>	3	<b>21.247</b>	181,2	<b>39.195</b>	186,5	<b>39.504</b>	<b>1:39.946</b>



# 04-07/06 Donington Park (GBR)

## CIK-FIA European Superkart Championship, Round 1



### Superkart

### Qualifying Practice 2 (QP2)

### Lap Time Analysis

For information purposes. No official / regulatory value

Laps	Sector 1	Spd 1	Sector 2	Spd 2	Sector 3	Lap Time
4 IN	21.579	183,0	40.641	184,3	44.032	1:46.252
5	6:56.738	142,8	45.062	175,8	43.738	8:25.538
6	23.002	171,1	41.154	182,4	40.891	1:45.047
7	21.688	184,6	40.314	163,1	40.620	1:42.622
8	21.395	186,2	39.514	184,3	39.727	1:40.636
9	<b>21.089</b>	<b>187,8</b>	<b>39.008</b>	180,0	40.381	1:40.478

**No.46 Chapeau, Laurent**

1	<b>25.921</b>	155,3	<b>42.829</b>	190,8	<b>42.830</b>	<b>1:51.580</b>
2	<b>21.394</b>	180,0	<b>38.476</b>	<b>196,7</b>	<b>38.557</b>	<b>1:38.427</b>
3	<b>20.363</b>	193,8	<b>38.029</b>	191,4	<b>38.520</b>	<b>1:36.912</b>
4	<b>20.309</b>	191,1	38.114	194,2	<b>38.412</b>	<b>1:36.835</b>
5	<b>20.229</b>	<b>198,5</b>	38.033	195,6	<b>38.307</b>	<b>1:36.569</b>
6 IN	23.076	147,7	48.074	158,1	52.833	2:03.983

**No.47 Marggraf, Thomas**

1	<b>21.650</b>	180,3	<b>38.898</b>	196,7	<b>38.292</b>	<b>1:38.840</b>
2	<b>20.590</b>	200,7	<b>38.819</b>	198,5	38.729	<b>1:38.138</b>
3	20.992	188,8	<b>38.111</b>	<b>199,6</b>	<b>38.169</b>	<b>1:37.272</b>
4	<b>20.405</b>	198,5	<b>38.104</b>	197,8	<b>38.005</b>	<b>1:36.514</b>
5	20.530	197,0	<b>37.793</b>	198,1	<b>37.996</b>	<b>1:36.319</b>
6	20.436	201,4	<b>37.714</b>	196,3	<b>37.885</b>	<b>1:36.035</b>
7	<b>20.248</b>	<b>204,1</b>	37.733	196,0	<b>37.548</b>	<b>1:35.529</b>
8	20.291	200,0	<b>37.306</b>	196,7	37.653	<b>1:35.250</b>
9	20.578	198,5	37.587	195,6	38.410	1:36.575
10	20.444	189,8	37.868	<b>199,6</b>	38.244	1:36.556
11	20.367	<b>204,1</b>	37.373	196,7	37.702	1:35.442
12	20.513	198,8	<b>37.306</b>	197,4	<b>37.507</b>	1:35.326
13	20.556	203,7	37.354	<b>199,6</b>	<b>37.323</b>	<b>1:35.233</b>
14 IN	20.263	199,2	37.933	193,5	42.026	1:40.222

**No.60 Kinsey, Carl**

1	<b>20.906</b>	206,5	<b>37.252</b>	<b>203,7</b>	<b>36.834</b>	<b>1:34.992</b>
2	<b>19.934</b>	<b>214,7</b>	<b>36.506</b>	203,3	<b>36.686</b>	<b>1:33.126</b>
3 IN	<b>19.568</b>	209,3	39.315	183,3	41.733	1:40.616
4	3:35.562	189,1	38.799	200,3	37.691	4:52.052
5 IN	19.822	205,7	38.286	201,4	41.750	1:39.858

**No.70 Hempshall, Victor**

1	<b>21.122</b>	174,7	<b>39.702</b>	192,5	<b>39.547</b>	<b>1:40.371</b>
2	<b>20.874</b>	<b>192,8</b>	<b>38.443</b>	<b>194,2</b>	<b>38.844</b>	<b>1:38.161</b>
3	21.117	192,1	<b>38.374</b>	193,5	<b>38.663</b>	<b>1:38.154</b>
4	23.611	141,9	42.467	187,8	41.351	1:47.429

Laps	Sector 1	Spd 1	Sector 2	Spd 2	Sector 3	Lap Time
5	24.054	150,2	42.109	189,1	42.352	1:48.515
6	21.147	182,4	38.663	193,8	38.682	1:38.492
7 IN	24.121	140,8	42.886	191,1	47.275	1:54.282

**No.78 Dredge, Jason**

1	<b>19.878</b>	217,3	<b>35.538</b>	205,7	<b>35.717</b>	<b>1:31.133</b>
2	<b>19.293</b>	<b>219,0</b>	<b>35.168</b>	205,7	<b>35.334</b>	<b>1:29.795</b>
3	19.492	218,1	36.406	200,7	36.783	1:32.681
4	<b>19.224</b>	217,3	<b>34.779</b>	<b>206,8</b>	35.913	1:29.916
5	19.341	217,7	35.121	201,8	<b>35.137</b>	<b>1:29.599</b>
6 IN	24.514	194,9	36.487	182,7	43.218	1:44.219

**No.86 Knook, Rob**

1	<b>21.125</b>	<b>201,8</b>	<b>39.137</b>	<b>202,2</b>	<b>38.658</b>	<b>1:38.920</b>
---	---------------	--------------	---------------	--------------	---------------	-----------------

**No.90 Kruse, Kai**

1	<b>21.255</b>	191,1	<b>38.742</b>	198,8	<b>38.109</b>	<b>1:38.106</b>
2	<b>20.355</b>	203,3	<b>36.995</b>	<b>201,1</b>	<b>37.050</b>	<b>1:34.400</b>
3	<b>20.011</b>	<b>216,8</b>	<b>36.458</b>	<b>201,1</b>	38.416	1:34.885
4	<b>19.819</b>	213,8	36.704	198,5	<b>36.822</b>	<b>1:33.345</b>
5	<b>19.722</b>	213,4	46.360	173,6	43.370	1:49.452
6 IN	20.168	209,7	36.933	177,3	44.630	1:41.731

**No.92 Nuy, Bart**

1	<b>21.222</b>	169,8	<b>37.850</b>	202,6	<b>36.986</b>	<b>1:36.058</b>
2	<b>20.174</b>	179,4	<b>37.022</b>	<b>203,3</b>	37.392	<b>1:34.588</b>
3	<b>19.954</b>	205,7	<b>36.124</b>	202,2	<b>36.345</b>	<b>1:32.423</b>
4	<b>19.536</b>	<b>218,1</b>	<b>35.972</b>	199,6	<b>36.042</b>	<b>1:31.550</b>
5	19.539	210,9	36.132	202,6	<b>35.884</b>	1:31.555
6	19.690	212,1	<b>35.743</b>	201,8	52.071	1:47.504
7	21.853	209,7	35.875	199,2	36.077	1:33.805
8	19.747	214,7	<b>35.450</b>	198,8	36.020	<b>1:31.217</b>
9	19.741	213,4	37.440	201,8	35.939	1:33.120
10 IN	19.612	215,1	35.817	198,8	43.037	1:38.466

**No.96 Craven, Charles**

1	<b>21.675</b>	169,2	<b>38.606</b>	201,1	<b>37.676</b>	<b>1:37.957</b>
2	<b>19.664</b>	<b>214,2</b>	<b>35.950</b>	<b>202,6</b>	<b>36.158</b>	<b>1:31.772</b>
3 IN	20.601	169,2	41.515	187,5	48.407	1:50.523
4	6:13.805	138,1	47.852	164,3	43.369	7:45.026
5	22.068	169,0	40.625	192,5	39.797	1:42.490
6	20.873	183,9	37.941	198,1	37.302	1:36.116
7	19.707	207,6	36.379	200,0	36.695	1:32.781
8	<b>19.642</b>	213,4	<b>35.892</b>	200,7	36.261	1:31.795

# 04-07/06 Donington Park (GBR)

## CIK-FIA European Superkart Championship, Round 1



# Superkart

## Qualifying Practice 2 (QP2)

### Lap Time Analysis

For information purposes. No official / regulatory value

Laps	Sector 1	Spd 1	Sector 2	Spd 2	Sector 3	Lap Time
9 IN	22.508	161,9	39.957	196,3	44.697	1:47.162

#### No.97 Verhaar, Mark

1	<b>21.147</b>	189,4	<b>38.938</b>	<b>205,7</b>	<b>39.286</b>	<b>1:39.371</b>
2	<b>20.485</b>	189,4	<b>38.449</b>	204,1	<b>37.836</b>	<b>1:36.770</b>
3	<b>20.059</b>	<b>206,8</b>	<b>36.966</b>	204,5	<b>36.494</b>	<b>1:33.519</b>

# 04-07/06 Donington Park (GBR)

## CIK-FIA European Superkart Championship, Round 1



# Superkart

## Qualifying Practice 1 (QP1)

## Document 3

### Results

Subject to scrutineering & sporting investigations

Rnk	No.	Entrant	Nat	Driver	Nat	Equipment	Sector 1	Sector 2	Sector 3	Time	Gap	Laps
1	2	Kout, Adam		<b>Kout, Adam</b>		MS Kart / DEA	18.575	33.682	34.189	<b>1:26.446</b>		10
2	3	Elkmann, Peter		<b>Elkmann, Peter</b>		MS Kart / VM	18.724	34.044	34.004	<b>1:26.772</b>	0.326	14
3	1	Vinuales, Emmanuel		<b>Vinuales, Emmanuel</b>		Anderson / VM	18.721	33.843	34.792	<b>1:27.356</b>	0.910	11
4	5	Bennett, Gavin		<b>Bennett, Gavin</b>		Anderson / DEA	18.894	33.890	34.701	<b>1:27.485</b>	1.039	8
5	6	Jost, Andreas		<b>Jost, Andreas</b>		Anderson / VM	18.972	34.176	34.562	<b>1:27.710</b>	1.264	12
6	8	Maasmann, Marcel		<b>Maasmann, Marcel</b>		Anderson / FPE	19.058	34.238	35.420	<b>1:28.716</b>	2.270	12
7	4	Lilja, Henrik		<b>Lilja, Henrik</b>		PVP / PVP	19.093	34.670	35.109	<b>1:28.872</b>	2.426	11
8	78	Dredge, Jason		<b>Dredge, Jason</b>		Anderson / PVP	19.532	34.931	35.345	<b>1:29.808</b>	3.362	7
9	15	Hulme, Carl		<b>Hulme, Carl</b>		Anderson / FPE	19.404	35.612	35.848	<b>1:30.864</b>	4.418	7
10	92	Nuy, Bart		<b>Nuy, Bart</b>		MS Kart / VM	19.692	35.885	35.652	<b>1:31.229</b>	4.783	13
11	86	Knook, Rob		<b>Knook, Rob</b>		MS Kart / VM	19.599	35.703	36.274	<b>1:31.576</b>	5.130	6
12	96	Craven, Charles		<b>Craven, Charles</b>		MS Kart / VM	19.584	36.248	36.044	<b>1:31.876</b>	5.430	11
13	60	Kinsey, Carl		<b>Kinsey, Carl</b>		Anderson / VM	19.755	36.030	36.150	<b>1:31.935</b>	5.489	15
14	21	Harvey, David		<b>Harvey, David</b>		Anderson / VM	19.720	36.191	36.555	<b>1:32.466</b>	6.020	8
15	97	Verhaar, Mark		<b>Verhaar, Mark</b>		MS Kart / VM	19.520	36.828	36.294	<b>1:32.642</b>	6.196	12
16	90	Automobil-Club Hörter e.V.		<b>Kruse, Kai</b>		Anderson / DEA	19.784	36.815	36.721	<b>1:33.320</b>	6.874	9
17	46	Chapeau, Laurent		<b>Chapeau, Laurent</b>		PVP / FPE	20.202	37.173	38.073	<b>1:35.448</b>	9.002	7
18	47	Marggraf, Thomas		<b>Marggraf, Thomas</b>		PVP / PVP	20.571	37.579	37.646	<b>1:35.796</b>	9.350	10
19	16	Morley, Liam		<b>Morley, Liam</b>		Anderson / DEA	21.137	38.597	38.587	<b>1:38.321</b>	11.875	3
20	70	Hempshall, Victor		<b>Hempshall, Victor</b>		PVP / FPE	20.887	39.244	38.730	<b>1:38.861</b>	12.415	8
21	41	Rushforth, Simon		<b>Rushforth, Simon</b>		Spyda / FPE	21.245	38.575	39.202	<b>1:39.022</b>	12.576	6

For information - Limit of Qualification : 1:39.886

### Not Classified

	11	Lehtinen, Vesa		<b>Lehtinen, Vesa</b>		Anderson / DEA				<b>No Time</b>		
--	----	----------------	--	-----------------------	--	----------------	--	--	--	----------------	--	--

Start Time : 06/06 - 13:45:09

Best Lap : No.2 Kout, Adam

1:26.446 166,70 Kph

Weather : Slightly cloudy Air : 18°C Track : Dry

# 04-07/06 Donington Park (GBR)

## CIK-FIA European Superkart Championship, Round 1



# Superkart

## Qualifying Practice 1 (QP1)

### Best Sectors Analysis

For information purposes. No official / regulatory value

S1			S2			S3			Ideal Lap Times						
Rnk	No.	Time	Rnk	No.	Time	Rnk	No.	Time	Rnk	No.	Driver	Nat	Ideal Lap	Best Lap	Diff.
1	2	18.575	1	5	33.566	1	3	34.004	1	2	Kout, Adam	CZE	1:26.446	1:26.446	
2	1	18.721	2	2	33.682	2	2	34.189	2	3	Elkmann, Peter	DEU	1:26.695	1:26.772	0.077
3	3	18.724	3	1	33.791	3	6	34.562	3	5	Bennett, Gavin	GBR	1:27.161	1:27.485	0.324
4	5	18.894	4	3	33.967	4	5	34.701	4	1	Vinuales, Emmanuel	FRA	1:27.304	1:27.356	0.052
5	6	18.972	5	6	34.176	5	1	34.792	5	6	Jost, Andreas	DEU	1:27.710	1:27.710	
6	8	19.058	6	8	34.238	6	4	34.894	6	8	Maasmann, Marcel	NLD	1:28.469	1:28.716	0.247
7	4	19.078	7	4	34.670	7	8	35.173	7	4	Lilja, Henrik	DNK	1:28.642	1:28.872	0.230
8	78	19.110	8	78	34.907	8	78	35.345	8	78	Dredge, Jason	GBR	1:29.362	1:29.808	0.446
9	15	19.367	9	15	35.297	9	92	35.453	9	15	Hulme, Carl	GBR	1:30.512	1:30.864	0.352
10	60	19.404	10	86	35.571	10	15	35.848	10	92	Nuy, Bart	NLD	1:30.666	1:31.229	0.563
11	92	19.411	11	92	35.802	11	96	36.044	11	86	Knook, Rob	NLD	1:31.444	1:31.576	0.132
12	97	19.520	12	60	36.030	12	97	36.119	12	60	Kinsey, Carl	GBR	1:31.584	1:31.935	0.351
13	96	19.584	13	21	36.191	13	60	36.150	13	96	Craven, Charles	GBR	1:31.876	1:31.876	
14	86	19.599	14	96	36.248	14	86	36.274	14	97	Verhaar, Mark	NLD	1:32.396	1:32.642	0.246
15	90	19.673	15	97	36.757	15	21	36.555	15	21	Harvey, David	GBR	1:32.466	1:32.466	
16	21	19.720	16	90	36.781	16	90	36.654	16	90	Kruse, Kai	DEU	1:33.108	1:33.320	0.212
17	46	20.202	17	46	37.173	17	47	37.613	17	46	Chapeau, Laurent	FRA	1:35.448	1:35.448	
18	47	20.332	18	47	37.579	18	46	38.073	18	47	Marggraf, Thomas	DEU	1:35.524	1:35.796	0.272
19	16	20.425	19	16	38.287	19	16	38.587	19	16	Morley, Liam	GBR	1:37.299	1:38.321	1.022
20	70	20.762	20	41	38.575	20	70	38.730	20	70	Hempshall, Victor	GBR	1:38.178	1:38.861	0.683
21	41	21.245	21	70	38.686	21	41	39.184	21	41	Rushforth, Simon	GBR	1:39.004	1:39.022	0.018



# 04-07/06 Donington Park (GBR)

## CIK-FIA European Superkart Championship, Round 1



# Superkart

## Qualifying Practice 1 (QP1)

### Lap Time Analysis

For information purposes. No official / regulatory value

Laps	Sector 1	Spd 1	Sector 2	Spd 2	Sector 3	Lap Time
<b>No.1 Vinuales, Emmanuel</b>						
1	19.309	223,6	34.648	210,5	35.115	1:29.072
2	19.003	225,0	34.269	208,0	35.219	1:28.491
3	19.002	222,2	34.310	201,4	35.165	1:28.477
4	19.035	220,4	34.502	207,2	35.741	1:29.278
5	18.721	219,0	33.843	203,0	34.792	1:27.356
6	18.938	220,4	34.270	206,8	35.577	1:28.785
7 IN	19.757	219,0	34.276	207,6	41.191	1:35.224
8	6:54.358	194,9	35.998	206,8	35.736	8:06.092
9	18.855	225,4	34.322	207,6	34.956	1:28.133
10	18.783	220,8	33.791	201,8	35.088	1:27.662
11	18.952	222,2	33.871	206,8	35.135	1:27.958

Laps	Sector 1	Spd 1	Sector 2	Spd 2	Sector 3	Lap Time
<b>No.2 Kout, Adam</b>						
1	22.078	182,4	38.684	187,5	38.516	1:39.278
2	20.490	203,0	37.558	195,6	36.402	1:34.450
3 IN	19.232	219,5	36.017	204,9	41.344	1:36.593
4	3:30.795	170,8	39.930	208,4	36.098	4:46.823
5	18.993	223,6	33.932	211,7	34.468	1:27.393
6	18.606	221,7	33.801	211,7	34.453	1:26.860
7	18.614	224,0	34.099	213,8	35.409	1:28.122
8	18.593	224,0	33.829	215,1	34.201	1:26.623
9	18.575	224,0	33.682	210,5	34.189	1:26.446
10 IN	19.166	222,6	34.428	211,7	40.318	1:33.912

Laps	Sector 1	Spd 1	Sector 2	Spd 2	Sector 3	Lap Time
<b>No.3 Elkmann, Peter</b>						
1	19.678	205,3	35.469	208,0	35.421	1:30.568
2	18.997	222,6	34.513	211,7	34.415	1:27.925
3	18.835	225,0	34.128	211,7	34.395	1:27.358
4 IN	19.004	225,4	34.399	209,7	38.281	1:31.684
5	3:29.089	153,4	41.408	198,1	37.537	4:48.034
6	19.247	221,3	34.722	209,7	34.194	1:28.163
7	19.003	222,2	35.409	207,2	34.348	1:28.760
8	18.866	222,6	34.113	209,3	34.255	1:27.234
9	18.769	223,6	34.509	208,4	34.282	1:27.560
10	18.760	218,1	33.967	210,1	34.070	1:26.797
11	18.761	223,6	34.356	200,7	40.858	1:33.975
12	18.858	223,6	34.185	208,8	34.104	1:27.147
13	18.724	223,6	34.044	207,6	34.004	1:26.772
14 IN	18.823	221,3	35.234	206,5	40.667	1:34.724

Laps	Sector 1	Spd 1	Sector 2	Spd 2	Sector 3	Lap Time
<b>No.4 Lilja, Henrik</b>						
1	21.913	191,4	39.174	189,8	38.662	1:39.749
2	20.634	206,8	37.883	195,6	36.480	1:34.997
3 IN	19.728	213,8	36.033	207,2	42.012	1:37.773
4 IN	3:58.995	153,4	44.248	145,7	43.703	5:26.946
5	1:09.400	204,1	36.386	206,1	35.610	2:21.396
6	19.641	218,1	34.926	202,6	35.568	1:30.135
7	19.443	218,1	34.849	204,9	36.353	1:30.645
8 IN	19.291	219,9	36.039	176,4	44.346	1:39.676
9	1:59.033	211,3	35.804	206,1	35.643	3:10.480
10	19.078	222,2	35.473	205,7	34.894	1:29.445
11	19.093	219,9	34.670	206,5	35.109	1:28.872

Laps	Sector 1	Spd 1	Sector 2	Spd 2	Sector 3	Lap Time
<b>No.5 Bennett, Gavin</b>						
1	19.037	220,4	34.056	208,8	34.871	1:27.964
2 IN	19.216	220,8	34.060	210,5	39.512	1:32.788
3	7:23.055	153,6	42.944	186,2	38.120	8:44.119
4	19.344	218,1	33.977	210,5	35.182	1:28.503
5	19.105	219,0	33.566	204,9	35.142	1:27.813
6	18.988	221,3	33.742	207,6	34.899	1:27.629
7	18.894	224,0	33.890	208,0	34.701	1:27.485
8 IN	22.348	164,1	40.579	196,3	44.163	1:47.090

Laps	Sector 1	Spd 1	Sector 2	Spd 2	Sector 3	Lap Time
<b>No.6 Jost, Andreas</b>						
1	22.216	194,2	40.892	174,4	39.189	1:42.297
2	20.805	183,0	36.671	204,5	36.434	1:33.910
3	19.216	217,3	34.824	212,1	36.311	1:30.351
4	19.266	219,9	34.686	212,5	35.707	1:29.659
5 IN	19.234	219,5	35.079	206,8	37.854	1:32.167
6	4:58.260	166,6	39.490	201,1	37.055	6:14.805
7	19.488	218,6	35.294	205,7	35.418	1:30.200
8	19.209	220,8	34.847	204,9	35.389	1:29.445
9	19.371	221,3	34.530	207,2	35.358	1:29.259
10	19.227	219,9	34.397	204,5	35.034	1:28.658
11	19.003	220,8	34.658	205,3	34.839	1:28.500
12	18.972	219,9	34.176	205,7	34.562	1:27.710

Laps	Sector 1	Spd 1	Sector 2	Spd 2	Sector 3	Lap Time
<b>No.8 Maasmann, Marcel</b>						
1	19.727	218,6	35.151	212,1	38.623	1:33.501
2	19.598	217,3	36.364	206,5	36.054	1:32.016
3	19.302	220,4	35.408	207,2	36.286	1:30.996
4 IN	19.578	219,0	37.171	176,7	44.677	1:41.426

# 04-07/06 Donington Park (GBR)

## CIK-FIA European Superkart Championship, Round 1



# Superkart

## Qualifying Practice 1 (QP1)

### Lap Time Analysis

For information purposes. No official / regulatory value

Laps	Sector 1	Spd 1	Sector 2	Spd 2	Sector 3	Lap Time
5	4:37.913	165,1	43.358	154,0	37.938	5:59.209
6	19.575	214,7	36.817	205,3	<b>35.739</b>	1:32.131
7	<b>19.189</b>	218,6	<b>34.578</b>	207,6	<b>35.584</b>	<b>1:29.351</b>
8	<b>19.080</b>	219,0	34.907	205,3	35.620	1:29.607
9	19.228	210,9	<b>34.383</b>	206,8	<b>35.476</b>	<b>1:29.087</b>
10	<b>19.058</b>	219,5	<b>34.238</b>	206,1	<b>35.420</b>	<b>1:28.716</b>
11	19.350	219,5	34.416	205,7	<b>35.173</b>	1:28.939
12 IN	19.214	219,0	34.376	206,1	39.019	1:32.609

#### No.15 Hulme, Carl

1	<b>19.942</b>	213,8	<b>37.149</b>	204,9	<b>38.253</b>	<b>1:35.344</b>
2	22.043	189,4	<b>35.946</b>	208,8	<b>36.205</b>	<b>1:34.194</b>
3	<b>19.404</b>	209,3	<b>35.612</b>	204,9	<b>35.848</b>	<b>1:30.864</b>
4 IN	19.481	217,3	<b>35.297</b>	<b>209,3</b>	44.386	1:39.164
5	5:22.139	173,0	38.653	202,6	38.090	6:38.882
6	<b>19.367</b>	<b>218,1</b>	35.715	207,2	36.284	1:31.366
7 IN	19.637	201,8	35.988	206,5	39.535	1:35.160

#### No.16 Morley, Liam

1	<b>21.137</b>	179,4	<b>38.597</b>	<b>191,1</b>	<b>38.587</b>	<b>1:38.321</b>
2 IN	<b>20.425</b>	180,3	<b>38.336</b>	157,6	44.183	1:42.944
3 IN	10:38.094	<b>183,6</b>	<b>38.287</b>	187,5	46.301	12:02.682

#### No.21 Harvey, David

1	<b>20.201</b>	203,3	<b>36.848</b>	<b>204,1</b>	<b>37.599</b>	<b>1:34.648</b>
2	<b>19.902</b>	198,5	37.555	199,6	<b>37.021</b>	<b>1:34.478</b>
3	<b>19.720</b>	203,3	<b>36.191</b>	201,4	<b>36.555</b>	<b>1:32.466</b>
4	19.904	201,8	36.237	198,8	36.882	1:33.023
5 IN	20.068	201,8	36.375	196,7	41.239	1:37.682
6	3:35.813	170,0	39.807	194,2	39.095	4:54.715
7	20.612	<b>207,2</b>	37.262	192,8	1:11.153	2:09.027
8	22.119	201,4	37.694	192,8	37.682	1:37.495

#### No.41 Rushforth, Simon

1	<b>23.439</b>	169,8	<b>42.319</b>	185,5	<b>41.028</b>	<b>1:46.786</b>
2	23.514	172,7	<b>40.086</b>	188,4	<b>40.433</b>	<b>1:44.033</b>
3	<b>21.706</b>	180,3	<b>39.356</b>	188,8	<b>39.973</b>	<b>1:41.035</b>
4	<b>21.440</b>	180,6	<b>39.148</b>	<b>189,4</b>	<b>39.184</b>	<b>1:39.772</b>
5	<b>21.245</b>	185,2	<b>38.575</b>	188,8	39.202	<b>1:39.022</b>
6 IN	21.690	<b>188,4</b>	39.367	185,2	44.363	1:45.420

#### No.46 Chapeau, Laurent

1	<b>26.466</b>	153,1	<b>43.582</b>	181,2	<b>42.966</b>	<b>1:53.014</b>
2	<b>21.834</b>	185,5	<b>38.841</b>	201,1	<b>39.028</b>	<b>1:39.703</b>

Laps	Sector 1	Spd 1	Sector 2	Spd 2	Sector 3	Lap Time
3	<b>20.482</b>	194,2	<b>37.239</b>	<b>202,2</b>	39.727	<b>1:37.448</b>
4 IN	21.740	179,4	42.320	160,9	50.933	1:54.993
5	4:17.603	129,1	44.992	196,0	<b>38.525</b>	5:41.120
6	<b>20.202</b>	194,9	<b>37.173</b>	199,6	<b>38.073</b>	<b>1:35.448</b>
7 IN	20.407	<b>204,1</b>	38.307	193,8	46.585	1:45.299

#### No.47 Marggraf, Thomas

1	<b>22.211</b>	185,8	<b>39.929</b>	198,8	<b>38.892</b>	<b>1:41.032</b>
2	<b>20.797</b>	199,2	40.328	198,5	<b>38.855</b>	<b>1:39.980</b>
3	<b>20.616</b>	191,4	<b>38.855</b>	199,2	<b>38.003</b>	<b>1:37.474</b>
4	20.777	198,8	<b>38.123</b>	<b>201,4</b>	<b>37.613</b>	<b>1:36.513</b>
5	<b>20.332</b>	200,3	38.494	199,2	38.218	1:37.044
6	20.398	<b>202,2</b>	38.141	200,3	37.668	<b>1:36.207</b>
7	20.364	198,5	<b>37.871</b>	200,3	38.367	1:36.602
8	20.636	198,1	<b>37.721</b>	199,2	37.659	<b>1:36.016</b>
9	20.453	197,8	38.097	198,1	38.250	1:36.800
10	20.571	197,8	<b>37.579</b>	199,2	37.646	<b>1:35.796</b>

#### No.60 Kinsey, Carl

1	<b>20.140</b>	210,5	<b>36.800</b>	204,9	<b>37.077</b>	<b>1:34.017</b>
2	<b>19.404</b>	215,1	37.067	205,7	<b>36.811</b>	<b>1:33.282</b>
3	19.499	216,4	<b>36.321</b>	204,9	<b>36.271</b>	<b>1:32.091</b>
4	19.651	217,7	36.333	206,1	36.288	1:32.272
5	19.422	<b>218,1</b>	36.807	204,5	36.530	1:32.759
6	19.755	213,4	<b>36.030</b>	204,9	<b>36.150</b>	<b>1:31.935</b>
7	19.570	215,5	36.344	203,7	36.689	1:32.603
8	19.750	207,6	36.100	202,6	36.382	1:32.232
9	19.688	210,9	36.654	201,1	49.866	1:46.208
10	20.456	212,5	37.203	204,5	36.871	1:34.530
11	19.736	204,1	36.271	204,5	36.156	1:32.163
12	19.743	211,3	36.332	204,9	36.384	1:32.459
13	19.456	214,7	36.194	203,0	36.369	1:32.019
14	19.410	217,3	50.220	204,9	38.102	1:47.732
15	19.703	211,7	36.738	<b>208,0</b>	36.493	1:32.934

#### No.70 Hempshall, Victor

1	<b>21.244</b>	176,7	<b>40.323</b>	190,8	<b>44.806</b>	<b>1:46.373</b>
2	<b>20.887</b>	189,4	<b>39.244</b>	194,2	<b>38.730</b>	<b>1:38.861</b>
3	<b>20.883</b>	<b>191,8</b>	<b>38.686</b>	194,9	39.314	1:38.883
4	<b>20.762</b>	186,5	38.972	<b>196,3</b>	40.840	1:40.574
5 IN	21.704	163,3	41.301	189,8	47.149	1:50.154
6	8:48.217	161,6	41.263	193,5	40.685	10:10.165

# 04-07/06 Donington Park (GBR)

## CIK-FIA European Superkart Championship, Round 1



### Superkart

### Qualifying Practice 1 (QP1)

### Lap Time Analysis

For information purposes. No official / regulatory value

Laps	Sector 1	Spd 1	Sector 2	Spd 2	Sector 3	Lap Time
7	21.100	184,3	39.096	191,4	39.621	1:39.817
8 IN	20.932	185,8	39.301	194,9	46.812	1:47.045

Laps	Sector 1	Spd 1	Sector 2	Spd 2	Sector 3	Lap Time
12	20.006	206,1	36.414	200,7	38.718	1:35.138
13	20.850	201,8	36.084	201,1	<b>35.453</b>	1:32.387

#### No.78 Dredge, Jason

1	<b>19.759</b>	196,3	<b>38.399</b>	186,8	<b>39.213</b>	<b>1:37.371</b>
2	19.849	180,6	38.443	205,7	<b>36.579</b>	<b>1:34.871</b>
3	<b>19.110</b>	206,8	<b>35.664</b>	207,2	36.978	<b>1:31.752</b>
4	19.362	211,3	<b>34.995</b>	<b>208,4</b>	<b>36.131</b>	<b>1:30.488</b>
5	19.575	207,6	<b>34.907</b>	204,1	<b>35.841</b>	<b>1:30.323</b>
6	19.532	<b>219,0</b>	34.931	203,0	<b>35.345</b>	<b>1:29.808</b>
7 IN	19.393	206,8	36.222	203,7	40.642	1:36.257

#### No.96 Craven, Charles

1	<b>23.206</b>	170,3	<b>42.278</b>	190,4	<b>41.177</b>	<b>1:46.661</b>
2	<b>21.182</b>	193,2	<b>38.885</b>	201,8	<b>38.427</b>	<b>1:38.494</b>
3	<b>20.124</b>	200,0	<b>37.564</b>	202,6	<b>36.751</b>	<b>1:34.439</b>
4	<b>19.753</b>	199,6	<b>36.574</b>	<b>204,5</b>	<b>36.257</b>	<b>1:32.584</b>
5 IN	21.038	197,8	39.051	192,5	45.424	1:45.513
6	5:33.459	133,3	47.222	170,6	44.200	7:04.881
7	22.517	172,5	40.957	185,8	39.287	1:42.761
8	20.868	182,4	38.271	194,2	37.629	1:36.768
9	20.034	191,1	36.991	203,7	36.424	1:33.449
10	<b>19.584</b>	<b>214,2</b>	<b>36.248</b>	201,8	<b>36.044</b>	<b>1:31.876</b>
11 IN	21.449	180,9	40.088	193,8	45.263	1:46.800

#### No.86 Knook, Rob

1	<b>20.686</b>	209,7	<b>37.277</b>	202,6	<b>37.761</b>	<b>1:35.724</b>
2	<b>19.819</b>	185,5	<b>36.557</b>	202,6	<b>36.632</b>	<b>1:33.008</b>
3	<b>19.599</b>	218,1	<b>35.703</b>	202,2	<b>36.274</b>	<b>1:31.576</b>
4	19.832	216,8	36.109	201,1	36.464	1:32.405
5	19.780	<b>219,0</b>	35.973	<b>205,3</b>	36.505	1:32.258
6	19.884	218,1	<b>35.571</b>	203,3	<b>36.274</b>	1:31.729

#### No.97 Verhaar, Mark

1	<b>21.562</b>	176,1	<b>39.267</b>	203,3	<b>38.406</b>	<b>1:39.235</b>
2	<b>20.535</b>	195,2	<b>38.035</b>	203,7	<b>37.126</b>	<b>1:35.696</b>
3	<b>20.077</b>	199,6	<b>37.993</b>	206,1	<b>36.872</b>	<b>1:34.942</b>
4 IN	20.182	196,0	<b>37.980</b>	203,3	40.112	1:38.274
5	4:44.607	132,1	44.935	194,5	40.379	6:09.921
6	20.753	193,2	<b>37.846</b>	201,8	37.580	1:36.179
7	20.296	198,5	<b>37.582</b>	204,5	<b>36.854</b>	<b>1:34.732</b>
8	<b>19.899</b>	200,3	<b>37.079</b>	205,7	<b>36.658</b>	<b>1:33.636</b>
9	<b>19.831</b>	<b>205,7</b>	<b>36.964</b>	203,3	<b>36.119</b>	<b>1:32.914</b>
10	<b>19.683</b>	203,3	<b>36.757</b>	<b>206,8</b>	36.456	<b>1:32.896</b>
11	<b>19.520</b>	201,8	36.828	204,9	36.294	<b>1:32.642</b>
12 IN	19.837	196,7	38.288	203,0	41.999	1:40.124

#### No.90 Kruse, Kai

1	<b>21.233</b>	199,6	<b>38.860</b>	201,8	<b>38.619</b>	<b>1:38.712</b>
2	<b>20.122</b>	214,7	<b>37.789</b>	<b>202,6</b>	<b>37.601</b>	<b>1:35.512</b>
3	<b>20.020</b>	212,1	<b>37.454</b>	201,1	<b>37.260</b>	<b>1:34.734</b>
4 IN	20.428	210,1	41.299	192,8	43.006	1:44.733
5	4:02.557	145,5	50.715	144,3	43.338	5:36.610
6	21.095	198,1	39.398	200,3	38.088	1:38.581
7	<b>19.969</b>	213,0	<b>36.781</b>	201,4	<b>36.654</b>	<b>1:33.404</b>
8	<b>19.784</b>	214,7	36.815	202,2	36.721	<b>1:33.320</b>
9 IN	<b>19.673</b>	<b>215,5</b>	37.590	175,3	44.845	1:42.108

#### No.92 Nuy, Bart

1	<b>21.509</b>	172,5	<b>38.443</b>	202,6	<b>37.747</b>	<b>1:37.699</b>
2	<b>19.986</b>	196,7	<b>37.586</b>	204,5	<b>36.365</b>	<b>1:33.937</b>
3	<b>19.913</b>	197,4	<b>36.430</b>	<b>205,3</b>	<b>35.945</b>	<b>1:32.288</b>
4	<b>19.626</b>	197,8	<b>36.413</b>	204,9	36.187	<b>1:32.226</b>
5	<b>19.593</b>	203,3	<b>35.940</b>	204,1	<b>35.882</b>	<b>1:31.415</b>
6	19.692	203,3	<b>35.885</b>	204,1	<b>35.652</b>	<b>1:31.229</b>
7	<b>19.411</b>	206,8	<b>35.802</b>	202,6	38.321	1:33.534
8 IN	20.587	186,5	36.413	203,0	39.732	1:36.732
9	3:23.689	160,7	38.367	200,3	36.661	4:38.717
10	19.841	200,3	35.842	200,3	37.492	1:33.175
11	19.557	<b>208,4</b>	36.169	202,2	35.874	1:31.600



04-07/06 Donington Park (GBR)  
CIK-FIA European Superkart Championship, Round 1



# *Entry &* **Participants' List**





# 04-07/06 Donington Park (GBR) CIK-FIA European Superkart Championship, Round 1



## Superkart

## List of Participants (22 Drivers)

## Document 1

No.	Entrant	Nat	Driver	Nat	Equipment
1	Vinuales, Emmanuel		<b>Vinuales, Emmanuel</b>		Anderson / VM
2	Kout, Adam		<b>Kout, Adam</b>		MS Kart / DEA
3	Elkmann, Peter		<b>Elkmann, Peter</b>		MS Kart / VM
4	Lilja, Henrik		<b>Lilja, Henrik</b>		PVP / PVP
5	Bennett, Gavin		<b>Bennett, Gavin</b>		Anderson / DEA
6	Jost, Andreas		<b>Jost, Andreas</b>		Anderson / VM
8	Maasmann, Marcel		<b>Maasmann, Marcel</b>		Anderson / FPE
11	Lehtinen, Vesa		<b>Lehtinen, Vesa</b>		Anderson / DEA
15	Hulme, Carl		<b>Hulme, Carl</b>		Anderson / FPE
16	Morley, Liam		<b>Morley, Liam</b>		Anderson / DEA
21	Harvey, David		<b>Harvey, David</b>		Anderson / VM
41	Rushforth, Simon		<b>Rushforth, Simon</b>		Spyda / FPE
46	Chapeau, Laurent		<b>Chapeau, Laurent</b>		PVP / FPE
47	Marggraf, Thomas		<b>Marggraf, Thomas</b>		PVP / PVP
60	Kinsey, Carl		<b>Kinsey, Carl</b>		Anderson / VM
70	Hempshall, Victor		<b>Hempshall, Victor</b>		PVP / FPE
78	Dredge, Jason		<b>Dredge, Jason</b>		Anderson / PVP
86	Knook, Rob		<b>Knook, Rob</b>		MS Kart / VM
90	Automobil-Club Hötter e.V. im AD		<b>Kruse, Kai</b>		Anderson / DEA
92	Nuy, Bart		<b>Nuy, Bart</b>		MS Kart / VM
96	Craven, Charles		<b>Craven, Charles</b>		MS Kart / VM
97	Verhaar, Mark		<b>Verhaar, Mark</b>		MS Kart / VM

# 04-07/06 Donington Park (GBR) CIK-FIA European Superkart Championship, Round 1



## Superkart Entry List (23 Drivers)

No.	Entrant	Nat	Driver	Nat	Equipment
1	Vinuales, Emmanuel		<b>Vinuales, Emmanuel</b>		Anderson / VM
2	Kout, Adam		<b>Kout, Adam</b>		MS Kart / DEA
3	Elkmann, Peter		<b>Elkmann, Peter</b>		MS Kart / VM
4	Lilja, Henrik		<b>Lilja, Henrik</b>		PVP / PVP
5	Bennett, Gavin		<b>Bennett, Gavin</b>		Anderson / DEA
6	Jost, Andreas		<b>Jost, Andreas</b>		Anderson / VM
8	Maasmann, Marcel		<b>Maasmann, Marcel</b>		Anderson / FPE
11	Lehtinen, Vesa		<b>Lehtinen, Vesa</b>		Anderson / DEA
15	Hulme, Carl		<b>Hulme, Carl</b>		Anderson / FPE
16	Morley, Liam		<b>Morley, Liam</b>		Anderson / DEA
21	Harvey, David		<b>Harvey, David</b>		Anderson / VM
34	Ahlgren, Tony		<b>Ahlgren, Tony</b>		MS Kart / VM
41	Rushforth, Simon		<b>Rushforth, Simon</b>		Spyda / FPE
46	Chapeau, Laurent		<b>Chapeau, Laurent</b>		PVP / FPE
47	Marggraf, Thomas		<b>Marggraf, Thomas</b>		PVP / PVP
60	Kinsey, Carl		<b>Kinsey, Carl</b>		Anderson / VM
70	Hempshall, Victor		<b>Hempshall, Victor</b>		PVP / FPE
78	Dredge, Jason		<b>Dredge, Jason</b>		Anderson / PVP
86	Knook, Rob		<b>Knook, Rob</b>		MS Kart / VM
90	Automobil-Club Höxter e.V. im AD		<b>Kruse, Kai</b>		Anderson / DEA
92	Nuy, Bart		<b>Nuy, Bart</b>		MS Kart / VM
96	Craven, Charles		<b>Craven, Charles</b>		MS Kart / VM
97	Verhaar, Mark		<b>Verhaar, Mark</b>		MS Kart / VM