

Hankook 12H MAGNY COURS 2017

Touring Car Endurance Series - Race 2

Superkart



Result of Qualifying 2

21 - 22 April 2017

Circuit Nevers de Magny-Cours - 4411 mtr.

Pos	Nbr	Name / Team name	Car	Fastest	In	Gap	Diff	Laps	Km/h
1	2	Peter ELKMANN (DE) ANDERSON - VM RACING	ANDERSON VM	1:37.005	3			7	163.70
2	3	Yannick DE BRABANDER (BEL) KARTING PARADISE	MSKART VM	1:37.265	7	0.260	0.260	8	163.26
3	1	Adam KOUT (CZ) MSKART TEAM	MSKART DEA	1:38.116	3	1.111	0.851	7	161.85
4	18	Alexandre SEBASTIA (FR) HEURTAUX	ANDERSON DEA	1:38.686	4	1.681	0.570	4	160.91
5	17	Julien PONCELET (FRA) TEAMMOTORS	MSKART VM	1:39.328	3	2.323	0.642	10	159.87
6	47	Daniel HENTSCHEL (DE) HT RACING TEAM	MSKART DEA	1:40.624	7	3.619	1.296	9	157.81
7	76	Etienne AEBISCHER (CH) PEGAMARACING	MSKART VM	1:40.943	5	3.938	0.319	7	157.31
8	16	Dave HARVEY (GB) HARVEY VM UK	MSKART VM	1:40.957	5	3.952	0.014	9	157.29
9	6	Daniel C LARK (GB) REDSPEED TEAM	ANDERSON VM	1:41.428	5	4.423	0.471	8	156.56
10	12	Léo KURSTJENS (NL) KARTING PARADISE	MSKART VM	1:41.684	9	4.679	0.256	9	156.17
11	13	Jaime ZULETA (CO) KARTING PARADISE	MSKART VM	1:41.866	5	4.861	0.182	8	155.89
12	20	Mark VERHAAR (NL) KARTING PARADISE	MSKART VM	1:42.628	9	5.623	0.762	11	154.73
13	91	Johan LAMALLE (FRA) JOLA COMPETITION	MSKART VM	1:42.951	4	5.946	0.323	5	154.24
14	93	Ingvar BJERGE (SWE) REDSPEED TEAM	ANDERSON FPE	1:43.021	10	6.016	0.070	11	154.14
15	71	Carlo CHERMAZ (IT) REDSPEED TEAM	ANDERSON FPE	1:43.709	10	6.704	0.688	12	153.12
16	72	Philippe GERBER (CH) PEGAMARACING	PVP FPE	1:44.179	5	7.174	0.470	7	152.43
17	88	Kévin BUSBY (GB) BUSBY RACING	ANDERSON FPE	1:44.588	7	7.583	0.409	8	151.83
18	10	Andréas JOST (DE) JOST MOTORSPORT	ANDERSON VM	1:47.741	4	10.736	3.153	4	147.39
19	33	Marcel FLEURY (FRA) WILD MOTORSPORT	ANDERSON DUCATI 848	1:50.901	5	13.896	3.160	7	143.19
20	888	Teddy LEGENDRE (FRA) TLC	MSKART KTM 500 EXC-F	1:51.145	7	14.140	0.244	9	142.87
Not Qualified		Qualification maxima (120% of 1:37.005) = 1:56.406							
DNC	53	Donato MAIORANO (CH) REDSPEED TEAM	ANDERSON DEA	2:00.494	6	23.489	9.349	7	131.79
DNC	26	Jürgen REINKE (DE) JR RACING TEAM	ANDERSON VM					1	0.00

Superkart 33: No working transponder!

Fastest time : 1:37.005 in lap 3 by nbr. 2 : ANDERSON - VM RACING(Peter ELKMANN) (ANDERSON)			Publication-time
Results and lap times : www.raceresults.nu		Timekeeping by : RSTime by TimeService.nl	Time Printed : 21-04-2017 - 10:42
Race Director Yann Charpentier	Steward	Timekeeper  Rob Oude Luttikhuis - TimeService.nl	Official Timekeeper 
Page 1 of 1	Results remain provisional pending technical examination and decisions from the stewards of the meeting		

Hankook 12H MAGNY COURS 2017

Touring Car Endurance Series - Race 2

Result of the combined Qualifications - Superkart

21 - 22 April 2017

Result of Qualifying 2

Circuit Nevers de Magny-Cours - 4411 mtr.

Pos	Nbr	Name	Qual-1	Qual-2	Fastest	Gap
1	2	Peter ELKMANN (DE)	1:36.576	1:37.005	1:36.576	
2	3	Yannick DE BRABANDER (BEL)	1:37.987	1:37.265	1:37.265	0.689
3	1	Adam KOUT (CZ)	1:38.577	1:38.116	1:38.116	1.540
4	18	Alexandre SEBASTIA (FR)	1:39.446	1:38.686	1:38.686	2.110
5	17	Julien PONCELET (FRA)	1:40.454	1:39.328	1:39.328	2.752
6	10	Andréas JOST (DE)	1:40.214	1:47.741	1:40.214	3.638
7	47	Daniel HENTSCHEL (DE)	1:42.263	1:40.624	1:40.624	4.048
8	76	Etienne AEBISCHER (CH)	1:42.535	1:40.943	1:40.943	4.367
9	16	Dave HARVEY (GB)	1:44.957	1:40.957	1:40.957	4.381
10	6	Daniel CLARK (GB)	1:45.136	1:41.428	1:41.428	4.852
11	12	Léo KURSTJENS (NL)	1:41.515	1:41.684	1:41.515	4.939
12	13	Jaime ZULETA (CO)	1:44.493	1:41.866	1:41.866	5.290
13	20	Mark VERHAAR (NL)	1:48.306	1:42.628	1:42.628	6.052
14	91	Johan LAMALLE (FRA)	1:42.829	1:42.951	1:42.829	6.253
15	93	Ingvar BJERGE (SWE)		1:43.021	1:43.021	6.445
16	71	Carlo CHERMAZ (IT)	1:46.718	1:43.709	1:43.709	7.133
17	72	Philippe GERBER (CH)	1:45.485	1:44.179	1:44.179	7.603
18	88	Kévin BUSBY (GB)	1:48.065	1:44.588	1:44.588	8.012
19	74	Marc ALBIN (FR)	1:48.178		1:48.178	11.602
20	33	Marcel FLEURY (FRA)	1:57.653	1:50.901	1:50.901	14.325
21	888	Teddy LEGENDRE (FRA)	1:53.641	1:51.145	1:51.145	14.569
DNQ	53	Donato MAIORANO (CH)	2:07.306	2:00.494	2:00.494	23.918
DNQ	26	Jürgen REINKE (DE)				

Qualification 1: Superkarts 26, 33, 53, 93 Did not qualify

Qualification 2: Superkarts 26, 53, 74 Did not qualify



Fastest time : 1:37.005 in lap 3 by nbr. 2 : ANDERSON - VMRACING(Peter ELKMANN) (ANDERSON)

Publication-time

Results and lap times : www.raceresults.nu

Timekeeping by : RSTime by TimeService.nl

Time Printed : 21-04-2017 - 10:44

Race Director	Steward]	Timekeeper	 Rob Oude Luttikhuis - TimeService.nl	Official Timekeeper 
Yann Charpentier				
Page 1 of 1	Results remain provisional pending technical examination and decisions from the stewards of the meeting			

Hankook 12H MAGNY COURS 2017
Touring Car Endurance Series - Race 2

Superkart
Laptimes - Qualifying 2

21 - 22 April 2017
Circuit Nevers de Magny-Cours - 4411 mtr.

Nbr	Name / Team name	1	2	3	4	5	6	7	8	9	10	11	12	13	14	15
1	Adam KOUT	1:41.784	1:38.750	1:38.116	1:38.757	1:38.299	1:38.902	1:45.869								
2	Peter ELKMANN	1:42.887	1:38.958	1:37.005	1:40.051	1:38.309	1:37.441	1:48.780								
3	Yannick DE BRABAN DER	1:50.039	1:40.439	1:39.639	1:38.525	1:37.666	1:37.889	1:37.265	1:57.124							
6	Daniel CLARK	2:18.824	1:52.275	1:46.102	1:42.476	1:41.428	1:52.683	6:37.820	1:44.925							
10	Andréas JOST	2:08.946	4:04.819	1:52.698	1:47.741											
12	Léo KURSTJENS	1:53.021	1:48.432	2:35.322	1:41.903	1:42.209	1:42.302	1:43.171	1:42.883	1:41.684						
13	Jaime ZULETA	1:55.790	1:57.378	1:52.099	3:34.226	1:41.866	1:42.319	1:44.494	1:43.290							
16	Dave HARVEY	1:59.180	1:48.584	1:43.184	1:43.058	1:40.957	1:56.350	6:04.762	1:45.210	1:42.173						
17	Julien PONCELET	1:47.761	1:40.751	1:39.328	1:40.212	1:40.252	1:40.911	1:40.235	1:40.342	1:40.491	1:49.337					
18	Alexandre SEBASTIA	1:55.157	1:41.048	1:39.120	1:38.686											
20	Mark VERHAAR	2:03.988	1:50.929	1:46.550	1:45.923	1:43.884	1:43.352	1:43.559	1:42.932	1:42.628	1:43.251	1:49.572				
26	Jürgen REINKE	3:20.860														
33	Marcel FLEURY	1:53.604	1:54.696	1:54.032	1:53.515	1:50.901	1:52.157	1:54.499								
47	Daniel HENTSCHEL	2:00.542	1:58.434	1:42.461	1:41.726	1:41.819	1:41.918	1:40.624	1:48.186	1:48.700						
53	Donato MAIORANO	2:12.081	2:07.990	2:01.803	2:07.893	3:10.450	2:00.494	2:00.843								
71	Carlo CHERMAZ	2:00.891	1:52.194	1:50.010	1:47.968	1:46.538	1:45.418	1:45.536	1:45.938	1:44.420	1:43.709	1:43.781	1:51.185			
72	Philippe GERBER	2:11.314	1:49.244	1:47.566	1:46.167	1:44.179	2:00.106	5:07.140								
76	Etienne AEBISCHER	2:11.835	1:47.788	1:42.093	1:41.961	1:40.943	1:55.887	5:32.390								
88	Kévin BUSBY	1:59.385	1:51.164	1:47.227	1:46.043	1:45.205	1:44.838	1:44.588	1:52.077							
91	Johan LAMALLE	2:01.456	1:47.155	1:43.954	1:42.951	1:43.027										
93	Ingvær BJERGE	2:11.390	1:56.744	1:50.864	1:48.495	1:46.609	1:43.728	1:43.378	1:44.777	1:43.043	1:43.021	2:00.185				
888	Teddy LEGENDRE	2:13.982	1:56.463	1:57.711	1:53.139	1:52.908	1:52.839	1:51.145	1:53.828	2:06.498						

Hankook 12H MAGNY COURS 2017
Touring Car Endurance Series - Race 2

Superkart
Sector analyse - Qualifying 2

21 - 22 April 2017
Circuit Nevers de Magny-Cours - 4411 mtr.

Pos	Nbr	Name / Team name	Sector 1			Sector 2			Sector 3			Theoretical best	Actual best	In
			time	Lap	pos	time	Lap	pos	time	Lap	pos			
1	2	Peter ELKMANN	29.474	5	1	36.708	3	1	30.565	3	2	1:36.747	1:37.005	3
2	3	Yannick DE BRABANDER	29.789	6	2	36.920	7	2	30.448	7	1	1:37.157	1:37.265	7
3	1	Adam KOUT	29.904	4	3	37.425	4	4	30.643	3	3	1:37.972	1:38.116	3
4	18	Alexandre SEBASTIA	30.217	4	5	37.292	4	3	31.071	3	5	1:38.580	1:38.686	4
5	17	Julien PONCELET	30.203	3	4	37.802	3	6	31.065	2	4	1:39.070	1:39.328	3
6	47	Daniel HENTSCHEL	30.790	8	9	37.503	8	5	31.602	7	7	1:39.895	1:40.624	7
7	76	Etienne AEBISCHER	30.824	5	10	38.740	3	10	31.372	5	6	1:40.936	1:40.943	5
8	16	Dave HARVEY	30.741	5	8	38.555	5	8	31.661	5	8	1:40.957	1:40.957	5
9	6	Daniel CLARK	30.536	6	6	38.787	5	11	31.926	5	11	1:41.249	1:41.428	5
10	12	Léo KURSTJENS	30.609	4	7	38.408	5	7	31.895	9	9	1:40.912	1:41.684	9
11	13	Jaime ZULETA	31.217	5	11	38.700	6	9	31.924	6	10	1:41.841	1:41.866	5
12	20	Mark VERHAAR	31.299	6	12	39.095	9	12	32.180	9	13	1:42.574	1:42.628	9
13	91	Johan LAMALLE	31.485	5	15	39.212	4	14	32.161	4	12	1:42.858	1:42.951	4
14	93	Ingvar BJERGE	31.374	10	13	39.196	9	13	32.182	10	14	1:42.752	1:43.021	10
15	71	Carlo CHERMAZ	31.405	12	14	39.652	10	15	32.390	11	16	1:43.447	1:43.709	10
16	72	Philippe GERBER	31.792	5	17	39.768	3	16	32.304	5	15	1:43.864	1:44.179	5
17	88	Kévin BUSBY	31.713	8	16	39.771	6	17	32.805	6	17	1:44.289	1:44.588	7
18	10	Andréas JOST	33.302	4	18	40.010	4	18	34.429	4	18	1:47.741	1:47.741	4
19	33	Marcel FLEURY											1:50.901	5
20	888	Teddy LEGENDRE	34.142	7	19	42.389	7	19	34.614	7	19	1:51.145	1:51.145	7
21	53	Donato MAIORANO	36.537	7	20	44.418	7	20	37.124	5	20	1:58.079	2:00.494	6
22	26	Jürgen REINKE				1:17.620	1	21						
23	74	Marc ALBIN												

Hankook 12H MAGNY COURS 2017
Touring Car Endurance Series - Race 2

Superkart

21 - 22 April 2017

Laps and Sector Times - Qualifying 2

Circuit Nevers de Magny-Cours - 4411 mtr.

1 Adam KOUT								MSKART DEA											
lap	Sect-1	Speed	Sect-2	Speed	Sect-3	Speed	TopSpeed	laptime	pit	lap	Sect-1	Speed	Sect-2	Speed	Sect-3	Speed	Topspeed	laptime	pit
1	Out		39.802		31.377	124.5		1:41.784		5	30.017		37.479		30.803	121.9		1:38.299	
2	29.949		37.708		31.093	125.5		1:38.750		6	30.422		37.452		31.028	125.6		1:38.902	
3	29.978		37.495		<u>30.643</u>	126.4		<u>1:38.116</u>		7	30.504		37.860		In			1:45.869	P
4	<u>29.904</u>		<u>37.425</u>		31.428	124.9		1:38.757		8									
2 Peter ELKMANN								ANDERSON VM											
1	Out		39.688		32.131	120.4		1:42.887		5	<u>29.474</u>		38.196		30.639	125.3		1:38.309	
2	30.694		37.351		30.913	123.8		1:38.958		6	29.509		36.984		30.948	125.2		1:37.441	
3	29.732		<u>36.708</u>		<u>30.565</u>	123.0		<u>1:37.005</u>		7	30.521		38.019		In			1:48.780	P
4	32.315		37.007		30.729	123.8		1:40.051		8									
3 Yannick DE BRABANDER								MSKART VM											
1	Out		41.546		33.005	122.1		1:50.039		5	29.945		37.241		30.480	124.9		1:37.666	
2	31.230		38.357		30.852	125.2		1:40.439		6	<u>29.789</u>		37.266		30.834	126.2		1:37.889	
3	30.339		38.399		30.901	120.4		1:39.639		7	29.897		<u>36.920</u>		<u>30.448</u>	123.6		<u>1:37.265</u>	
4	30.223		37.600		30.702	124.9		1:38.525		8	34.528		41.142		In			1:57.124	P
6 Daniel CLARK								ANDERSON VM											
1	Out		54.610		45.320	74.9		2:18.824		5	30.715		<u>38.787</u>		<u>31.926</u>	121.7		1:41.428	
2	36.743		41.596		33.936	113.8		1:52.275		6	<u>30.536</u>		41.205		In			1:52.683	P
3	31.228		40.969		33.905	111.5		1:46.102		7	Out		47.006		34.898	107.8		6:37.820	
4	31.204		39.227		32.045	117.7		1:42.476		8	31.939		40.675		32.311	120.8		1:44.925	
10 Andréas JOST								ANDERSON VM											
1	Out		48.302		In			2:08.946	P	3	34.188		43.431		35.079	108.5		1:52.698	
2	Out		42.734		35.476	110.0		4:04.819		4	<u>33.302</u>		<u>40.010</u>		<u>34.429</u>	117.6		<u>1:47.741</u>	
12 Léo KURSTJENS								MSKART VM											
1	Out		43.495		33.942	109.3		1:53.021		6	31.519		38.656		32.127	119.4		1:42.302	
2	31.858		39.468		In			1:48.432	P	7	31.436		38.963		32.772	118.3		1:43.171	
3	Out		39.434		32.006	116.9		2:35.322		8	31.549		38.966		32.368	122.2		1:42.883	
4	<u>30.609</u>		38.943		32.351	113.1		1:41.903		9	30.952		38.837		<u>31.895</u>	120.6		<u>1:41.684</u>	
5	31.032		<u>38.408</u>		32.769	116.3		1:42.209		10									
13 Jaime ZULETA								MSKART VM											
1	Out		45.310		34.645	116.2		1:55.790		5	<u>31.217</u>		38.715		31.934	110.4		<u>1:41.866</u>	
2	37.753		47.068		32.557	117.3		1:57.378		6	31.695		<u>38.700</u>		<u>31.924</u>	118.1		1:42.319	
3	32.361		41.248		In			1:52.099	P	7	31.670		39.581		33.243	113.1		1:44.494	
4	Out		40.026		32.027	117.6		3:34.226		8	32.053		39.180		32.057	116.0		1:43.290	
16 Dave HARVEY								MSKART VM											
1	Out		46.914		35.839	107.4		1:59.180		6	32.706		41.931		In			1:56.350	P
2	34.214		40.670		33.700	112.9		1:48.584		7	Out		43.614		34.652	108.5		6:04.762	
3	31.657		39.085		32.442	116.3		1:43.184		8	32.695		39.765		32.750	118.7		1:45.210	
4	31.355		39.041		32.662	113.7		1:43.058		9	31.016		39.438		31.719	117.6		1:42.173	
5	<u>30.741</u>		<u>38.555</u>		<u>31.661</u>	118.5		<u>1:40.957</u>		10									

Hankook 12H MAGNY COURS 2017

Touring Car Endurance Series - Race 2

Superkart

21 - 22 April 2017

Laps and Sector Times - Qualifying 2

Circuit Nevers de Magny-Cours - 4411 mtr.

17 Julien PONCELET									MSKART VM										
lap	Sect-1	Speed	Sect-2	Speed	Sect-3	Speed	TopSpeed	laptime	pit	lap	Sect-1	Speed	Sect-2	Speed	Sect-3	Speed	Topspeed	laptime	pit
1	Out		41.141		32.527	115.4		1:47.761		6	30.974		38.488		31.449	121.4		1:40.911	
2	31.392		38.294		<u>31.065</u>	121.1		1:40.751		7	30.420		38.575		31.240	122.1		1:40.235	
3	<u>30.203</u>		<u>37.802</u>		31.323	120.8		<u>1:39.328</u>		8	30.427		38.383		31.532	122.6		1:40.342	
4	30.432		38.379		31.401	116.2		1:40.212		9	30.608		38.349		31.534	119.5		1:40.491	
5	30.923		37.891		31.438	121.4		1:40.252		10	30.833		39.804		In			1:49.337	P

18 Alexandre SEBASTIA									ANDERSON DEA										
lap	Sect-1	Speed	Sect-2	Speed	Sect-3	Speed	TopSpeed	laptime	pit	lap	Sect-1	Speed	Sect-2	Speed	Sect-3	Speed	Topspeed	laptime	pit
1	Out		45.857		33.620	115.2		1:55.157		3	30.463		37.586		<u>31.071</u>	122.2		1:39.120	
2	31.104		38.351		31.593	121.3		1:41.048		4	<u>30.217</u>		<u>37.292</u>		31.177	123.3		<u>1:38.686</u>	

20 Mark VERHAAR									MSKART VM										
lap	Sect-1	Speed	Sect-2	Speed	Sect-3	Speed	TopSpeed	laptime	pit	lap	Sect-1	Speed	Sect-2	Speed	Sect-3	Speed	Topspeed	laptime	pit
1	Out		49.331		36.799	110.9		2:03.988		7	31.808		39.354		32.397	125.2		1:43.559	
2	33.516		42.314		35.099	117.6		1:50.929		8	31.355		39.246		32.331	125.5		1:42.932	
3	32.291		40.907		33.352	118.5		1:46.550		9	31.353		<u>39.095</u>		<u>32.180</u>	117.0		<u>1:42.628</u>	
4	32.060		40.647		33.216	116.5		1:45.923		10	31.576		39.275		32.400	121.7		1:43.251	
5	31.630		39.513		32.741	121.5		1:43.884		11	31.770		39.611		In			1:49.572	P
6	<u>31.299</u>		39.784		32.269	119.8		1:43.352		12									

26 Jürgen REINKE									ANDERSON VM										
lap	Sect-1	Speed	Sect-2	Speed	Sect-3	Speed	TopSpeed	laptime	pit	lap	Sect-1	Speed	Sect-2	Speed	Sect-3	Speed	Topspeed	laptime	pit
1	Out		<u>1:17.620</u>		In			3:20.860	P	2									

33 Marcel FLEURY									ANDERSON DUCATI 848										
lap	Sect-1	Speed	Sect-2	Speed	Sect-3	Speed	TopSpeed	laptime	pit	lap	Sect-1	Speed	Sect-2	Speed	Sect-3	Speed	Topspeed	laptime	pit
1								1:53.604		5								1:50.901	
2								1:54.696		6								1:52.157	
3								1:54.032		7								1:54.499	
4								1:53.515		8									

47 Daniel HENTSCHEL									MSKART DEA										
lap	Sect-1	Speed	Sect-2	Speed	Sect-3	Speed	TopSpeed	laptime	pit	lap	Sect-1	Speed	Sect-2	Speed	Sect-3	Speed	Topspeed	laptime	pit
1	Out		48.155		35.520	119.1		2:00.542		6	31.337		38.845		31.736	121.4		1:41.918	
2	44.738		40.885		32.811	120.0		1:58.434		7	31.106		37.916		<u>31.602</u>	123.3		<u>1:40.624</u>	
3	31.770		38.561		32.130	124.2		1:42.461		8	<u>30.790</u>		<u>37.503</u>		39.893	120.6		1:48.186	
4	31.344		38.439		31.943	124.8		1:41.726		9	31.044		40.024		In			1:48.700	P
5	31.319		38.547		31.953	117.4		1:41.819		10									

53 Donato MAIORANO									ANDERSON DEA										
lap	Sect-1	Speed	Sect-2	Speed	Sect-3	Speed	TopSpeed	laptime	pit	lap	Sect-1	Speed	Sect-2	Speed	Sect-3	Speed	Topspeed	laptime	pit
1	Out		51.421		43.051	89.1		2:12.081		5	Out		46.376		<u>37.124</u>	100.9		3:10.450	
2	41.849		47.348		38.793	94.1		2:07.990		6	36.661		45.007		38.826	99.3		<u>2:00.494</u>	
3	36.732		46.079		38.992	100.2		2:01.803		7	<u>36.537</u>		<u>44.418</u>		39.888	98.1		2:00.843	
4	36.792		45.753		In			2:07.893	P	8									

71 Carlo CHERMAZ									ANDERSON FPE										
lap	Sect-1	Speed	Sect-2	Speed	Sect-3	Speed	TopSpeed	laptime	pit	lap	Sect-1	Speed	Sect-2	Speed	Sect-3	Speed	Topspeed	laptime	pit
1	Out		47.509		36.933	107.8		2:00.891		7	32.070		40.651		32.815	116.2		1:45.536	
2	34.368		43.166		34.660	112.5		1:52.194		8	31.785		40.017		34.136	117.6		1:45.938	
3	34.033		41.947		34.030	114.9		1:50.010		9	31.652		39.851		32.917	115.5		1:44.420	
4	33.130		41.332		33.506	117.7		1:47.968		10	31.644		<u>39.652</u>		32.413	116.5		<u>1:43.709</u>	
5	32.605		40.573		33.360	117.2		1:46.538		11	31.580		39.811		<u>32.390</u>	114.3		1:43.781	
6	32.036		40.622		32.760	117.8		1:45.418		12	<u>31.405</u>		39.825		In			1:51.185	P

Hankook 12H MAGNY COURS 2017
Touring Car Endurance Series - Race 2

Superkart

21 - 22 April 2017

Laps and Sector Times - Qualifying 2

Circuit Nevers de Magny-Cours - 4411 mtr.

72 Philippe GERBER								PVP FPE											
lap	Sect-1	Speed	Sect-2	Speed	Sect-3	Speed	TopSpeed	laptime	pit	lap	Sect-1	Speed	Sect-2	Speed	Sect-3	Speed	Topspeed	laptime	pit
1	Out		50.563		39.513	107.4		2:11.314		5	<u>31.792</u>		40.083		<u>32.304</u>	123.2		<u>1:44.179</u>	
2	33.716		41.727		33.801	103.4		1:49.244		6	36.114		41.311		In			2:00.106	P
3	34.461		<u>39.768</u>		33.337	118.6		1:47.566		7								5:07.140	
4	32.172		41.507		32.488	116.2		1:46.167		8									

74 Marc ALBIN								PVP FPE REDSPEED											
lap	Sect-1	Speed	Sect-2	Speed	Sect-3	Speed	TopSpeed	laptime	pit	lap	Sect-1	Speed	Sect-2	Speed	Sect-3	Speed	Topspeed	laptime	pit

76 Etienne AEBISCHER								MSKART VM											
lap	Sect-1	Speed	Sect-2	Speed	Sect-3	Speed	TopSpeed	laptime	pit	lap	Sect-1	Speed	Sect-2	Speed	Sect-3	Speed	Topspeed	laptime	pit
1	Out		50.778		39.009	113.1		2:11.835		5	<u>30.824</u>		38.747		<u>31.372</u>	122.8		<u>1:40.943</u>	
2	34.322		41.108		32.358	122.1		1:47.788		6	34.515		42.996		In			1:55.887	P
3	31.333		<u>38.740</u>		32.020	118.9		1:42.093		7								5:32.390	
4	31.115		39.382		31.464	122.2		1:41.961		8									

88 Kévin BUSBY								ANDERSON FPE											
lap	Sect-1	Speed	Sect-2	Speed	Sect-3	Speed	TopSpeed	laptime	pit	lap	Sect-1	Speed	Sect-2	Speed	Sect-3	Speed	Topspeed	laptime	pit
1	Out		46.958		36.300	106.4		1:59.385		5	31.804		40.466		32.935	117.6		1:45.205	
2	33.969		42.441		34.754	116.3		1:51.164		6	32.262		<u>39.771</u>		<u>32.805</u>	116.5		1:44.838	
3	33.231		40.647		33.349	115.1		1:47.227		7	31.729		39.935		32.924	122.9		<u>1:44.588</u>	
4	32.140		40.718		33.185	112.2		1:46.043		8	<u>31.713</u>		40.071		In			1:52.077	P

91 Johan LAMALLE								MSKART VM											
lap	Sect-1	Speed	Sect-2	Speed	Sect-3	Speed	TopSpeed	laptime	pit	lap	Sect-1	Speed	Sect-2	Speed	Sect-3	Speed	Topspeed	laptime	pit
1	Out		46.652		34.782	110.5		2:01.456		4	31.578		<u>39.212</u>		<u>32.161</u>	119.5		<u>1:42.951</u>	
2	33.080		41.002		33.073	116.2		1:47.155		5	<u>31.485</u>		39.309		32.233	123.9		1:43.027	
3	31.742		39.614		32.598	123.9		1:43.954		6									

93 Ingvar BJERGE								ANDERSON FPE											
lap	Sect-1	Speed	Sect-2	Speed	Sect-3	Speed	TopSpeed	laptime	pit	lap	Sect-1	Speed	Sect-2	Speed	Sect-3	Speed	Topspeed	laptime	pit
1	Out		52.392		38.959	103.4		2:11.390		7	31.646		39.389		32.343	119.2		1:43.378	
2	37.108		43.752		35.884	112.3		1:56.744		8	31.560		40.169		33.048	118.5		1:44.777	
3	34.112		42.506		34.246	112.5		1:50.864		9	31.409		<u>39.196</u>		32.438	121.1		1:43.043	
4	33.227		41.751		33.517	111.8		1:48.495		10	<u>31.374</u>		39.465		<u>32.182</u>	120.8		<u>1:43.021</u>	
5	32.752		40.474		33.383	116.2		1:46.609		11	31.921		43.308		In			2:00.185	P
6	32.015		39.285		32.428	120.2		1:43.728		12									

888 Teddy LEGENDRE								MSKART KTM 500 EXC-F											
lap	Sect-1	Speed	Sect-2	Speed	Sect-3	Speed	TopSpeed	laptime	pit	lap	Sect-1	Speed	Sect-2	Speed	Sect-3	Speed	Topspeed	laptime	pit
1	Out		53.393		38.857	105.8		2:13.982		6	34.393		43.047		35.399	108.1		1:52.839	
2	35.718		43.365		37.380	104.2		1:56.463		7	<u>34.142</u>		<u>42.389</u>		<u>34.614</u>	111.8		<u>1:51.145</u>	
3	37.422		44.813		35.476	112.2		1:57.711		8	34.470		43.601		35.757	110.0		1:53.828	
4	34.805		43.196		35.138	109.5		1:53.139		9	34.193		48.058		In			2:06.498	P
5	34.674		43.057		35.177	110.8		1:52.908		10									

Hankook 12H MAGNY COURS 2017
Touring Car Endurance Series - Race 2

Heat name	: Superkart - Qualifying 2		
Heat Date	: 21 April 2017		
Weather	:		
CIRCUITNAME	: Circuit Nevers de Magny-Cours - 4411 mtr.		
Participants Started	: 22	Participants Classified	: 20
Participants Finished	: 10	Participants Not Classified	: 3
Participants Not Finished	: 12		
Green flag at	: 10:20:01	Heat recording start time	: 09:53:44
Finish flag waved at	: 10:40:01	Heat recording end time	: 10:42:44
Total time under Green	: 20:00	Total of All Laps in Heat	: 168
Number of cautions	: 0	Total time under Yellow	: 00:00:00
Number of code-60's	: 0	Total time under Code-60	: 00:00:00

Best Lap time history during the Heat

#	Nbr	lap time	in lap	Name	Car	time of day
1	2	1:38.958	2	Peter ELKMANN	ANDERSON VM	10:23:52
2	2	1:37.005	3	Peter ELKMANN	ANDERSON VM	10:25:29