

Hankook 12H MAGNY COURS 2017

Touring Car Endurance Series - Race 2

Superkart
Result of Race 2

21 - 22 April 2017
Circuit Nevers de Magny-Cours - 4411 mtr.

Started: 22 Not Started: 0 Classified: 21 Not Classified: 1

Pos	Nbr	Name / Team name	Car	Gap	Total time	Fastest	In	Avg. Speed
1	2	Peter ELKMANN (DE) ANDERSON - VM RACING	ANDERSON VM	-- 11 laps --	18:02.018	1:37.362	6	161.43
2	1	Adam KOUT (CZ) MSKART TEAM	MSKART DEA	7.437	18:09.455	1:38.507	7	160.33
3	3	Yannick DE BRABANDER (BEL) KARTING PARADISE	MSKART VM	14.026	18:16.044	1:38.896	5	159.36
4	10	Andréas JOST (DE) JOST MOTORSPORT	ANDERSON VM	17.286	18:19.304	1:38.478	3	158.89
5	76	Etienne AEBISCHER (CH) PEGAMARACING	MSKART VM	43.283	18:45.301	1:41.282	3	155.22
6	47	Daniel HENTSCHEL (DE) HT RACING TEAM	MSKART DEA	49.830	18:51.848	1:41.438	3	154.32
7	16	Dave HARVEY (GB) HARVEY VM UK	MSKART VM	50.761	18:52.779	1:42.018	4	154.20
8	12	Léo KURSTJENS (NL) KARTING PARADISE	MSKART VM	56.205	18:58.223	1:41.866	4	153.46
9	93	Ingvar BJERGE (SWE) REDSPEED TEAM	ANDERSON FPE	1:01.616	19:03.634	1:42.147	4	152.73
10	20	Mark VERHAAR (NL) KARTING PARADISE	MSKART VM	1:08.134	19:10.152	1:43.401	11	151.87
11	13	Jaime ZULETA (CO) KARTING PARADISE	MSKART VM	1:14.270	19:16.288	1:43.015	3	151.06
12	88	Kévin BUSBY (GB) BUSBY RACING	ANDERSON FPE	1:45.482	19:47.500	1:46.402	5	147.09
13	888	Teddy LEGENDRE (FRA) TLC	MSKART KTM 500 EXC-F	-- 10 laps --	18:55.358	1:51.847	3	139.86
14	71	Carlo CHERMAZ (IT) REDSPEED TEAM	ANDERSON FPE	-- 9 laps --	19:18.298	1:46.793	8	123.38
15	91	Johan LAMALLE (FRA) JOLA COMPETITION	MSKART VM	-- 6 laps --	10:30.677	1:43.529	4	151.07
16	72	Philippe GERBER (CH) PEGAMARACING	PVP FPE	18.887	10:49.564	1:44.363	3	146.67
17	17	Julien PONCELET (FRA) TEAMMOTORS	MSKART VM	-- 5 laps --	8:32.301	1:41.220	3	154.98
18	6	Daniel CLARK (GB) REDSPEED TEAM	ANDERSON VM	-- 4 laps --	6:45.354	1:40.065	3	156.69
19	53	Donato MAIORANO (CH) REDSPEED TEAM	ANDERSON DEA	1:02.416	7:47.770	1:54.799	3	135.79
20	26	Jürgen REINKE (DE) JRRACING TEAM	ANDERSON VM	-- 1 laps --	2:02.560			129.56
21	74	Marc ALBIN (FR) PEGAMARACING	PVP FPE REDSPEED					

Not Classified

EXC 18 Alexandre SEBASTIA (FR)
HEURTAUX
ANDERSON DEA

Superkart number 18 déclassé according to sporting regulations article number 19



Fastest time: 1:37.362 in lap 6 by nbr. 2: ANDERSON - VM RACING (ANDERSON)

Publication-time

Results and lap times : www.raceresults.nu

Timekeeping by : RSTime by TimeService.nl

Time Printed 21-04-2017 - 19:12

Race Director Yann Charpentier	Steward	Timekeeper  Rob Oude Luttikhuis - TimeService.nl	Official Timekeeper 
---------------------------------------	---------	--	--

Hankook 12H MAGNY COURS 2017
Touring Car Endurance Series - Race 2

Superkart
Laptimes - Race 2

21 - 22 April 2017
Circuit Nevers de Magny-Cours - 4411 mtr.

Nbr	Name / Team name	1	2	3	4	5	6	7	8	9	10	11	12	13	14	15
1	Adam KOUT	1:41.287	1:39.319	1:38.616	1:38.957	1:38.824	1:38.620	1:38.507	1:39.008	1:38.807	1:38.546	1:38.964				
2	Peter ELKMANN	1:39.879	1:40.129	1:37.942	1:37.959	1:37.539	1:37.362	1:38.070	1:37.813	1:38.087	1:38.429	1:38.809				
3	Yannick DE BRABAN DER	1:39.452	1:40.293	1:39.033	1:39.023	1:38.896	1:39.555	1:39.108	1:40.089	1:39.339	1:39.864	1:41.392				
6	Daniel CLARK	1:42.600	1:40.921	1:40.065	1:41.768											
10	Andréas JOST	1:42.127	1:39.152	1:38.478	1:39.012	1:39.420	1:39.540	1:39.719	1:39.736	1:41.412	1:40.235	1:40.473				
12	Léo KURSTJENS	1:44.385	1:43.138	1:43.090	1:41.866	1:43.083	1:43.630	1:44.364	1:43.425	1:43.435	1:44.306	1:43.501				
13	Jaime ZULETA	1:45.059	1:43.177	1:43.015	1:48.262	1:44.924	1:45.751	1:44.108	1:43.757	1:45.242	1:44.200	1:48.793				
16	Dave HARVEY	1:47.100	1:42.862	1:42.565	1:42.018	1:42.268	1:42.891	1:43.288	1:42.847	1:42.386	1:42.222	1:42.332				
17	Julien PONCELET	1:44.467	1:41.890	1:41.220	1:42.421	1:42.303										
18	Alexandre SEBASTIA	1:42.741	1:39.677	1:38.232	1:39.056	1:38.710	1:38.983	1:38.557	1:38.955	1:38.764	1:38.696	1:39.209				
20	Mark VERHAAR	1:48.278	1:44.298	1:44.029	1:44.064	1:44.031	1:44.085	1:45.838	1:43.814	1:44.536	1:43.778	1:43.401				
26	Jürgen REINKE	1:49.413														
47	Daniel HENTSCHEL	1:45.514	1:42.423	1:41.438	1:41.927	1:42.216	1:45.243	1:43.228	1:42.988	1:42.214	1:42.039	1:42.618				
53	Donato MAIORANO	1:58.836	1:56.336	1:54.799	1:57.799											
71	Carlo CHERMAZ	3:48.938	2:53.085	1:47.993	1:48.617	1:48.527	1:48.478	1:47.918	1:46.793	1:47.949						
72	Philippe GERBER	1:50.233	1:46.396	1:44.363	1:44.876	1:47.142	1:56.554									
74	Marc ALBIN															
76	Etienne AEBISCHER	1:44.717	1:42.022	1:41.282	1:41.612	1:41.954	1:41.842	1:42.091	1:41.845	1:43.359	1:42.878	1:41.699				
88	Kévin BUSBY	1:51.032	1:46.924	1:48.429	1:46.613	1:46.402	1:48.307	1:46.854	1:46.900	1:47.934	1:48.036	1:50.069				
91	Johan LAMALLE	1:48.857	1:44.721	1:43.836	1:43.529	1:44.513	1:45.221									
93	Ingvær BJERGE	1:51.184	1:44.912	1:43.128	1:42.147	1:44.624	1:43.192	1:42.369	1:43.307	1:42.954	1:42.578	1:43.239				
888	Teddy LEGENDRE	1:57.171	1:52.448	1:51.847	1:53.121	1:52.962	1:52.822	1:54.781	1:52.867	1:53.532	1:53.519					

Hankook 12H MAGNY COURS 2017
Touring Car Endurance Series - Race 2

Superkart
Sector analyse - Race 2

21 - 22 April 2017
Circuit Nevers de Magny-Cours - 4411 mtr.

Pos	Nbr	Name / Team name	Sector 1			Sector 2			Sector 3			Theoretical best	Actual best	In
			time	Lap	pos	time	Lap	pos	time	Lap	pos			
1	2	Peter ELKMANN	29.565	6	1	36.959	6	1	30.683	5	1	1:37.207	1:37.362	6
2	1	Adam KOUT	29.813	3	2	37.521	7	5	30.754	6	2	1:38.088	1:38.507	7
3	18	Alexandre SEBASTIA	29.874	3	3	37.445	3	2	30.913	3	3	1:38.232	1:38.232	3
4	3	Yannick DE BRABANDER	30.141	4	5	37.493	5	4	31.083	3	4	1:38.717	1:38.896	5
5	10	Andréas JOST	29.879	3	4	37.479	3	3	31.120	3	5	1:38.478	1:38.478	3
6	76	Etienne AEBISCHER	30.918	4	11	38.303	3	7	31.736	8	8	1:40.957	1:41.282	3
7	47	Daniel HENTSCHEL	30.770	3	7	38.514	5	8	31.914	3	10	1:41.198	1:41.438	3
8	16	Dave HARVEY	30.867	11	10	38.723	5	10	32.030	10	11	1:41.620	1:42.018	4
9	12	Léo KURSTJENS	30.784	4	8	38.813	4	12	32.045	2	12	1:41.642	1:41.866	4
10	93	Ingvar BJERGE	30.980	4	12	38.751	4	11	32.246	10	14	1:41.977	1:42.147	4
11	20	Mark VERHAAR	31.267	5	14	39.443	11	13	32.100	8	13	1:42.810	1:43.401	11
12	13	Jaime ZULETA	31.093	3	13	39.550	9	15	31.789	3	9	1:42.432	1:43.015	3
13	88	Kévin BUSBY	32.153	4	17	39.982	2	17	33.326	7	17	1:45.461	1:46.402	5
14	888	Teddy LEGENDRE	33.970	10	19	42.334	3	19	35.195	8	19	1:51.499	1:51.847	3
15	71	Carlo CHERMAZ	32.212	8	18	40.667	7	18	33.659	5	18	1:46.538	1:46.793	8
16	91	Johan LAMALLE	31.412	5	15	39.517	3	14	32.428	4	15	1:43.357	1:43.529	4
17	72	Philippe GERBER	31.440	2	16	39.758	3	16	32.811	3	16	1:44.009	1:44.363	3
18	17	Julien PONCELET	30.838	2	9	38.635	3	9	31.685	3	7	1:41.158	1:41.220	3
19	6	Daniel CLARK	30.192	2	6	38.143	3	6	31.339	3	6	1:39.674	1:40.065	3
20	53	Donato MAIORANO	34.958	5	21	42.812	5	20	35.965	3	21	1:53.735	1:54.799	3
21	26	Jürgen REINKE	34.085	2	20	43.959	1	21	35.271	1	20	1:53.315		
22	74	Marc ALBIN												
23	33	Marcel FLEURY												

Hankook 12H MAGNY COURS 2017
Touring Car Endurance Series - Race 2

Superkart

21 - 22 April 2017

Laps and Sector Times - Race 2

Circuit Nevers de Magny-Cours - 4411 mtr.

1 Adam KOUT								MSKART DEA											
lap	Sect-1	Speed	Sect-2	Speed	Sect-3	Speed	TopSpeed	laptime	pit	lap	Sect-1	Speed	Sect-2	Speed	Sect-3	Speed	Topspeed	laptime	pit
1			38.544		31.407	125.3		1:41.287		7	30.109		<u>37.521</u>		30.877	124.0		<u>1:38.507</u>	
2	30.129		37.763		31.427	124.6		1:39.319		8	30.014		37.803		31.191	124.3		1:39.008	
3	<u>29.813</u>		37.620		31.183	125.5		1:38.616		9	30.207		37.546		31.054	124.8		1:38.807	
4	29.818		37.749		31.390	123.8		1:38.957		10	30.145		37.589		30.812	123.8		1:38.546	
5	29.966		37.647		31.211	123.0		1:38.824		11	30.198		37.747		31.019	123.5		1:38.964	
6	29.986		37.880		<u>30.754</u>	125.6		1:38.620		12									

2 Peter ELKMANN								ANDERSON VM											
lap	Sect-1	Speed	Sect-2	Speed	Sect-3	Speed	TopSpeed	laptime	pit	lap	Sect-1	Speed	Sect-2	Speed	Sect-3	Speed	Topspeed	laptime	pit
1			37.743		31.966	112.0		1:39.879		7	29.679		37.245		31.146	124.3		1:38.070	
2	30.139		38.035		31.955	120.0		1:40.129		8	29.576		37.379		30.858	123.0		1:37.813	
3	29.956		37.122		30.864	122.1		1:37.942		9	29.755		37.401		30.931	124.3		1:38.087	
4	29.602		37.670		30.687	124.0		1:37.959		10	29.844		37.474		31.111	124.2		1:38.429	
5	29.762		37.094		<u>30.683</u>	124.9		1:37.539		11	29.686		37.515		31.608	102.7		1:38.809	
6	<u>29.565</u>		<u>36.959</u>		30.838	121.5		<u>1:37.362</u>		12									

3 Yannick DE BRABANDER								MSKART VM											
lap	Sect-1	Speed	Sect-2	Speed	Sect-3	Speed	TopSpeed	laptime	pit	lap	Sect-1	Speed	Sect-2	Speed	Sect-3	Speed	Topspeed	laptime	pit
1			37.742		31.760	118.9		1:39.452		7	30.175		37.753		31.180	123.9		1:39.108	
2	30.296		38.140		31.857	119.9		1:40.293		8	30.311		38.312		31.466	116.7		1:40.089	
3	30.352		37.598		<u>31.083</u>	123.0		1:39.033		9	30.387		37.865		31.087	120.6		1:39.339	
4	<u>30.141</u>		37.719		31.163	122.8		1:39.023		10	30.204		38.117		31.543	121.4		1:39.864	
5	30.256		<u>37.493</u>		31.147	122.9		<u>1:38.896</u>		11	31.219		38.587		31.586	120.8		1:41.392	
6	30.366		37.774		31.415	123.8		1:39.555		12									

6 Daniel CLARK								ANDERSON VM											
lap	Sect-1	Speed	Sect-2	Speed	Sect-3	Speed	TopSpeed	laptime	pit	lap	Sect-1	Speed	Sect-2	Speed	Sect-3	Speed	Topspeed	laptime	pit
1			39.017		32.044	121.5		1:42.600		3	30.583		<u>38.143</u>		<u>31.339</u>	123.8		<u>1:40.065</u>	
2	<u>30.192</u>		38.600		32.129	123.5		1:40.921		4	30.503		38.557		32.708	120.3		1:41.768	

10 Andréas JOST								ANDERSON VM											
lap	Sect-1	Speed	Sect-2	Speed	Sect-3	Speed	TopSpeed	laptime	pit	lap	Sect-1	Speed	Sect-2	Speed	Sect-3	Speed	Topspeed	laptime	pit
1			38.876		31.808	123.8		1:42.127		7	30.131		37.490		32.098	123.0		1:39.719	
2	30.115		37.818		31.219	123.3		1:39.152		8	30.042		37.846		31.848	121.8		1:39.736	
3	<u>29.879</u>		<u>37.479</u>		<u>31.120</u>	124.8		<u>1:38.478</u>		9	30.948		38.539		31.925	123.9		1:41.412	
4	30.007		37.502		31.503	124.3		1:39.012		10	30.141		38.268		31.826	122.2		1:40.235	
5	29.991		37.673		31.756	124.2		1:39.420		11	30.480		38.324		31.669	123.2		1:40.473	
6	29.930		37.814		31.796	123.5		1:39.540		12									

12 Léo KURSTJENS								MSKART VM											
lap	Sect-1	Speed	Sect-2	Speed	Sect-3	Speed	TopSpeed	laptime	pit	lap	Sect-1	Speed	Sect-2	Speed	Sect-3	Speed	Topspeed	laptime	pit
1					32.330	112.4		1:44.385		7	32.241		39.499		32.624	120.2		1:44.364	
2	31.629		39.464		<u>32.045</u>	120.2		1:43.138		8	31.154		39.479		32.792	118.1		1:43.425	
3	31.059		39.484		32.547	119.9		1:43.090		9	31.239		39.091		33.105	120.8		1:43.435	
4	<u>30.784</u>		<u>38.813</u>		32.269	121.3		<u>1:41.866</u>		10	32.073		39.934		32.299	119.9		1:44.306	
5	31.043		38.993		33.047	116.4		1:43.083		11	31.749		39.252		32.500	116.2		1:43.501	
6					33.054	119.1		1:43.630		12									

13 Jaime ZULETA								MSKART VM											
lap	Sect-1	Speed	Sect-2	Speed	Sect-3	Speed	TopSpeed	laptime	pit	lap	Sect-1	Speed	Sect-2	Speed	Sect-3	Speed	Topspeed	laptime	pit
1					32.256	115.8		1:45.059		7					32.728	115.1		1:44.108	
2					32.352	116.3		1:43.177		8					32.775	119.2		1:43.757	
3	<u>31.093</u>		40.133		<u>31.789</u>	117.7		<u>1:43.015</u>		9	31.506		<u>39.550</u>		34.186	110.1		1:45.242	
4					33.030	118.1		1:48.262		10	31.770		39.791		32.639	117.2		1:44.200	
5	31.699		40.312		32.913	119.0		1:44.924		11	31.860		42.670		34.263	109.5		1:48.793	
6					33.136	112.5		1:45.751		12									

Hankook 12H MAGNY COURS 2017
Touring Car Endurance Series - Race 2

Superkart

21 - 22 April 2017

Laps and Sector Times - Race 2

Circuit Nevers de Magny-Cours - 4411 mtr.

16 Dave HARVEY								MSKART VM											
lap	Sect-1	Speed	Sect-2	Speed	Sect-3	Speed	TopSpeed	laptime	pit	lap	Sect-1	Speed	Sect-2	Speed	Sect-3	Speed	Topspeed	laptime	pit
1			40.482		32.647	116.2		1:47.100		7	31.900		39.021		32.367	117.7		1:43.288	
2	31.295		39.348		32.219	115.2		1:42.862		8	31.013		39.416		32.418	116.7		1:42.847	
3	31.219		39.012		32.334	107.0		1:42.565		9	31.084		39.007		32.295	113.6		1:42.386	
4	30.984		38.787		32.247	117.9		<u>1:42.018</u>		10	31.072		39.120		<u>32.030</u>	120.0		1:42.222	
5	31.122		<u>38.723</u>		32.423	113.7		1:42.268		11	<u>30.867</u>		38.872		32.593	119.8		1:42.332	
6	31.005		39.329		32.557	120.8		1:42.891		12									

17 Julien PONCELET								MSKART VM											
lap	Sect-1	Speed	Sect-2	Speed	Sect-3	Speed	TopSpeed	laptime	pit	lap	Sect-1	Speed	Sect-2	Speed	Sect-3	Speed	Topspeed	laptime	pit
1			40.688		32.325	115.7		1:44.467		4					31.979	121.3		1:42.421	
2	<u>30.838</u>		39.244		31.808	118.2		1:41.890		5	31.053		39.158		32.092	120.4		1:42.303	
3	30.900		<u>38.635</u>		<u>31.685</u>	119.4		<u>1:41.220</u>		6									

18 Alexandre SEBASTIA								ANDERSON DEA											
lap	Sect-1	Speed	Sect-2	Speed	Sect-3	Speed	TopSpeed	laptime	pit	lap	Sect-1	Speed	Sect-2	Speed	Sect-3	Speed	Topspeed	laptime	pit
1			39.274		31.308	123.6		1:42.741		7	29.887		37.675		30.995	120.2		1:38.557	
2	30.107		38.277		31.293	123.6		1:39.677		8	29.892		37.797		31.266	118.6		1:38.955	
3	<u>29.874</u>		<u>37.445</u>		<u>30.913</u>	118.6		<u>1:38.232</u>		9	30.027		37.770		30.967	117.3		1:38.764	
4	29.938		37.745		31.373	122.8		1:39.056		10	30.065		37.666		30.965	117.2		1:38.696	
5	29.962		37.796		30.952	120.8		1:38.710		11	30.111		37.997		31.101	120.7		1:39.209	
6	30.054		37.729		31.200	123.0		1:38.983		12									

20 Mark VERHAAR								MSKART VM											
lap	Sect-1	Speed	Sect-2	Speed	Sect-3	Speed	TopSpeed	laptime	pit	lap	Sect-1	Speed	Sect-2	Speed	Sect-3	Speed	Topspeed	laptime	pit
1			41.140		33.080	109.7		1:48.278		7	31.604		41.179		33.055	121.1		1:45.838	
2	31.965		39.884		32.449	118.7		1:44.298		8	31.810		39.904		<u>32.100</u>	121.5		1:43.814	
3	31.792		39.795		32.442	121.0		1:44.029		9	31.489		40.163		32.884	108.6		1:44.536	
4	31.525		39.667		32.872	120.8		1:44.064		10	31.706		39.880		32.192	121.4		1:43.778	
5	<u>31.267</u>		40.121		32.643	120.6		1:44.031		11	31.523		<u>39.443</u>		32.435	119.0		<u>1:43.401</u>	
6	31.814		39.873		32.398	122.4		1:44.085		12									

26 Jürgen REINKE								ANDERSON VM											
lap	Sect-1	Speed	Sect-2	Speed	Sect-3	Speed	TopSpeed	laptime	pit	lap	Sect-1	Speed	Sect-2	Speed	Sect-3	Speed	Topspeed	laptime	pit
1	Out		<u>43.959</u>		<u>35.271</u>	112.0		1:49.413		2									

33 Marcel FLEURY								ANDERSON DUCATI 848											
lap	Sect-1	Speed	Sect-2	Speed	Sect-3	Speed	TopSpeed	laptime	pit	lap	Sect-1	Speed	Sect-2	Speed	Sect-3	Speed	Topspeed	laptime	pit
1																			

47 Daniel HENTSCHEL								MSKART DEA											
lap	Sect-1	Speed	Sect-2	Speed	Sect-3	Speed	TopSpeed	laptime	pit	lap	Sect-1	Speed	Sect-2	Speed	Sect-3	Speed	Topspeed	laptime	pit
1			40.017		32.470	119.4		1:45.514		7	32.419		38.639		32.170	117.7		1:43.228	
2	31.104		39.096		32.223	120.4		1:42.423		8	31.592		39.248		32.148	122.2		1:42.988	
3	<u>30.770</u>		38.754		<u>31.914</u>	121.5		<u>1:41.438</u>		9	31.619		38.582		32.013	122.2		1:42.214	
4	31.035		38.890		32.002	117.4		1:41.927		10	31.482		38.605		31.952	120.4		1:42.039	
5	31.363		<u>38.514</u>		32.339	115.4		1:42.216		11	31.474		38.829		32.315	121.1		1:42.618	
6	31.295		40.511		33.437	116.0		1:45.243		12									

53 Donato MAIORANO								ANDERSON DEA											
lap	Sect-1	Speed	Sect-2	Speed	Sect-3	Speed	TopSpeed	laptime	pit	lap	Sect-1	Speed	Sect-2	Speed	Sect-3	Speed	Topspeed	laptime	pit
1			45.791		36.774	98.6		1:58.836		3	36.018		42.816		<u>35.965</u>	102.1		1:54.799	
2	35.434		43.074		37.828	95.8		1:56.336		4	35.145		43.738		38.916	104.6		1:57.799	

Hankook 12H MAGNY COURS 2017
Touring Car Endurance Series - Race 2

Superkart

21 - 22 April 2017

Laps and Sector Times - Race 2

Circuit Nevers de Magny-Cours - 4411 mtr.

71 Carlo CHERMAZ								ANDERSON FPE											
lap	Sect-1	Speed	Sect-2	Speed	Sect-3	Speed	TopSpeed	laptime	pit	lap	Sect-1	Speed	Sect-2	Speed	Sect-3	Speed	Topspeed	laptime	pit
1			42.467		In			3:48.938	P	6	32.614		41.404		34.460	100.7		1:48.478	
2	Out		42.678		34.405	112.1		2:53.085		7	32.751		<u>40.667</u>		34.500	110.9		1:47.918	
3	32.619		41.354		34.020	111.7		1:47.993		8	<u>32.212</u>		40.811		33.770	108.9		<u>1:46.793</u>	
4	32.401		42.489		33.727	109.9		1:48.617		9	32.657		41.180		34.112	107.7		1:47.949	
5	32.738		42.130		<u>33.659</u>	106.4		1:48.527		10									

72 Philippe GERBER								PVP FPE											
lap	Sect-1	Speed	Sect-2	Speed	Sect-3	Speed	TopSpeed	laptime	pit	lap	Sect-1	Speed	Sect-2	Speed	Sect-3	Speed	Topspeed	laptime	pit
1			41.899		33.920	109.2		1:50.233		4	32.104		39.901		32.871	115.9		1:44.876	
2	<u>31.440</u>		41.116		33.840	108.9		1:46.396		5	31.858		40.795		34.489	98.5		1:47.142	
3	31.794		<u>39.758</u>		<u>32.811</u>	118.2		<u>1:44.363</u>		6	34.827		44.250		37.477	78.6		1:56.554	

74 Marc ALBIN								PVP FPE REDSPEED											
lap	Sect-1	Speed	Sect-2	Speed	Sect-3	Speed	TopSpeed	laptime	pit	lap	Sect-1	Speed	Sect-2	Speed	Sect-3	Speed	Topspeed	laptime	pit

76 Etienne AEBI SCHER								MSKART VM											
lap	Sect-1	Speed	Sect-2	Speed	Sect-3	Speed	TopSpeed	laptime	pit	lap	Sect-1	Speed	Sect-2	Speed	Sect-3	Speed	Topspeed	laptime	pit
1			40.126		32.120	119.9		1:44.717		7	31.103		38.802		32.186	115.8		1:42.091	
2	31.475		38.544		32.003	120.3		1:42.022		8	31.246		38.863		<u>31.736</u>	121.3		1:41.845	
3	31.085		<u>38.303</u>		31.894	120.7		<u>1:41.282</u>		9	31.231		39.558		32.570	116.4		1:43.359	
4	<u>30.918</u>		38.905		31.789	117.9		1:41.612		10	31.525		39.306		32.047	116.4		1:42.878	
5	30.995		38.720		32.239	118.2		1:41.954		11	31.148		38.676		31.875	119.0		1:41.699	
6	31.030		38.883		31.929	117.3		1:41.842		12									

88 Kévin BUSBY								ANDERSON FPE											
lap	Sect-1	Speed	Sect-2	Speed	Sect-3	Speed	TopSpeed	laptime	pit	lap	Sect-1	Speed	Sect-2	Speed	Sect-3	Speed	Topspeed	laptime	pit
1			42.653		34.083	109.5		1:51.032		7	32.512		41.016		<u>33.326</u>	115.5		1:46.854	
2	32.682		<u>39.982</u>		34.260	80.1		1:46.924		8	32.504		40.834		33.562	117.6		1:46.900	
3	33.962		40.742		33.725	118.1		1:48.429		9	32.576		41.664		33.694	113.8		1:47.934	
4	<u>32.153</u>		40.444		34.016	117.2		1:46.613		10	32.372		40.973		34.691	99.7		1:48.036	
5	32.215		40.538		33.649	118.2		<u>1:46.402</u>		11	33.144		42.083		34.842	105.7		1:50.069	
6	32.279		40.774		35.254	113.6		1:48.307		12									

91 Johan LAMALLE								MSKART VM											
lap	Sect-1	Speed	Sect-2	Speed	Sect-3	Speed	TopSpeed	laptime	pit	lap	Sect-1	Speed	Sect-2	Speed	Sect-3	Speed	Topspeed	laptime	pit
1			41.106		34.751	109.5		1:48.857		4	31.420		39.681		<u>32.428</u>	123.6		<u>1:43.529</u>	
2	31.938		40.152		32.631	119.8		1:44.721		5	<u>31.412</u>		40.592		32.509	116.8		1:44.513	
3	31.790		<u>39.517</u>		32.529	119.2		1:43.836		6	31.522		40.679		33.020	115.4		1:45.221	

93 Ingvar BJERGE								ANDERSON FPE											
lap	Sect-1	Speed	Sect-2	Speed	Sect-3	Speed	TopSpeed	laptime	pit	lap	Sect-1	Speed	Sect-2	Speed	Sect-3	Speed	Topspeed	laptime	pit
1					34.180	115.2		1:51.184		7	31.090		38.998		32.281	115.9		1:42.369	
2	32.482		39.441		32.989	104.7		1:44.912		8	31.325		39.483		32.499	119.0		1:43.307	
3	31.453		39.298		32.377	116.4		1:43.128		9	31.263		39.295		32.396	117.2		1:42.954	
4	<u>30.980</u>		<u>38.751</u>		32.416	120.8		<u>1:42.147</u>		10	31.151		39.181		<u>32.246</u>	115.5		1:42.578	
5	31.257		40.570		32.797	116.7		1:44.624		11	31.223		39.670		32.346	116.5		1:43.239	
6	31.067		39.798		32.327	116.7		1:43.192		12									

888 Teddy LEGENDRE								MSKART KTM 500 EXC-F											
lap	Sect-1	Speed	Sect-2	Speed	Sect-3	Speed	TopSpeed	laptime	pit	lap	Sect-1	Speed	Sect-2	Speed	Sect-3	Speed	Topspeed	laptime	pit
1	37.219		44.240		35.712	112.2		1:57.171		6	34.529		42.830		35.463	111.3		1:52.822	
2	34.108		43.005		35.335	112.9		1:52.448		7	34.592		44.292		35.897	106.8		1:54.781	
3	34.269		<u>42.334</u>		35.244	112.1		<u>1:51.847</u>		8	34.476		43.196		<u>35.195</u>	111.3		1:52.867	
4	34.416		42.925		35.780	112.4		1:53.121		9	34.094		43.936		35.502	114.3		1:53.532	
5	34.589		42.825		35.548	112.8		1:52.962		10	<u>33.970</u>		43.561		35.988	109.8		1:53.519	

Hankook 12H MAGNY COURS 2017
Touring Car Endurance Series - Race 2

Superkart
Laps and Sector Times - Race 2

21 - 22 April 2017
Circuit Nevers de Magny-Cours - 4411 mtr.

Hankook 12H MAGNY COURS 2017
Positions for each lap - Race 2

Superkart

21 - 22 April 2017

Positions for each lap

Circuit Nevers de Magny-Cours - 4411 mtr.

Pos	Nr.	Name	1	2	3	4	5	6	7	8	9	10	11
1	2	Peter ELKMANN	3	3	2	2	2	2	2	2	2	2	2
2	1	Adam KOUT	2	2	3	3	3	1	1	1	1	1	1
3	18	Alexandre SEBASTIA	1	1	1	1	1	3	3	18	18	18	18
4	3	Yannick DE BRABANDER	10	10	10	10	10	18	18	3	3	3	3
5	10	Andréas JOST	6	18	18	18	18	10	10	10	10	10	10
6	76	Etienne AEBISCHER	18	6	6	6	76	76	76	76	76	76	76
7	47	Daniel HENTSCHEL	12	17	17	76	17	47	47	47	47	47	47
8	16	Dave HARVEY	17	76	76	17	47	12	16	16	16	16	16
9	12	Léo KURSTJENS	76	12	47	47	12	16	12	12	12	12	12
10	93	Ingvar BJERGE	13	47	12	12	16	20	93	93	93	93	93
11	20	Mark VERHAAR	47	13	13	16	13	93	13	13	20	20	20
12	13	Jaime ZULETA	16	16	16	13	20	13	20	20	13	13	13
13	88	Kévin BUSBY	20	20	20	20	91	91	88	88	88	88	88
14	888	Teddy LEGENDRE	91	91	91	91	93	88	888	888	888	888	
15	71	Carlo CHERMAZ	72	93	93	93	72	72	71	71	71		
16	91	Johan LAMALLE	88	72	72	72	88	888					
17	72	Phillippe GERBER	93	88	88	88	888	71					
18	17	Julien PONCELET	888	888	888	888	71						
19	6	Daniel CLARK	53	53	53	53							
20	53	Donato MAIORANO	26	71	71	71							
21	26	Jürgen REINKE	71										

Hankook 12H MAGNY COURS 2017

Touring Car Endurance Series - Race 2

21 - 22 April 2017

Circuit Nevers de Magny-Cours - 4411 mtr.



Starting grid - Superkart - Race 2

Start Time : 17:00 - Heat Duration : 12 Laps

Pos	Nbr	Name	time	Pos	Nbr	Name	time
-----	-----	------	------	-----	-----	------	------

----- STARTLINE -----
Pole Left

1	2	Peter ELKMAN N	1: 36.576	Row 1	2	3	Yannick DE BRABANDER	1: 37.265
3	1	Adam KOUT	1: 38.116	Row 2	4	18	Alexandre SEBASTIA	1: 38.686
5	17	Julien PONCELET	1: 39.328	Row 3	6	10	Andréas JOST	1: 40.214
7	47	Daniel HENTSCHEL	1: 40.624	Row 4	8	76	Etienne AEBISCHER	1: 40.943
9	16	Dave HARVEY	1: 40.957	Row 5	10	6	Daniel CLARK	1: 41.428
11	12	Léo KURSTJENS	1: 41.515	Row 6	12	13	Jai me ZULETA	1: 41.866
13	20	Mark VERHAAR	1: 42.628	Row 7	14	91	Johan LAMALLE	1: 42.829
15	93	Ingvar BJERGE	1: 43.021	Row 8	16	71	Carlo CHERMA Z	1: 43.709
17	72	Philippe GERBER	1: 44.179	Row 9	18	88	Kévin BUSBY	1: 44.588
19	74	Marc ALBIN	1: 48.178	Row 10	20	33	Marcel FLEURY	1: 50.901
21	888	Teddy LEGENDRE	1: 51.145	Row 11	22	53	Donato MAIORANO	2: 00.494
23	26	Jürgen REI NKE		Row 12				

Results and lap times : www.raceresults.nu		Timekeeping by : RSTime by TimeService.nl		Publication-time	
Race Director Yann Charpentier		Steward		Time Printed 21-04-2017 - 10:47	
Page 1 of 1		Results remain provisional pending technical examination and decisions from the stewards of the meeting		Official Timekeeper 	
		Timekeeper  Rob Oude Luttikhuis - TimeService.nl			

Hankook 12H MAGNY COURS 2017
Touring Car Endurance Series - Race 2

Heat name	: Superkart - Race 2		
Heat Date	: 21 April 2017		
Weather	:		
CIRCUITNAME	: Circuit Nevers de Magny-Cours - 4411 mtr.		
Participants Started	: 22	Participants Classified	: 22
Participants Finished	: 15	Participants Not Classified	: 1
Participants Not Finished	: 7		
Green flag at	: 16:58:35	Heat recording start time	: 16:34:00
Finish flag waved at	: 17:16:37	Heat recording end time	: 17:20:06
Total time under Green	: 18:02	Total of All Laps in Heat	: 188
Number of cautions	: 0	Total time under Yellow	: 00:00:00
Number of code-60's	: 0	Total time under Code-60	: 00:00:00

Leader history during the Heat

#	Nbr	Lap	to Lap	Name	Car
1	3	1	2	Yannick DE BRABANDER	MSKART VM
2	2	3	11	Peter ELKMANN	ANDERSON VM

Best Lap time history during the Heat

#	Nbr	lap time	in lap	Name	Car	time of day
1	3	1:40.293	2	Yannick DE BRABANDER	MSKART VM	17:01:55
2	2	1:40.129	2	Peter ELKMANN	ANDERSON VM	17:01:55
3	1	1:39.319	2	Adam KOUT	MSKART DEA	17:01:56
4	10	1:39.152	2	Andréas JOST	ANDERSON VM	17:01:57
5	2	1:37.942	3	Peter ELKMANN	ANDERSON VM	17:03:33
6	2	1:37.539	5	Peter ELKMANN	ANDERSON VM	17:06:49
7	2	1:37.362	6	Peter ELKMANN	ANDERSON VM	17:08:26

Summary of number of laps in the lead

#	Nbr	Name	Car	# Laps in the lead
1	2	Peter ELKMANN	ANDERSON	9
2	3	Yannick DE BRABANDER	MSKART	2