



BARC NW RACE DAY

Oulton Park Island

28th March 2009



Results Provided by Timing Solutions Ltd

www.tsl-timing.com

BSA National Championship for Div.1 Superkarts
QUALIFYING - RACE 1 - CLASSIFICATION - AMENDED

| POS | NO | CL | NAME | ENTRY | TIME | ON | LAPS | GAP | DIFF | MPH |
|-----|-----|-----|-----------------|----------------|----------|----|------|--------|-------|-------|
| 1 | 6 | D1 | Gavin BENNETT | Anderson/FPE | 1:21.677 | 7 | 7 | | | 98.11 |
| 2 | GP | D1 | Lee HARPHAM | Anderson/Rotax | 1:22.600 | 2 | 3 | 0.923 | 0.923 | 97.01 |
| 3 | 9 | D1 | Mark OWENS | ADE/DEA | 1:23.186 | 4 | 5 | 1.509 | 0.586 | 96.33 |
| 4 | 1 | D1 | Dave HARVEY | Anderson/FPE | 1:23.828 | 8 | 8 | 2.151 | 0.642 | 95.59 |
| 5 | 0 | D1 | Trevor ROBERTS | Anderson/BRC | 1:23.945 | 3 | 4 | 2.268 | 0.117 | 95.46 |
| 6 | 84 | D1 | Rob CHILCOTT | Anderson/Rotax | 1:24.038 | 7 | 9 | 2.361 | 0.093 | 95.35 |
| 7 | 15 | D1 | Paul KENNINGS | Anderson/Rotax | 1:24.089 | 8 | 9 | 2.412 | 0.051 | 95.29 |
| 8 | 17 | D1 | Malcolm CROWE | Anderson/FPE | 1:24.401 | 5 | 6 | 2.724 | 0.312 | 94.94 |
| 9 | 02 | D1 | Carl HULME | Anderson/FPE | 1:25.291 | 5 | 5 | 3.614 | 0.890 | 93.95 |
| 10 | 93 | D1 | Stuart PARKER | Anderson/Rotax | 1:25.649 | 7 | 7 | 3.972 | 0.358 | 93.56 |
| 11 | 39 | F25 | Jon NEVILLE | Anderson/Honda | 1:26.361 | 9 | 9 | 4.684 | 0.712 | 92.79 |
| 12 | 22 | F25 | James TUCKER | Jade/Honda | 1:26.517 | 7 | 8 | 4.840 | 0.156 | 92.62 |
| 13 | 3 | F25 | James O'REILLY | PVP/Honda | 1:27.017 | 7 | 7 | 5.340 | 0.500 | 92.09 |
| 14 | 8 | D1 | Neil BAGLEY | PVP/Rotax | 1:27.516 | 7 | 8 | 5.839 | 0.499 | 91.56 |
| 15 | 111 | F25 | Paul PLATT | PVP/Honda | 1:27.654 | 8 | 8 | 5.977 | 0.138 | 91.42 |
| 16 | 2 | F25 | Don KENNEDY | Anderson/Honda | 1:28.092 | 7 | 7 | 6.415 | 0.438 | 90.96 |
| 17 | 04 | D1 | Carl KINSEY | Anderson/Rotax | 1:28.167 | 7 | 8 | 6.490 | 0.075 | 90.89 |
| 18 | 14 | D1 | John DICKINSON | Anderson/PVP | 1:28.703 | 6 | 6 | 7.026 | 0.536 | 90.34 |
| 19 | 69 | D1 | Simon HOLLOWAY | PVP/Rotax | 1:28.985 | 5 | 5 | 7.308 | 0.282 | 90.05 |
| 20 | 34 | D1 | Steve BRIGGS | Raider/TM | 1:29.500 | 6 | 6 | 7.823 | 0.515 | 89.53 |
| 21 | 31 | F25 | Sam MOSS | Anderson/Honda | 1:30.317 | 7 | 7 | 8.640 | 0.817 | 88.72 |
| 22 | 10 | D1 | Roy BENNETT | ADE/Honda | 1:30.670 | 5 | 7 | 8.993 | 0.353 | 88.38 |
| 23 | 98 | D1 | Vic HEMPSHALL | Anderson/Rotax | 1:31.056 | 3 | 6 | 9.379 | 0.386 | 88.00 |
| 24 | 20 | F25 | Toby DAVIES | Anderson/Honda | 1:31.156 | 1 | 5 | 9.479 | 0.100 | 87.91 |
| 25 | 92 | F25 | Mark VAUGHAN | Anderson/Honda | 1:31.795 | 4 | 6 | 10.118 | 0.639 | 87.29 |
| 26 | 24 | F25 | Darran SMITH | Anderson/Honda | 1:31.945 | 7 | 7 | 10.268 | 0.150 | 87.15 |
| 27 | 30 | F25 | Amdrew DEAN | ADE/Honda | 1:33.529 | 5 | 6 | 11.852 | 1.584 | 85.68 |
| 28 | 36 | F25 | Paul WALLEY | Anderson/Honda | 1:34.668 | 8 | 8 | 12.991 | 1.139 | 84.64 |
| 29 | 03 | F12 | Danny EDWARDS | F1/TM | 1:34.727 | 4 | 5 | 13.050 | 0.059 | 84.59 |
| 30 | 94 | D1 | Bob HOSIER | PVP/Rotax | 1:35.043 | 6 | 6 | 13.366 | 0.316 | 84.31 |
| 31 | 52 | F25 | Steve BURTON | Anderson/Honda | 1:36.167 | 4 | 5 | 14.490 | 1.124 | 83.33 |
| 32 | 135 | F25 | Eddie KOOIKER | Anderson/Honda | 1:37.837 | 6 | 6 | 16.160 | 1.670 | 81.90 |
| 33 | 55 | F25 | Michael GROVES | F1/TM | 1:38.137 | 3 | 3 | 16.460 | 0.300 | 81.65 |
| 34 | 87 | F25 | Ian CHALLINOR | F1/Rotax | 1:41.809 | 3 | 7 | 20.132 | 3.672 | 78.71 |
| 35 | 99 | F25 | Tony GREEN | Anderson/Honda | 1:43.045 | 6 | 6 | 21.368 | 1.236 | 77.76 |
| 36 | 12 | F25 | Richard SANDERS | ADE/Honda | 1:51.239 | 1 | 3 | 29.562 | 8.194 | 72.03 |

Weather / Track : Cloudy / Dry

These results are provisional until the conclusion of any judicial and technical matters.

Oulton Park Island
 Circuit Length = 2.2260 miles
 Start: 09:00 End: 09:17

| | |
|-------------------|--------------|
| Clerk of Course : | Timekeeper : |
|-------------------|--------------|

BSA National Championship for Div.1 Superkarts
QUALIFYING - RACE 1 - LAP ANALYSIS

| | | | | | | | | | |
|-----------|-----------------------|------------|-------------|-----|-----------------|----------|--------------------|----------------|--|
| GP | Lee HARPHAM | | | | | | D1 | Anderson/Rotax | |
| 1 - | 1:34.892 | + 4.108 | 9:04:49.166 | 4 - | 1:31.913 | + 1.129 | 9:09:23.926 | | |
| 2 - | 1:31.407 | + 0.623 | 9:06:20.573 | 5 - | 1:30.784 | | 9:10:54.710 | | |
| 3 - | 1:31.440 | + 0.656 | 9:07:52.013 | 6 - | 2:04.904 P | + 34.120 | 9:12:59.614 | | |
| 0 | Trevor ROBERTS | | | | | | D1 | Anderson/BRC | |
| 1 - | 1:24.463 | + 0.518 | 9:06:26.859 | 3 - | 1:23.945 | | 9:09:16.044 | | |
| 2 - | 1:25.240 | + 1.295 | 9:07:52.099 | 4 - | 1:46.262 P | + 22.317 | 9:11:02.306 | | |
| 1 | Dave HARVEY | | | | | | D1 | Anderson/FPE | |
| 1 - | 1:32.826 | + 8.998 | 9:04:11.944 | 5 - | 1:25.292 | + 1.464 | 9:10:02.975 | | |
| 2 - | 1:30.965 | + 7.137 | 9:05:42.909 | 6 - | 1:27.557 | + 3.729 | 9:11:30.532 | | |
| 3 - | 1:28.504 | + 4.676 | 9:07:11.413 | 7 - | 1:24.195 | + 0.367 | 9:12:54.727 | | |
| 4 - | 1:26.270 | + 2.442 | 9:08:37.683 | 8 - | 1:23.828 | | 9:14:18.555 | | |
| 2 | Don KENNEDY | | | | | | F25 | Anderson/Honda | |
| 1 - | 1:47.674 | + 19.582 | 9:06:16.416 | 5 - | 2:01.573 | + 33.481 | 9:12:35.317 | | |
| 2 - | 1:39.854 | + 11.762 | 9:07:56.270 | 6 - | 1:30.567 | + 2.475 | 9:14:05.884 | | |
| 3 - | 1:34.051 | + 5.959 | 9:09:30.321 | 7 - | 1:28.092 | | 9:15:33.976 | | |
| 4 - | 1:03.423 P | + -24.669 | 9:10:33.744 | | | | | | |
| 02 | Carl HULME | | | | | | D1 | Anderson/FPE | |
| 1 - | 1:27.135 | + 1.844 | 9:03:13.897 | 4 - | 1:28.874 | + 3.583 | 9:07:34.441 | | |
| 2 - | 1:25.614 | + 0.323 | 9:04:39.511 | 5 - | 1:25.291 | | 9:08:59.732 | | |
| 3 - | 1:26.056 | + 0.765 | 9:06:05.567 | | | | | | |
| 3 | James O'REILLY | | | | | | F25 | PVP/Honda | |
| 1 - | 1:32.604 | + 5.587 | 9:03:57.247 | 5 - | 1:31.404 | + 4.387 | 9:09:58.117 | | |
| 2 - | 1:32.584 | + 5.567 | 9:05:29.831 | 6 - | 1:27.319 | + 0.302 | 9:11:25.436 | | |
| 3 - | 1:28.807 | + 1.790 | 9:06:58.638 | 7 - | 1:27.017 | | 9:12:52.453 | | |
| 4 - | 1:28.075 | + 1.058 | 9:08:26.713 | | | | | | |
| 03 | Danny EDWARDS | | | | | | F12 | F1/TM | |
| 1 - | 1:39.920 | + 5.193 | 9:04:09.439 | 4 - | 1:34.727 | | 9:09:01.884 | | |
| 2 - | 1:41.129 | + 6.402 | 9:05:50.568 | 5 - | 1:34.729 | + 0.002 | 9:10:36.613 | | |
| 3 - | 1:36.589 | + 1.862 | 9:07:27.157 | | | | | | |
| 04 | Carl KINSEY | | | | | | D1 | Anderson/Rotax | |
| 1 - | 1:35.216 | + 7.049 | 9:04:22.761 | 5 - | 1:29.143 | + 0.976 | 9:10:19.974 | | |
| 2 - | 1:30.192 | + 2.025 | 9:05:52.953 | 6 - | 1:28.351 | + 0.184 | 9:11:48.325 | | |
| 3 - | 1:28.901 | + 0.734 | 9:07:21.854 | 7 - | 1:28.167 | | 9:13:16.492 | | |
| 4 - | 1:28.977 | + 0.810 | 9:08:50.831 | 8 - | 1:28.689 | + 0.522 | 9:14:45.181 | | |
| 6 | Gavin BENNETT | | | | | | D1 | Anderson/FPE | |
| 1 - | 1:33.372 | + 11.695 | 9:03:57.166 | 5 - | 1:22.359 | + 0.682 | 9:09:33.740 | | |
| 2 - | 1:27.738 | + 6.061 | 9:05:24.904 | 6 - | 1:23.497 | + 1.820 | 9:10:57.237 | | |
| 3 - | 1:24.136 | + 2.459 | 9:06:49.040 | 7 - | 1:21.677 | | 9:12:18.914 | | |
| 4 - | 1:22.341 | + 0.664 | 9:08:11.381 | | | | | | |
| 8 | Neil BAGLEY | | | | | | D1 | PVP/Rotax | |
| 1 - | 1:39.101 | + 11.585 | 9:03:46.844 | 5 - | 1:31.901 | + 4.385 | 9:09:52.702 | | |
| 2 - | 1:33.642 | + 6.126 | 9:05:20.486 | 6 - | 1:28.655 | + 1.139 | 9:11:21.357 | | |
| 3 - | 1:30.584 | + 3.068 | 9:06:51.070 | 7 - | 1:27.516 | | 9:12:48.873 | | |
| 4 - | 1:29.731 | + 2.215 | 9:08:20.801 | 8 - | 1:29.011 | + 1.495 | 9:14:17.884 | | |
| 9 | Mark OWENS | | | | | | D1 | ADE/DEA | |
| 1 - | 1:25.905 | + 2.719 | 9:03:11.512 | 4 - | 1:23.186 | | 9:09:39.453 | | |
| 2 - | 1:23.900 | + 0.714 | 9:04:35.412 | 5 - | 1:23.418 | + 0.232 | 9:11:02.871 | | |
| 3 - | 3:40.855 | + 2:17.669 | 9:08:16.267 | | | | | | |
| 10 | Roy BENNETT | | | | | | D1 | ADE/Honda | |
| 1 - | 1:36.821 | + 6.151 | 9:03:29.340 | 5 - | 1:30.670 | | 9:09:41.223 | | |

Oulton Park Island
Circuit Length = 2.2260 miles
Start: 09:00 End: 09:17

Weather / Track : Cloudy / Dry

BSA National Championship for Div.1 Superkarts

QUALIFYING - RACE 1 - LAP ANALYSIS

| | | | | | | | |
|-----------|------------------------|------------|---------------------------|-----|-----------------|------------|--------------------|
| 2 - | 1:34.522 | + 3.852 | 9:05:03.862 | 6 - | 1:31.981 | + 1.311 | 9:11:13.204 |
| 3 - | 1:33.008 | + 2.338 | 9:06:36.870 | 7 - | 1:31.147 | + 0.477 | 9:12:44.351 |
| 4 - | 1:33.683 | + 3.013 | 9:08:10.553 | | | | |
| 12 | Richard SANDERS | | F25 ADE/Honda | | | | |
| 1 - | 1:51.239 | | 9:03:46.650 | 3 - | 2:33.454 P | + 42.215 | 9:08:13.473 |
| 2 - | 1:53.369 | + 2.130 | 9:05:40.019 | | | | |
| 14 | John DICKINSON | | D1 Anderson/PVP | | | | |
| 1 - | 1:38.873 | + 10.170 | 9:04:09.812 | 4 - | 1:37.725 P | + 9.022 | 9:08:53.731 |
| 2 - | 1:34.596 | + 5.893 | 9:05:44.408 | 5 - | 3:08.125 | + 1:39.422 | 9:12:01.856 |
| 3 - | 1:31.598 | + 2.895 | 9:07:16.006 | 6 - | 1:28.703 | | 9:13:30.559 |
| 15 | Paul KENNINGS | | D1 Anderson/Rotax | | | | |
| 1 - | 1:33.723 | + 9.634 | 9:03:35.132 | 6 - | 1:25.136 | + 1.047 | 9:10:47.603 |
| 2 - | 1:27.697 | + 3.608 | 9:05:02.829 | 7 - | 1:27.341 | + 3.252 | 9:12:14.944 |
| 3 - | 1:25.958 | + 1.869 | 9:06:28.787 | 8 - | 1:24.089 | | 9:13:39.033 |
| 4 - | 1:25.320 | + 1.231 | 9:07:54.107 | 9 - | 1:28.413 | + 4.324 | 9:15:07.446 |
| 5 - | 1:28.360 | + 4.271 | 9:09:22.467 | | | | |
| 17 | Malcolm CROWE | | D1 Anderson/FPE | | | | |
| 1 - | 1:32.391 | + 7.990 | 9:04:15.047 | 4 - | 1:25.235 | + 0.834 | 9:08:36.622 |
| 2 - | 1:29.233 | + 4.832 | 9:05:44.280 | 5 - | 1:24.401 | | 9:10:01.023 |
| 3 - | 1:27.107 | + 2.706 | 9:07:11.387 | 6 - | 1:36.002 | + 11.601 | 9:11:37.025 |
| 20 | Toby DAVIES | | F25 Anderson/Honda | | | | |
| 1 - | 1:31.156 | | 9:04:42.371 | 4 - | 1:33.308 | + 2.152 | 9:09:20.639 |
| 2 - | 1:31.847 | + 0.691 | 9:06:14.218 | 5 - | 1:51.811 P | + 20.655 | 9:11:12.450 |
| 3 - | 1:33.113 | + 1.957 | 9:07:47.331 | | | | |
| 22 | James TUCKER | | F25 Jade/Honda | | | | |
| 1 - | 1:33.329 | + 6.812 | 9:03:14.611 | 5 - | 1:27.853 | + 1.336 | 9:09:09.925 |
| 2 - | 1:29.909 | + 3.392 | 9:04:44.520 | 6 - | 1:28.697 | + 2.180 | 9:10:38.622 |
| 3 - | 1:29.180 | + 2.663 | 9:06:13.700 | 7 - | 1:26.517 | | 9:12:05.139 |
| 4 - | 1:28.372 | + 1.855 | 9:07:42.072 | 8 - | 1:26.719 | + 0.202 | 9:13:31.858 |
| 24 | Darran SMITH | | F25 Anderson/Honda | | | | |
| 1 - | 1:48.959 | + 17.014 | 9:03:59.570 | 5 - | 1:36.257 | + 4.312 | 9:10:28.450 |
| 2 - | 1:39.555 | + 7.610 | 9:05:39.125 | 6 - | 1:33.107 | + 1.162 | 9:12:01.557 |
| 3 - | 1:36.806 | + 4.861 | 9:07:15.931 | 7 - | 1:31.945 | | 9:13:33.502 |
| 4 - | 1:36.262 | + 4.317 | 9:08:52.193 | | | | |
| 30 | Andrew DEAN | | F25 ADE/Honda | | | | |
| 1 - | 1:41.697 | + 8.168 | 9:03:57.460 | 4 - | 1:33.998 | + 0.469 | 9:08:41.904 |
| 2 - | 1:35.710 | + 2.181 | 9:05:33.170 | 5 - | 1:33.529 | | 9:10:15.433 |
| 3 - | 1:34.736 | + 1.207 | 9:07:07.906 | 6 - | 1:45.897 P | + 12.368 | 9:12:01.330 |
| 31 | Sam MOSS | | F25 Anderson/Honda | | | | |
| 1 - | 1:47.156 | + 16.839 | 9:04:07.144 | 5 - | 1:32.831 | + 2.514 | 9:12:20.626 |
| 2 - | 1:40.849 | + 10.532 | 9:05:47.993 | 6 - | 1:32.144 | + 1.827 | 9:13:52.770 |
| 3 - | 1:49.989 P | + 19.672 | 9:07:37.982 | 7 - | 1:30.317 | | 9:15:23.087 |
| 4 - | 3:09.813 | + 1:39.496 | 9:10:47.795 | | | | |
| 34 | Steve BRIGGS | | D1 Raider/TM | | | | |
| 1 - | 1:41.533 | + 12.033 | 9:04:28.164 | 4 - | 2:52.292 | + 1:22.792 | 9:11:17.231 |
| 2 - | 1:35.001 | + 5.501 | 9:06:03.165 | 5 - | 1:30.874 | + 1.374 | 9:12:48.105 |
| 3 - | 2:21.774 P | + 52.274 | 9:08:24.939 | 6 - | 1:29.500 | | 9:14:17.605 |
| 36 | Paul WALLEY | | F25 Anderson/Honda | | | | |
| 1 - | 1:44.371 | + 9.703 | 9:04:07.378 | 5 - | 1:38.027 | + 3.359 | 9:10:44.957 |
| 2 - | 1:42.488 | + 7.820 | 9:05:49.866 | 6 - | 1:35.615 | + 0.947 | 9:12:20.572 |
| 3 - | 1:39.299 | + 4.631 | 9:07:29.165 | 7 - | 1:35.028 | + 0.360 | 9:13:55.600 |
| 4 - | 1:37.765 | + 3.097 | 9:09:06.930 | 8 - | 1:34.668 | | 9:15:30.268 |

Oulton Park Island
Circuit Length = 2.2260 miles
Start: 09:00 End: 09:17

Weather / Track : Cloudy / Dry

BSA National Championship for Div.1 Superkarts
QUALIFYING - RACE 1 - LAP ANALYSIS

| | | | | | | | |
|------------|-----------------------|----------|--------------------|-----|-----------------|----------|--------------------|
| 39 | Jon NEVILLE | | F25 Anderson/Honda | | | | |
| 1 - | 1:32.762 | + 6.401 | 9:03:39.529 | 6 - | 1:26.979 | + 0.618 | 9:11:04.582 |
| 2 - | 1:29.570 | + 3.209 | 9:05:09.099 | 7 - | 1:27.154 | + 0.793 | 9:12:31.736 |
| 3 - | 1:28.156 | + 1.795 | 9:06:37.255 | 8 - | 1:26.690 | + 0.329 | 9:13:58.426 |
| 4 - | 1:32.945 | + 6.584 | 9:08:10.200 | 9 - | 1:26.361 | | 9:15:24.787 |
| 5 - | 1:27.403 | + 1.042 | 9:09:37.603 | | | | |
| 52 | Steve BURTON | | F25 Anderson/Honda | | | | |
| 1 - | 1:40.998 | + 4.831 | 9:03:58.932 | 4 - | 1:36.167 | | 9:08:50.883 |
| 2 - | 1:38.048 | + 1.881 | 9:05:36.980 | 5 - | 1:58.244 P | + 22.077 | 9:10:49.127 |
| 3 - | 1:37.736 | + 1.569 | 9:07:14.716 | | | | |
| 55 | Michael GROVES | | F25 F1/TM | | | | |
| 1 - | 1:38.410 | + 0.273 | 9:04:31.102 | 3 - | 1:38.137 | | 9:07:47.460 |
| 2 - | 1:38.221 | + 0.084 | 9:06:09.323 | | | | |
| 69 | Simon HOLLOWAY | | D1 PVP/Rotax | | | | |
| 1 - | 1:38.411 | + 9.426 | 9:04:28.723 | 4 - | 1:29.368 | + 0.383 | 9:09:03.954 |
| 2 - | 1:34.020 | + 5.035 | 9:06:02.743 | 5 - | 1:28.985 | | 9:10:32.939 |
| 3 - | 1:31.843 | + 2.858 | 9:07:34.586 | | | | |
| 84 | Rob CHILCOTT | | D1 Anderson/Rotax | | | | |
| 1 - | 1:33.922 | + 9.884 | 9:04:14.772 | 6 - | 1:27.805 | + 3.767 | 9:11:30.000 |
| 2 - | 1:28.437 | + 4.399 | 9:05:43.209 | 7 - | 1:24.038 | | 9:12:54.038 |
| 3 - | 1:29.642 | + 5.604 | 9:07:12.851 | 8 - | 1:25.420 | + 1.382 | 9:14:19.458 |
| 4 - | 1:24.974 | + 0.936 | 9:08:37.825 | 9 - | 1:27.585 | + 3.547 | 9:15:47.043 |
| 5 - | 1:24.370 | + 0.332 | 9:10:02.195 | | | | |
| 87 | Ian CHALLINOR | | F25 F1/Rotax | | | | |
| 1 - | 1:53.786 | + 11.977 | 9:04:18.663 | 5 - | 1:43.683 | + 1.874 | 9:11:16.067 |
| 2 - | 1:49.391 | + 7.582 | 9:06:08.054 | 6 - | 1:43.545 | + 1.736 | 9:12:59.612 |
| 3 - | 1:41.809 | | 9:07:49.863 | 7 - | 1:45.974 | + 4.165 | 9:14:45.586 |
| 4 - | 1:42.521 | + 0.712 | 9:09:32.384 | | | | |
| 92 | Mark VAUGHAN | | F25 Anderson/Honda | | | | |
| 1 - | 1:57.825 | + 26.030 | 9:04:25.068 | 4 - | 1:31.795 | | 9:09:07.833 |
| 2 - | 1:36.849 | + 5.054 | 9:06:01.917 | 5 - | 1:34.932 | + 3.137 | 9:10:42.765 |
| 3 - | 1:34.121 | + 2.326 | 9:07:36.038 | 6 - | 2:00.496 P | + 28.701 | 9:12:43.261 |
| 93 | Stuart PARKER | | D1 Anderson/Rotax | | | | |
| 1 - | 1:31.598 | + 5.949 | 9:03:52.139 | 5 - | 1:26.771 | + 1.122 | 9:09:42.218 |
| 2 - | 1:29.375 | + 3.726 | 9:05:21.514 | 6 - | 1:28.386 | + 2.737 | 9:11:10.604 |
| 3 - | 1:27.541 | + 1.892 | 9:06:49.055 | 7 - | 1:25.649 | | 9:12:36.253 |
| 4 - | 1:26.392 | + 0.743 | 9:08:15.447 | | | | |
| 94 | Bob HOSIER | | D1 PVP/Rotax | | | | |
| 1 - | 1:40.773 | + 5.730 | 9:04:30.710 | 4 - | 1:36.910 | + 1.867 | 9:09:24.080 |
| 2 - | 1:38.126 | + 3.083 | 9:06:08.836 | 5 - | 1:35.359 | + 0.316 | 9:10:59.439 |
| 3 - | 1:38.334 | + 3.291 | 9:07:47.170 | 6 - | 1:35.043 | | 9:12:34.482 |
| 99 | Tony GREEN | | F25 Anderson/Honda | | | | |
| 1 - | 1:47.590 | + 4.545 | 9:04:15.010 | 4 - | 1:45.157 | + 2.112 | 9:09:32.250 |
| 2 - | 1:46.979 | + 3.934 | 9:06:01.989 | 5 - | 1:44.375 | + 1.330 | 9:11:16.625 |
| 3 - | 1:45.104 | + 2.059 | 9:07:47.093 | 6 - | 1:43.045 | | 9:12:59.670 |
| 111 | Paul PLATT | | F25 PVP/Honda | | | | |
| 1 - | 1:34.290 | + 6.636 | 9:04:13.712 | 5 - | 1:28.951 | + 1.297 | 9:10:16.703 |
| 2 - | 1:32.753 | + 5.099 | 9:05:46.465 | 6 - | 1:28.481 | + 0.827 | 9:11:45.184 |
| 3 - | 1:30.697 | + 3.043 | 9:07:17.162 | 7 - | 1:28.143 | + 0.489 | 9:13:13.327 |
| 4 - | 1:30.590 | + 2.936 | 9:08:47.752 | 8 - | 1:27.654 | | 9:14:40.981 |

Oulton Park Island
Circuit Length = 2.2260 miles
Start: 09:00 End: 09:17

Weather / Track : Cloudy / Dry

BSA National Championship for Div.1 Superkarts
QUALIFYING - RACE 1 - LAP ANALYSIS

| | | | | | | | |
|------------|----------------------|----------|---------------------------|------------|-----------------|---------|--------------------|
| 135 | Eddie KOOIKER | | F25 Anderson/Honda | | | | |
| 1 - | 1:53.596 | + 15.759 | 9:04:42.691 | 4 - | 1:41.874 | + 4.037 | 9:09:53.698 |
| 2 - | 1:44.547 | + 6.710 | 9:06:27.238 | 5 - | 1:41.863 | + 4.026 | 9:11:35.561 |
| 3 - | 1:44.586 | + 6.749 | 9:08:11.824 | 6 - | 1:37.837 | | 9:13:13.398 |

Performance & Economy Chip Tuning Sports/Saloon Car Championship
QUALIFYING - RACE 2 - CLASSIFICATION

| POS | NO | CL | NAME | ENTRY | TIME | ON | LAPS | GAP | DIFF | MPH |
|-----|-----|----|---------------------------|-----------------------------|-----------------|----|------|-----------------|----------|-------|
| 1 | 10 | B | Alaistar CHALMERS | Caterham CSR/2300 | 1:30.519 | 7 | 9 | | | 88.52 |
| 2 | 1 | D | Paul DOBSON | Mazda RX7/2600 | 1:32.220 | 6 | 8 | 1.701 | 1.701 | 86.89 |
| 3 | 36 | A | Michael BLOMFIELD | Ford Sierra/6700 | 1:32.672 | 7 | 8 | 2.153 | 0.452 | 86.47 |
| 4 | 3 | C | Chris MARIES | MK Indy Busa/1340 | 1:33.862 | 6 | 7 | 3.343 | 1.190 | 85.37 |
| 5 | 21 | B | Mark CAMPBELL | Lotus Elan/2000 | 1:33.920 | 4 | 6 | 3.401 | 0.058 | 85.32 |
| 6 | 2 | E | Dannis COMPTON | BMW E30 M3/2500 | 1:34.703 | 5 | 7 | 4.184 | 0.783 | 84.61 |
| 7 | 30 | B | Robert CHALMERS | Caterham R400/1800 | 1:34.748 | 3 | 6 | 4.229 | 0.045 | 84.57 |
| 8 | 93 | C | Robert SPENCER | Stuart Taylor Locosaki/1200 | 1:34.883 | 4 | 8 | 4.364 | 0.135 | 84.45 |
| 9 | 123 | A | Ric WOOD | Audi RS6/5700 | 1:35.097 | 6 | 6 | 4.578 | 0.214 | 84.26 |
| 10 | 96 | C | Chris ALLANSON | Z Cars Mini/1300 | 1:35.959 | 4 | 5 | 5.440 | 0.862 | 83.51 |
| 11 | 58 | A | Darren SMITH | TVR Tuscan/4500 | 1:36.767 | 3 | 8 | 6.248 | 0.808 | 82.81 |
| 12 | 95 | C | Paul WOOLFIT | Z Cars Mini/1300 | 1:37.473 | 5 | 8 | 6.954 | 0.706 | 82.21 |
| 13 | 38 | B | Kevin CRYER | Caterham 7/2000 | 1:38.382 | 6 | 8 | 7.863 | 0.909 | 81.45 |
| 14 | 90 | C | Danny KEENAN | MK Indy-RR/1300 | 1:38.605 | 7 | 8 | 8.086 | 0.223 | 81.26 |
| 15 | 26 | B | Cam FORBES | Westfield SEiW/2000 | 1:39.702 | 4 | 8 | 9.183 | 1.097 | 80.37 |
| 16 | 91 | A | Jeremey SNOWDEN | Z Cars Mini Mayfair/2000 | 1:41.068 | 7 | 8 | 10.549 | 1.366 | 79.28 |
| 17 | 45 | E | Derek KELLY-COOPER | Vauxhall Vectra/2500 | 1:41.745 | 6 | 8 | 11.226 | 0.677 | 78.76 |
| 18 | 65 | B | Colin ROBINSON | Ford Escort/2500 | 1:43.834 | 3 | 7 | 13.315 | 2.089 | 77.17 |
| 19 | 55 | B | Peter WANN | Westfield SEi/1800 | 1:44.957 | 6 | 7 | 14.438 | 1.123 | 76.35 |
| 20 | 52 | D | Andy ROBEY | BMW M3/3000 | 1:46.343 | 6 | 7 | 15.824 | 1.386 | 75.35 |
| 21 | 6 | F | Phil HALL | Banks Lotus Europa/1598 | 1:46.611 | 3 | 7 | 16.092 | 0.268 | 75.16 |
| 22 | 53 | D | David RAWLINS | Vauxhall Vectra/3200 | 1:48.393 | 5 | 5 | 17.874 | 1.782 | 73.93 |
| 23 | 40 | B | Dave MARIES | Westfield SEi/1800 | 1:48.792 | 6 | 7 | 18.273 | 0.399 | 73.65 |
| 24 | 25 | D | Bob CLAXTON | Renault 21 Turbo/2000 | 1:52.300 | 6 | 7 | 21.781 | 3.508 | 71.35 |
| 25 | 37 | E | Brian ALLEN | Ford Fiesta XR2i/1615 | 1:52.640 | 5 | 7 | 22.121 | 0.340 | 71.14 |
| 26 | 85 | F | Anthony HAYES | Mini/1430 | 1:58.154 | 6 | 6 | 27.635 | 5.514 | 67.82 |
| 27 | 70 | F | John SPENCER | Peugeot 205GTi/1580 | 2:02.976 | 6 | 6 | 32.457 | 4.822 | 65.16 |
| 28 | 43 | A | Graham BRINDLEY | Ford Escort RS2000/1998 | 9:50.640 | 2 | 2 | 8:20.121 | 7:47.664 | 13.56 |
| 29 | 39 | B | John MORRIS | Peugeot 206/2000 | | 0 | 1 | | | |

CARS 85 AND 123 MUST FIT WORKING TRANSPONDERS FOR RACE
CAR 70 - YOU HAVE 2 TRANSPONDERS PLEASE REMOVE ONE

Weather / Track : Cloudy / Dry

These results are provisional until the conclusion of any judicial and technical matters.

Oulton Park Island
 Circuit Length = 2.2260 miles
 Start: 09:24 End: 09:43

| | |
|-------------------|--------------|
| Clerk of Course : | Timekeeper : |
|-------------------|--------------|

Performance & Economy Chip Tuning Sports/Saloon Car Championship
QUALIFYING - RACE 2 - LAP ANALYSIS

| | | | | | | | |
|-----------|--------------------------|----------|----------------------------------|-----|-----------------|----------|--------------------|
| 1 | Paul DOBSON | | D Mazda RX7/2600 | | | | |
| 1 - | 1:50.674 | + 18.454 | 9:29:43.804 | 5 - | 1:49.080 | + 16.860 | 9:36:18.720 |
| 2 - | 1:33.458 | + 1.238 | 9:31:17.262 | 6 - | 1:32.220 | | 9:37:50.940 |
| 3 - | 1:38.791 | + 6.571 | 9:32:56.053 | 7 - | 1:33.325 | + 1.105 | 9:39:24.265 |
| 4 - | 1:33.587 | + 1.367 | 9:34:29.640 | 8 - | 1:32.946 | + 0.726 | 9:40:57.211 |
| 2 | Dannis COMPTON | | E BMW E30 M3/2500 | | | | |
| 1 - | 2:05.608 | + 30.905 | 9:29:52.027 | 5 - | 1:34.703 | | 9:36:22.638 |
| 2 - | 1:41.043 | + 6.340 | 9:31:33.070 | 6 - | 1:35.521 | + 0.818 | 9:37:58.159 |
| 3 - | 1:37.628 | + 2.925 | 9:33:10.698 | 7 - | 1:37.396 | + 2.693 | 9:39:35.555 |
| 4 - | 1:37.237 | + 2.534 | 9:34:47.935 | | | | |
| 3 | Chris MARIES | | C MK Indy Busa/1340 | | | | |
| 1 - | 1:40.260 | + 6.398 | 9:28:57.487 | 5 - | 1:34.606 | + 0.744 | 9:35:16.794 |
| 2 - | 1:35.575 | + 1.713 | 9:30:33.062 | 6 - | 1:33.862 | | 9:36:50.656 |
| 3 - | 1:34.305 | + 0.443 | 9:32:07.367 | 7 - | 1:45.010 | + 11.148 | 9:38:35.666 |
| 4 - | 1:34.821 | + 0.959 | 9:33:42.188 | | | | |
| 6 | Phil HALL | | F Banks Lotus Europa/1598 | | | | |
| 1 - | 2:06.453 | + 19.842 | 9:29:51.774 | 5 - | 1:48.161 | + 1.550 | 9:37:07.016 |
| 2 - | 1:48.733 | + 2.122 | 9:31:40.507 | 6 - | 1:50.611 | + 4.000 | 9:38:57.627 |
| 3 - | 1:46.611 | | 9:33:27.118 | 7 - | 1:51.652 | + 5.041 | 9:40:49.279 |
| 4 - | 1:51.737 | + 5.126 | 9:35:18.855 | | | | |
| 10 | Alaistar CHALMERS | | B Caterham CSR/2300 | | | | |
| 1 - | 1:40.480 | + 9.961 | 9:28:19.921 | 6 - | 1:31.513 | + 0.994 | 9:36:08.177 |
| 2 - | 1:36.318 | + 5.799 | 9:29:56.239 | 7 - | 1:30.519 | | 9:37:38.696 |
| 3 - | 1:36.994 | + 6.475 | 9:31:33.233 | 8 - | 1:31.664 | + 1.145 | 9:39:10.360 |
| 4 - | 1:32.224 | + 1.705 | 9:33:05.457 | 9 - | 1:34.927 | + 4.408 | 9:40:45.287 |
| 5 - | 1:31.207 | + 0.688 | 9:34:36.664 | | | | |
| 21 | Mark CAMPBELL | | B Lotus Elan/2000 | | | | |
| 1 - | 1:46.401 | + 12.481 | 9:28:57.356 | 4 - | 1:33.920 | | 9:33:43.126 |
| 2 - | 1:37.163 | + 3.243 | 9:30:34.519 | 5 - | 1:34.331 | + 0.411 | 9:35:17.457 |
| 3 - | 1:34.687 | + 0.767 | 9:32:09.206 | 6 - | 1:58.676 P | + 24.756 | 9:37:16.133 |
| 25 | Bob CLAXTON | | D Renault 21 Turbo/2000 | | | | |
| 1 - | 2:02.763 | + 10.463 | 9:29:55.169 | 5 - | 1:53.992 | + 1.692 | 9:37:30.133 |
| 2 - | 1:53.186 | + 0.886 | 9:31:48.355 | 6 - | 1:52.300 | | 9:39:22.433 |
| 3 - | 1:52.635 | + 0.335 | 9:33:40.990 | 7 - | 1:53.956 | + 1.656 | 9:41:16.389 |
| 4 - | 1:55.151 | + 2.851 | 9:35:36.141 | | | | |
| 26 | Cam FORBES | | B Westfield SEiW/2000 | | | | |
| 1 - | 1:50.341 | + 10.639 | 9:28:44.347 | 5 - | 1:40.734 | + 1.032 | 9:35:37.228 |
| 2 - | 1:48.794 | + 9.092 | 9:30:33.141 | 6 - | 1:41.053 | + 1.351 | 9:37:18.281 |
| 3 - | 1:43.651 | + 3.949 | 9:32:16.792 | 7 - | 1:40.915 | + 1.213 | 9:38:59.196 |
| 4 - | 1:39.702 | | 9:33:56.494 | 8 - | 1:40.322 | + 0.620 | 9:40:39.518 |
| 30 | Robert CHALMERS | | B Caterham R400/1800 | | | | |
| 1 - | 1:35.433 | + 0.685 | 9:28:35.183 | 4 - | 1:34.793 | + 0.045 | 9:33:42.397 |
| 2 - | 1:57.673 | + 22.925 | 9:30:32.856 | 5 - | 1:36.311 | + 1.563 | 9:35:18.708 |
| 3 - | 1:34.748 | | 9:32:07.604 | 6 - | 1:42.314 P | + 7.566 | 9:37:01.022 |
| 36 | Michael BLOMFIELD | | A Ford Sierra/6700 | | | | |
| 1 - | 1:51.588 | + 18.916 | 9:29:05.365 | 5 - | 1:33.777 | + 1.105 | 9:35:30.262 |
| 2 - | 1:40.427 | + 7.755 | 9:30:45.792 | 6 - | 1:33.827 | + 1.155 | 9:37:04.089 |
| 3 - | 1:34.538 | + 1.866 | 9:32:20.330 | 7 - | 1:32.672 | | 9:38:36.761 |
| 4 - | 1:36.155 | + 3.483 | 9:33:56.485 | 8 - | 1:33.676 | + 1.004 | 9:40:10.437 |
| 37 | Brian ALLEN | | E Ford Fiesta XR2i/1615 | | | | |
| 1 - | 2:03.584 | + 10.944 | 9:29:10.243 | 5 - | 1:52.640 | | 9:36:50.359 |
| 2 - | 1:56.836 | + 4.196 | 9:31:07.079 | 6 - | 1:53.540 | + 0.900 | 9:38:43.899 |

CARS 85 AND 123 MUST FIT WORKING TRANSPONDERS FOR RACE
 CAR 70 - YOU HAVE 2 TRANSPONDERS PLEASE REMOVE ONE
 Weather / Track : Cloudy / Dry

Oulton Park Island
 Circuit Length = 2.2260 miles
 Start: 09:24 End: 09:43

Performance & Economy Chip Tuning Sports/Saloon Car Championship
QUALIFYING - RACE 2 - LAP ANALYSIS

| | | | | | | | |
|-----------|---------------------------|----------------|--------------------|--------------------------------|-----------------|---------|--------------------|
| 3 - | 1:54.863 | + 2.223 | 9:33:01.942 | 7 - | 1:53.732 | + 1.092 | 9:40:37.631 |
| 4 - | 1:55.777 | + 3.137 | 9:34:57.719 | | | | |
| 38 | Kevin CRYER | | B | Caterham 7/2000 | | | |
| 1 - | 1:43.385 | + 5.003 | 9:28:21.900 | 5 - | 1:43.412 | + 5.030 | 9:35:11.307 |
| 2 - | 1:40.439 | + 2.057 | 9:30:02.339 | 6 - | 1:38.382 | | 9:36:49.689 |
| 3 - | 1:45.148 | + 6.766 | 9:31:47.487 | 7 - | 1:38.794 | + 0.412 | 9:38:28.483 |
| 4 - | 1:40.408 | + 2.026 | 9:33:27.895 | 8 - | 1:38.449 | + 0.067 | 9:40:06.932 |
| 39 | John MORRIS | | B | Peugeot 206/2000 | | | |
| 1 - | 3:32.905 P | - 03:57:21.871 | 9:30:29.198 | | | | |
| 40 | Dave MARIES | | B | Westfield SEi/1800 | | | |
| 1 - | 1:59.524 | + 10.732 | 9:30:00.833 | 5 - | 1:52.011 | + 3.219 | 9:37:31.531 |
| 2 - | 1:54.612 | + 5.820 | 9:31:55.445 | 6 - | 1:48.792 | | 9:39:20.323 |
| 3 - | 1:52.419 | + 3.627 | 9:33:47.864 | 7 - | 1:49.496 | + 0.704 | 9:41:09.819 |
| 4 - | 1:51.656 | + 2.864 | 9:35:39.520 | | | | |
| 43 | Graham BRINDLEY | | A | Ford Escort RS2000/1998 | | | |
| 1 - | 3:29.266 P | + - 6:21.374 | 9:31:55.272 | 2 - | 9:50.640 | | 9:41:45.912 |
| 45 | Derek KELLY-COOPER | | E | Vauxhall Vectra/2500 | | | |
| 1 - | 1:50.931 | + 9.186 | 9:29:03.525 | 5 - | 1:42.801 | + 1.056 | 9:35:58.512 |
| 2 - | 1:45.935 | + 4.190 | 9:30:49.460 | 6 - | 1:41.745 | | 9:37:40.257 |
| 3 - | 1:43.324 | + 1.579 | 9:32:32.784 | 7 - | 1:42.686 | + 0.941 | 9:39:22.943 |
| 4 - | 1:42.927 | + 1.182 | 9:34:15.711 | 8 - | 1:46.401 | + 4.656 | 9:41:09.344 |
| 52 | Andy ROBEY | | D | BMW M3/3000 | | | |
| 1 - | 2:09.695 | + 23.352 | 9:29:45.361 | 5 - | 1:47.374 | + 1.031 | 9:36:59.755 |
| 2 - | 1:51.145 | + 4.802 | 9:31:36.506 | 6 - | 1:46.343 | | 9:38:46.098 |
| 3 - | 1:48.256 | + 1.913 | 9:33:24.762 | 7 - | 1:46.758 | + 0.415 | 9:40:32.856 |
| 4 - | 1:47.619 | + 1.276 | 9:35:12.381 | | | | |
| 53 | David RAWLINS | | D | Vauxhall Vectra/3200 | | | |
| 1 - | 1:53.698 | + 5.305 | 9:29:58.560 | 4 - | 1:48.727 | + 0.334 | 9:35:27.940 |
| 2 - | 1:49.963 | + 1.570 | 9:31:48.523 | 5 - | 1:48.393 | | 9:37:16.333 |
| 3 - | 1:50.690 | + 2.297 | 9:33:39.213 | | | | |
| 55 | Peter WANN | | B | Westfield SEi/1800 | | | |
| 1 - | 1:54.595 | + 9.638 | 9:30:03.723 | 5 - | 1:45.693 | + 0.736 | 9:37:15.472 |
| 2 - | 1:52.475 | + 7.518 | 9:31:56.198 | 6 - | 1:44.957 | | 9:39:00.429 |
| 3 - | 1:48.559 | + 3.602 | 9:33:44.757 | 7 - | 1:46.453 | + 1.496 | 9:40:46.882 |
| 4 - | 1:45.022 | + 0.065 | 9:35:29.779 | | | | |
| 58 | Darren SMITH | | A | TVR Tuscan/4500 | | | |
| 1 - | 1:51.056 | + 14.289 | 9:29:52.891 | 5 - | 1:36.933 | + 0.166 | 9:36:27.285 |
| 2 - | 1:41.293 | + 4.526 | 9:31:34.184 | 6 - | 1:38.233 | + 1.466 | 9:38:05.518 |
| 3 - | 1:36.767 | | 9:33:10.951 | 7 - | 1:37.002 | + 0.235 | 9:39:42.520 |
| 4 - | 1:39.401 | + 2.634 | 9:34:50.352 | 8 - | 1:38.750 | + 1.983 | 9:41:21.270 |
| 65 | Colin ROBINSON | | B | Ford Escort/2500 | | | |
| 1 - | 1:53.330 | + 9.496 | 9:29:37.926 | 5 - | 1:44.278 | + 0.444 | 9:36:36.942 |
| 2 - | 1:45.350 | + 1.516 | 9:31:23.276 | 6 - | 1:45.354 | + 1.520 | 9:38:22.296 |
| 3 - | 1:43.834 | | 9:33:07.110 | 7 - | 1:48.191 | + 4.357 | 9:40:10.487 |
| 4 - | 1:45.554 | + 1.720 | 9:34:52.664 | | | | |
| 70 | John SPENCER | | F | Peugeot 205GTi/1580 | | | |
| 1 - | 2:13.150 | + 10.174 | 9:29:57.739 | 4 - | 2:03.673 | + 0.697 | 9:36:11.737 |
| 2 - | 2:05.704 | + 2.728 | 9:32:03.443 | 5 - | 2:06.872 | + 3.896 | 9:38:18.609 |
| 3 - | 2:04.621 | + 1.645 | 9:34:08.064 | 6 - | 2:02.976 | | 9:40:21.585 |
| 85 | Anthony HAYES | | F | Mini/1430 | | | |
| 1 - | 2:34.800 | + 36.646 | 9:29:52.028 | 4 - | 1:59.756 | + 1.602 | 9:36:03.545 |

CARS 85 AND 123 MUST FIT WORKING TRANSPONDERS FOR RACE
 CAR 70 - YOU HAVE 2 TRANSPONDERS PLEASE REMOVE ONE
 Weather / Track : Cloudy / Dry

Oulton Park Island
 Circuit Length = 2.2260 miles
 Start: 09:24 End: 09:43

Performance & Economy Chip Tuning Sports/Saloon Car Championship
QUALIFYING - RACE 2 - LAP ANALYSIS


| | | | | | | | |
|------------|-----------------------|------------|--------------------|-----|-----------------------------|---------|--------------------|
| 2 - | 2:08.318 | + 10.164 | 9:32:00.346 | 5 - | 1:58.668 | + 0.514 | 9:38:02.213 |
| 3 - | 2:03.443 | + 5.289 | 9:34:03.789 | 6 - | 1:58.154 | | 9:40:00.367 |
| 90 | Danny KEENAN | | C | | MK Indy-RR/1300 | | |
| 1 - | 1:52.043 | + 13.438 | 9:29:07.476 | 5 - | 1:39.325 | + 0.720 | 9:35:47.589 |
| 2 - | 1:41.961 | + 3.356 | 9:30:49.437 | 6 - | 1:41.157 | + 2.552 | 9:37:28.746 |
| 3 - | 1:39.318 | + 0.713 | 9:32:28.755 | 7 - | 1:38.605 | | 9:39:07.351 |
| 4 - | 1:39.509 | + 0.904 | 9:34:08.264 | 8 - | 1:40.879 | + 2.274 | 9:40:48.230 |
| 91 | Jeremy SNOWDEN | | A | | Z Cars Mini Mayfair/2000 | | |
| 1 - | 1:43.109 | + 2.041 | 9:28:33.830 | 5 - | 1:44.946 | + 3.878 | 9:35:36.472 |
| 2 - | 1:50.181 | + 9.113 | 9:30:24.011 | 6 - | 1:45.267 | + 4.199 | 9:37:21.739 |
| 3 - | 1:42.168 | + 1.100 | 9:32:06.179 | 7 - | 1:41.068 | | 9:39:02.807 |
| 4 - | 1:45.347 | + 4.279 | 9:33:51.526 | 8 - | 1:46.795 | + 5.727 | 9:40:49.602 |
| 93 | Robert SPENCER | | C | | Stuart Taylor Locosaki/1200 | | |
| 1 - | 1:46.734 | + 11.851 | 9:29:02.548 | 5 - | 1:37.173 | + 2.290 | 9:35:25.830 |
| 2 - | 1:36.041 | + 1.158 | 9:30:38.589 | 6 - | 1:35.841 | + 0.958 | 9:37:01.671 |
| 3 - | 1:35.185 | + 0.302 | 9:32:13.774 | 7 - | 1:35.123 | + 0.240 | 9:38:36.794 |
| 4 - | 1:34.883 | | 9:33:48.657 | 8 - | 1:34.958 | + 0.075 | 9:40:11.752 |
| 95 | Paul WOOLFIT | | C | | Z Cars Mini/1300 | | |
| 1 - | 1:49.184 | + 11.711 | 9:29:03.581 | 5 - | 1:37.473 | | 9:35:39.338 |
| 2 - | 1:40.124 | + 2.651 | 9:30:43.705 | 6 - | 1:41.798 | + 4.325 | 9:37:21.136 |
| 3 - | 1:39.809 | + 2.336 | 9:32:23.514 | 7 - | 1:39.404 | + 1.931 | 9:39:00.540 |
| 4 - | 1:38.351 | + 0.878 | 9:34:01.865 | 8 - | 1:39.639 | + 2.166 | 9:40:40.179 |
| 96 | Chris ALLANSON | | C | | Z Cars Mini/1300 | | |
| 1 - | 5:05.086 | + 3:29.127 | 9:31:30.867 | 4 - | 1:35.959 | | 9:36:20.416 |
| 2 - | 1:37.372 | + 1.413 | 9:33:08.239 | 5 - | 1:35.973 | + 0.014 | 9:37:56.389 |
| 3 - | 1:36.218 | + 0.259 | 9:34:44.457 | | | | |
| 123 | Ric WOOD | | A | | Audi RS6/5700 | | |
| 1 - | 1:51.621 | + 16.524 | 9:29:00.782 | 4 - | 1:37.605 | + 2.508 | 9:34:20.832 |
| 2 - | 1:59.074 | + 23.977 | 9:30:59.856 | 5 - | 1:39.872 | + 4.775 | 9:36:00.704 |
| 3 - | 1:43.371 | + 8.274 | 9:32:43.227 | 6 - | 1:35.097 | | 9:37:35.801 |

CARS 85 AND 123 MUST FIT WORKING TRANSPONDERS FOR RACE
 CAR 70 - YOU HAVE 2 TRANSPONDERS PLEASE REMOVE ONE
 Weather / Track : Cloudy / Dry

Oulton Park Island
 Circuit Length = 2.2260 miles
 Start: 09:24 End: 09:43

Performance & Economy Chip Tuning Sports/Saloon Car Championship

RACE 2 - GRID

| | | | |
|--|-------------------------------------|------------------------------------|----------------------------------|
| ROW 15 | 39 John MORRIS | | |
| ROW 14 | | 2:02.976 70 John SPENCER | 9:50.640 43 Graham BRINDLEY |
| ROW 13 | 1:52.640 37 Brian ALLEN | | 1:58.154 85 Anthony HAYES |
| ROW 12 | | 1:48.792 40 Dave MARIES | 1:52.300 25 Bob CLAXTON |
| ROW 11 | 1:46.611 6 Phil HALL | | 1:48.393 53 David RAWLINS |
| ROW 10 | | 1:44.957 55 Peter WANN | 1:46.343 52 Andy ROBEY |
| ROW 9 | 1:41.745 45 Derek KELLY-COOPER | | 1:43.834 65 Colin ROBINSON |
| ROW 8 | | 1:39.702 26 Cam FORBES | 1:41.068 91 Jeremy SNOWDEN |
| ROW 7 | 1:38.382 38 Kevin CRYER | | 1:38.605 90 Danny KEENAN |
| ROW 6 | | 1:36.767 58 Darren SMITH | 1:37.473 95 Paul WOOLFIT |
| ROW 5 | 1:35.097 123 Ric WOOD | | 1:35.959 96 Chris ALLANSON |
| ROW 4 | | 1:34.748 30 Robert CHALMERS | 1:34.883 93 Robert SPENCER |
| ROW 3 | 1:33.920 21 Mark CAMPBELL | | 1:34.703 2 Dannis COMPTON |
| ROW 2 | | 1:32.672 36 Michael BLOMFIELD | 1:33.862 3 Chris MARIES |
| ROW 1 | 1:30.519 10 Alastair CHALMERS | | 1:32.220 1 Paul DOBSON |
| Pole | | | |
|  | | | |

Oulton Park Island
Circuit Length = 2.2260 miles

These results are provisional until the conclusion of any judicial and technical matters.

| | | |
|-------------------|--|--------------|
| Clerk of Course : | | Timekeeper : |
| | | |

Performance & Economy Chip Tuning Sports/Saloon Car Championship

RACE 8 - GRID

| | | | | |
|-------------|-----|--------------------|----|-----------------|
| ROW 15 | 43 | Graham BRINDLEY | | |
| ROW 14 | | 2:03.673 | 70 | John SPENCER |
| | | | | 39 |
| | | | | John MORRIS |
| ROW 13 | | 1:53.540 | | 1:58.668 |
| | 37 | Brian ALLEN | | 85 |
| | | | | Anthony HAYES |
| ROW 12 | | 1:49.496 | | 1:52.635 |
| | 40 | Dave MARIES | | 25 |
| | | | | Bob CLAXTON |
| ROW 11 | | 1:48.161 | | 1:48.727 |
| | 6 | Phil HALL | | 53 |
| | | | | David RAWLINS |
| ROW 10 | | 1:45.022 | | 1:46.758 |
| | 55 | Peter WANN | | 52 |
| | | | | Andy ROBEY |
| ROW 9 | | 1:42.686 | | 1:44.278 |
| | 45 | Derek KELLY-COOPER | | 65 |
| | | | | Colin ROBINSON |
| ROW 8 | | 1:40.322 | | 1:42.168 |
| | 26 | Cam FORBES | | 91 |
| | | | | Jeremy SNOWDEN |
| ROW 7 | | 1:38.449 | | 1:39.318 |
| | 38 | Kevin CRYER | | 90 |
| | | | | Danny KEENAN |
| ROW 6 | | 1:37.605 | | 1:38.351 |
| | 123 | Ric WOOD | | 95 |
| | | | | Paul WOOLFIT |
| ROW 5 | | 1:35.973 | | 1:36.933 |
| | 96 | Chris ALLANSON | | 58 |
| | | | | Darren SMITH |
| ROW 4 | | 1:34.958 | | 1:35.521 |
| | 93 | Robert SPENCER | | 2 |
| | | | | Dannis COMPTON |
| ROW 3 | | 1:34.331 | | 1:34.793 |
| | 21 | Mark CAMPBELL | | 30 |
| | | | | Robert CHALMERS |
| ROW 2 | | 1:33.676 | | 1:34.305 |
| | 36 | Michael BLOMFIELD | | 3 |
| | | | | Chris MARIES |
| ROW 1 | | 1:31.207 | | 1:32.946 |
| | 10 | Alaistar CHALMERS | | 1 |
| | | | | Paul DOBSON |
| Pole | | | | |

Oulton Park Island
Circuit Length = 2.2260 miles

These results are provisional until the conclusion of any judicial and technical matters.

| | | |
|-------------------|--|--------------|
| Clerk of Course : | | Timekeeper : |
| | | |

Autoglym Post Historic Touring Car Championship

QUALIFYING - RACE 3 - CLASSIFICATION

| POS | NO | CL | NAME | ENTRY | TIME | ON | LAPS | GAP | DIFF | MPH |
|-----|----|----|------------------------|------------------------------|-----------------|----|------|---------------|-------|-------|
| 1 | 1 | C | Stephen PRIMETT | Ford Escort/2000 | 1:43.337 | 6 | 7 | | | 77.54 |
| 2 | 55 | A | David HOWARD | Jaguar XJ12/5343 | 1:43.579 | 6 | 6 | 0.242 | 0.242 | 77.36 |
| 3 | 49 | C | Mark OSBOURN | Triumph Dolomite Sprint/1998 | 1:44.630 | 7 | 7 | 1.293 | 1.051 | 76.58 |
| 4 | 2 | C | Jason CHRISTIE | Ford Escort RS2000/2000 | 1:44.933 | 7 | 7 | 1.596 | 0.303 | 76.36 |
| 5 | 30 | C | Dave NIXON | Mazda RX3 Coupe/2000 | 1:45.554 | 5 | 7 | 2.217 | 0.621 | 75.91 |
| 6 | 25 | A | Brian STEVENS | Jaguar XJ12/5343 | 1:47.476 | 4 | 5 | 4.139 | 1.922 | 74.56 |
| 7 | 76 | B | Neil BRAY | Ford Capri/3000 | 1:48.078 | 4 | 7 | 4.741 | 0.602 | 74.14 |
| 8 | 90 | C | Paul CONBOY | Vauxhall Firenza HPF/2300 | 1:48.603 | 7 | 7 | 5.266 | 0.525 | 73.78 |
| 9 | 95 | C | Lee ALLGOOD | Ford Escort Mk1/2000 | 1:48.851 | 5 | 7 | 5.514 | 0.248 | 73.61 |
| 10 | 21 | C | John WRIGHT | Ford Escort/2000 | 1:48.976 | 7 | 7 | 5.639 | 0.125 | 73.53 |
| 11 | 22 | B | William JENKINS | BMW 3.0CSL/3153 | 1:50.488 | 7 | 7 | 7.151 | 1.512 | 72.52 |
| 12 | 50 | E | Steven YOUNG | Mini Clubman 1275GT/1300 | 1:51.714 | 2 | 2 | 8.377 | 1.226 | 71.73 |
| 13 | 39 | D | Phil WALLER | Hillman Avenger GT/1600 | 1:52.308 | 6 | 7 | 8.971 | 0.594 | 71.35 |
| 14 | 84 | C | Chris NIXON | Ford Escort RS2000/2000 | 1:53.074 | 2 | 3 | 9.737 | 0.766 | 70.87 |
| 15 | 12 | D | Tony CRATES | Ford Lotus Cortina Mk1/1598 | 1:55.027 | 7 | 7 | 11.690 | 1.953 | 69.66 |
| 16 | 3 | D | James CHRISTIE | Hillman Avenger/1600 | 1:55.159 | 5 | 6 | 11.822 | 0.132 | 69.58 |

CAR 90 NO WORKING TRANSPONDER YOU MUST FIT FOR RACE

Weather / Track : Cloudy / Dry

These results are provisional until the conclusion of any judicial and technical matters.

Oulton Park Island
Circuit Length = 2.2260 miles
Start: 09:50 End: 10:07

| | | |
|-------------------|--|--------------|
| Clerk of Course : | | Timekeeper : |
|-------------------|--|--------------|

Autoglym Post Historic Touring Car Championship

QUALIFYING - RACE 3 - LAP ANALYSIS

| | | | | | | | |
|-----------|------------------------|----------|---------------------------------------|-----|-----------------|----------|---------------------|
| 1 | Stephen PRIMETT | | C Ford Escort/2000 | | | | |
| 1 - | 1:47.599 | + 4.262 | 9:54:37.123 | 5 - | 1:44.284 | + 0.947 | 10:01:37.891 |
| 2 - | 1:45.545 | + 2.208 | 9:56:22.668 | 6 - | 1:43.337 | | 10:03:21.228 |
| 3 - | 1:46.917 | + 3.580 | 9:58:09.585 | 7 - | 1:43.383 | + 0.046 | 10:05:04.611 |
| 4 - | 1:44.022 | + 0.685 | 9:59:53.607 | | | | |
| 2 | Jason CHRISTIE | | C Ford Escort RS2000/2000 | | | | |
| 1 - | 1:52.462 | + 7.529 | 9:54:33.296 | 5 - | 1:46.861 | + 1.928 | 10:01:45.122 |
| 2 - | 1:48.098 | + 3.165 | 9:56:21.394 | 6 - | 1:45.685 | + 0.752 | 10:03:30.807 |
| 3 - | 1:49.099 | + 4.166 | 9:58:10.493 | 7 - | 1:44.933 | | 10:05:15.740 |
| 4 - | 1:47.768 | + 2.835 | 9:59:58.261 | | | | |
| 3 | James CHRISTIE | | D Hillman Avenger/1600 | | | | |
| 1 - | 2:03.427 | + 8.268 | 9:54:39.508 | 4 - | 1:57.996 | + 2.837 | 10:00:37.375 |
| 2 - | 2:00.693 | + 5.534 | 9:56:40.201 | 5 - | 1:55.159 | | 10:02:32.534 |
| 3 - | 1:59.178 | + 4.019 | 9:58:39.379 | 6 - | 1:55.949 | + 0.790 | 10:04:28.483 |
| 12 | Tony CRATES | | D Ford Lotus Cortina Mk1/1598 | | | | |
| 1 - | 1:56.713 | + 1.686 | 9:54:31.527 | 5 - | 1:56.965 | + 1.938 | 10:02:17.904 |
| 2 - | 1:56.997 | + 1.970 | 9:56:28.524 | 6 - | 1:57.273 | + 2.246 | 10:04:15.177 |
| 3 - | 1:56.676 | + 1.649 | 9:58:25.200 | 7 - | 1:55.027 | | 10:06:10.204 |
| 4 - | 1:55.739 | + 0.712 | 10:00:20.939 | | | | |
| 21 | John WRIGHT | | C Ford Escort/2000 | | | | |
| 1 - | 1:53.062 | + 4.086 | 9:54:43.079 | 5 - | 1:49.358 | + 0.382 | 10:02:03.848 |
| 2 - | 1:51.667 | + 2.691 | 9:56:34.746 | 6 - | 1:49.269 | + 0.293 | 10:03:53.117 |
| 3 - | 1:50.506 | + 1.530 | 9:58:25.252 | 7 - | 1:48.976 | | 10:05:42.093 |
| 4 - | 1:49.238 | + 0.262 | 10:00:14.490 | | | | |
| 22 | William JENKINS | | B BMW 3.0CSL/3153 | | | | |
| 1 - | 1:55.278 | + 4.790 | 9:54:18.650 | 5 - | 1:50.698 | + 0.210 | 10:01:49.448 |
| 2 - | 1:53.135 | + 2.647 | 9:56:11.785 | 6 - | 1:51.175 | + 0.687 | 10:03:40.623 |
| 3 - | 1:51.627 | + 1.139 | 9:58:03.412 | 7 - | 1:50.488 | | 10:05:31.111 |
| 4 - | 1:55.338 | + 4.850 | 9:59:58.750 | | | | |
| 25 | Brian STEVENS | | A Jaguar XJ12/5343 | | | | |
| 1 - | 1:48.875 | + 1.399 | 9:54:03.856 | 4 - | 1:47.476 | | 10:00:24.652 |
| 2 - | 2:45.049 | + 57.573 | 9:56:48.905 | 5 - | 2:08.870 p | + 21.394 | 10:02:33.522 |
| 3 - | 1:48.271 | + 0.795 | 9:58:37.176 | | | | |
| 30 | Dave NIXON | | C Mazda RX3 Coupe/2000 | | | | |
| 1 - | 1:48.234 | + 2.680 | 9:54:05.496 | 5 - | 1:45.554 | | 10:01:08.957 |
| 2 - | 1:46.082 | + 0.528 | 9:55:51.578 | 6 - | 1:46.918 | + 1.364 | 10:02:55.875 |
| 3 - | 1:45.879 | + 0.325 | 9:57:37.457 | 7 - | 2:12.339 p | + 26.785 | 10:05:08.214 |
| 4 - | 1:45.946 | + 0.392 | 9:59:23.403 | | | | |
| 39 | Phil WALLER | | D Hillman Avenger GT/1600 | | | | |
| 1 - | 1:55.534 | + 3.226 | 9:54:15.044 | 5 - | 1:53.774 | + 1.466 | 10:01:50.751 |
| 2 - | 1:55.211 | + 2.903 | 9:56:10.255 | 6 - | 1:52.308 | | 10:03:43.059 |
| 3 - | 1:52.746 | + 0.438 | 9:58:03.001 | 7 - | 1:53.106 | + 0.798 | 10:05:36.165 |
| 4 - | 1:53.976 | + 1.668 | 9:59:56.977 | | | | |
| 49 | Mark OSBOURN | | C Triumph Dolomite Sprint/1998 | | | | |
| 1 - | 1:51.996 | + 7.366 | 9:54:43.443 | 5 - | 1:45.771 | + 1.141 | 10:01:51.057 |
| 2 - | 1:47.211 | + 2.581 | 9:56:30.654 | 6 - | 1:45.664 | + 1.034 | 10:03:36.721 |
| 3 - | 1:48.627 | + 3.997 | 9:58:19.281 | 7 - | 1:44.630 | | 10:05:21.351 |
| 4 - | 1:46.005 | + 1.375 | 10:00:05.286 | | | | |
| 50 | Steven YOUNG | | E Mini Clubman 1275GT/1300 | | | | |
| 1 - | 1:54.696 | + 2.982 | 9:54:48.677 | 2 - | 1:51.714 | | 9:56:40.391 |

CAR 90 NO WORKING TRANSPONDER YOU MUST FIT FOR RACE

Weather / Track : Cloudy / Dry

www.tsl-timing.com

Page 1 of 2

Oulton Park Island
Circuit Length = 2.2260 miles
Start: 09:50 End: 10:07

Printed - 10.09 Saturday, 28 March 2009

Autoglym Post Historic Touring Car Championship

QUALIFYING - RACE 3 - LAP ANALYSIS


| | | | | | | | |
|-----------|---------------------|----------|-----------------------------|-----|-----------------|----------|---------------------|
| 55 | David HOWARD | | A Jaguar XJ12/5343 | | | | |
| 1 - | 1:58.556 | + 14.977 | 9:54:46.759 | 4 - | 1:44.027 | + 0.448 | 10:00:19.250 |
| 2 - | 1:48.569 | + 4.990 | 9:56:35.328 | 5 - | 1:44.814 | + 1.235 | 10:02:04.064 |
| 3 - | 1:59.895 | + 16.316 | 9:58:35.223 | 6 - | 1:43.579 | | 10:03:47.643 |
| 76 | Neil BRAY | | B Ford Capri/3000 | | | | |
| 1 - | 1:53.411 | + 5.333 | 9:54:39.674 | 5 - | 1:48.117 | + 0.039 | 10:01:56.821 |
| 2 - | 1:49.584 | + 1.506 | 9:56:29.258 | 6 - | 1:48.991 | + 0.913 | 10:03:45.812 |
| 3 - | 1:51.368 | + 3.290 | 9:58:20.626 | 7 - | 1:50.465 | + 2.387 | 10:05:36.277 |
| 4 - | 1:48.078 | | 10:00:08.704 | | | | |
| 84 | Chris NIXON | | C Ford Escort RS2000/2000 | | | | |
| 1 - | 1:54.719 | + 1.645 | 9:54:26.460 | 3 - | 2:22.946 P | + 29.872 | 9:58:42.480 |
| 2 - | 1:53.074 | | 9:56:19.534 | | | | |
| 90 | Paul CONBOY | | C Vauxhall Firenza HPF/2300 | | | | |
| 1 - | 1:55.530 | + 6.927 | 9:54:50.578 | 5 - | 1:50.688 | + 2.085 | 10:02:25.874 |
| 2 - | 1:55.625 | + 7.022 | 9:56:46.203 | 6 - | 1:51.487 | + 2.884 | 10:04:17.361 |
| 3 - | 1:53.177 | + 4.574 | 9:58:39.380 | 7 - | 1:48.603 | | 10:06:05.964 |
| 4 - | 1:55.806 | + 7.203 | 10:00:35.186 | | | | |
| 95 | Lee ALLGOOD | | C Ford Escort Mk1/2000 | | | | |
| 1 - | 1:55.320 | + 6.469 | 9:54:27.527 | 5 - | 1:48.851 | | 10:01:55.338 |
| 2 - | 1:52.399 | + 3.548 | 9:56:19.926 | 6 - | 1:49.650 | + 0.799 | 10:03:44.988 |
| 3 - | 1:54.646 | + 5.795 | 9:58:14.572 | 7 - | 1:49.310 | + 0.459 | 10:05:34.298 |
| 4 - | 1:51.915 | + 3.064 | 10:00:06.487 | | | | |

CAR 90 NO WORKING TRANSPONDER YOU MUST FIT FOR RACE

Weather / Track : Cloudy / Dry

Autoglym Post Historic Touring Car Championship

RACE 3 - GRID

| | | |
|--|--------------------------------|------------------------------|
| ROW 8 | 1:55.027 12 Tony CRATES | 1:55.159 3 James CHRISTIE |
| ROW 7 | 1:52.308 39 Phil WALLER | 1:53.074 84 Chris NIXON |
| ROW 6 | 1:50.488 22 William JENKINS | 1:51.714 50 Steven YOUNG |
| ROW 5 | 1:48.851 95 Lee ALLGOOD | 1:48.976 21 John WRIGHT |
| ROW 4 | 1:48.078 76 Neil BRAY | 1:48.603 90 Paul CONBOY |
| ROW 3 | 1:45.554 30 Dave NIXON | 1:47.476 25 Brian STEVENS |
| ROW 2 | 1:44.630 49 Mark OSBOURN | 1:44.933 2 Jason CHRISTIE |
| ROW 1 | 1:43.337 1 Stephen PRIMETT | 1:43.579 55 David HOWARD |
| Pole | | |
|  | | |

Oulton Park Island
Circuit Length = 2.2260 miles

These results are provisional until the conclusion of any judicial and technical matters.

| | | |
|-------------------|--|--------------|
| Clerk of Course : | | Timekeeper : |
| | | |

Hammerite Classic Group 1 Touring Car Championship

QUALIFYING - RACE 4 - CLASSIFICATION

| POS | NO | CL | NAME | ENTRY | TIME | ON | LAPS | GAP | DIFF | MPH |
|-----|----|----|-------------------|---------------------------|----------|----|------|--------|-------|-------|
| 1 | 55 | A | David HOWARD | Jaguar XJ12/5343 | 1:42.847 | 6 | 8 | | | 77.91 |
| 2 | 1 | B | Jim McLOUGHLIN | Ford Capri/3000 | 1:42.953 | 3 | 5 | 0.106 | 0.106 | 77.83 |
| 3 | 11 | C | Roger STANFORD | BMW 2002/2000 | 1:43.837 | 7 | 8 | 0.990 | 0.884 | 77.17 |
| 4 | 30 | C | Dave NIXON | Mazda RX3 Coupe/2000 | 1:44.034 | 7 | 7 | 1.187 | 0.197 | 77.02 |
| 5 | 5 | B | Mark FOWLER | Ford Capri/3000 | 1:45.215 | 2 | 3 | 2.368 | 1.181 | 76.16 |
| 6 | 4 | B | Tim SCOTT ANDREWS | Rove Vitesse/3528 | 1:46.151 | 7 | 8 | 3.304 | 0.936 | 75.49 |
| 7 | 22 | B | William JENKINS | BMW 3.0CSL/3153 | 1:49.222 | 2 | 4 | 6.375 | 3.071 | 73.36 |
| 8 | 25 | A | Brian STEVENS | Jaguar XJ12/5343 | 1:49.316 | 1 | 1 | 6.469 | 0.094 | 73.30 |
| 9 | 90 | C | Paul CONBOY | Vauxhall Firenza HPF/2300 | 1:49.811 | 4 | 5 | 6.964 | 0.495 | 72.97 |
| 10 | 37 | C | Matthew IRONS | BMW 323/2300 | 1:50.310 | 4 | 7 | 7.463 | 0.499 | 72.64 |
| 11 | 39 | D | Phil WALLER | Hillman Avenger GT/1600 | 1:53.012 | 1 | 3 | 10.165 | 2.702 | 70.90 |
| 12 | 92 | F | Daniel SMOUGHTON | BMW 320/1998 | 1:56.107 | 7 | 7 | 13.260 | 3.095 | 69.01 |
| 13 | 76 | E | Neil BRAY | Ford Fiesta/1300 | 2:00.974 | 7 | 7 | 18.127 | 4.867 | 66.24 |
| 14 | 85 | F | John SPOONER | BMW 320/1997 | 2:02.303 | 3 | 5 | 19.456 | 1.329 | 65.52 |

CAR 90 NO WORKING TRANSPONDER YOU MUST FIT ONE FOR RACE

Weather / Track : Cloudy / Dry

These results are provisional until the conclusion of any judicial and technical matters.

Oulton Park Island
 Circuit Length = 2.2260 miles
 Start: 10:17 End: 10:34

| | | |
|-------------------|--|--------------|
| Clerk of Course : | | Timekeeper : |
|-------------------|--|--------------|

Hammerite Classic Group 1 Touring Car Championship

QUALIFYING - RACE 4 - LAP ANALYSIS

| | | | | | | | |
|-----------|--------------------------|---------|----------------------------------|-----|-----------------|----------|---------------------|
| 1 | Jim McLOUGHLIN | | B Ford Capri/3000 | | | | |
| 1 - | 1:43.884 | + 0.931 | 10:20:48.549 | 4 - | 1:43.568 | + 0.615 | 10:25:58.680 |
| 2 - | 1:43.610 | + 0.657 | 10:22:32.159 | 5 - | 1:53.361 P | + 10.408 | 10:27:52.041 |
| 3 - | 1:42.953 | | 10:24:15.112 | | | | |
| 4 | Tim SCOTT ANDREWS | | B Rove Vitesse/3528 | | | | |
| 1 - | 1:51.032 | + 4.881 | 10:21:07.783 | 5 - | 1:46.366 | + 0.215 | 10:28:17.460 |
| 2 - | 1:48.518 | + 2.367 | 10:22:56.301 | 6 - | 1:46.868 | + 0.717 | 10:30:04.328 |
| 3 - | 1:47.991 | + 1.840 | 10:24:44.292 | 7 - | 1:46.151 | | 10:31:50.479 |
| 4 - | 1:46.802 | + 0.651 | 10:26:31.094 | 8 - | 1:46.176 | + 0.025 | 10:33:36.655 |
| 5 | Mark FOWLER | | B Ford Capri/3000 | | | | |
| 1 - | 1:47.496 | + 2.281 | 10:21:52.235 | 3 - | 1:51.436 P | + 6.221 | 10:25:28.886 |
| 2 - | 1:45.215 | | 10:23:37.450 | | | | |
| 11 | Roger STANFORD | | C BMW 2002/2000 | | | | |
| 1 - | 1:46.849 | + 3.012 | 10:20:53.122 | 5 - | 1:44.037 | + 0.200 | 10:27:53.429 |
| 2 - | 1:47.932 | + 4.095 | 10:22:41.054 | 6 - | 1:44.934 | + 1.097 | 10:29:38.363 |
| 3 - | 1:44.363 | + 0.526 | 10:24:25.417 | 7 - | 1:43.837 | | 10:31:22.200 |
| 4 - | 1:43.975 | + 0.138 | 10:26:09.392 | 8 - | 1:43.946 | + 0.109 | 10:33:06.146 |
| 22 | William JENKINS | | B BMW 3.0CSL/3153 | | | | |
| 1 - | 1:50.691 | + 1.469 | 10:21:15.240 | 3 - | 1:50.625 | + 1.403 | 10:24:55.087 |
| 2 - | 1:49.222 | | 10:23:04.462 | 4 - | 2:00.724 P | + 11.502 | 10:26:55.811 |
| 25 | Brian STEVENS | | A Jaguar XJ12/5343 | | | | |
| 1 - | 1:49.316 | | 10:22:32.866 | | | | |
| 30 | Dave NIXON | | C Mazda RX3 Coupe/2000 | | | | |
| 1 - | 1:45.921 | + 1.887 | 10:21:23.989 | 5 - | 1:45.615 | + 1.581 | 10:28:28.503 |
| 2 - | 1:44.851 | + 0.817 | 10:23:08.840 | 6 - | 1:44.231 | + 0.197 | 10:30:12.734 |
| 3 - | 1:48.249 | + 4.215 | 10:24:57.089 | 7 - | 1:44.034 | | 10:31:56.768 |
| 4 - | 1:45.799 | + 1.765 | 10:26:42.888 | | | | |
| 37 | Matthew IRONS | | C BMW 323/2300 | | | | |
| 1 - | 1:53.543 | + 3.233 | 10:21:08.635 | 5 - | 1:51.605 | + 1.295 | 10:28:33.871 |
| 2 - | 1:51.270 | + 0.960 | 10:22:59.905 | 6 - | 1:51.664 | + 1.354 | 10:30:25.535 |
| 3 - | 1:52.051 | + 1.741 | 10:24:51.956 | 7 - | 1:51.510 | + 1.200 | 10:32:17.045 |
| 4 - | 1:50.310 | | 10:26:42.266 | | | | |
| 39 | Phil WALLER | | D Hillman Avenger GT/1600 | | | | |
| 1 - | 1:53.012 | | 10:21:34.454 | 3 - | 1:54.122 | + 1.110 | 10:25:21.839 |
| 2 - | 1:53.263 | + 0.251 | 10:23:27.717 | | | | |
| 55 | David HOWARD | | A Jaguar XJ12/5343 | | | | |
| 1 - | 1:44.611 | + 1.764 | 10:21:41.758 | 5 - | 1:43.360 | + 0.513 | 10:28:36.686 |
| 2 - | 1:44.685 | + 1.838 | 10:23:26.443 | 6 - | 1:42.847 | | 10:30:19.533 |
| 3 - | 1:43.740 | + 0.893 | 10:25:10.183 | 7 - | 1:43.044 | + 0.197 | 10:32:02.577 |
| 4 - | 1:43.143 | + 0.296 | 10:26:53.326 | 8 - | 1:43.047 | + 0.200 | 10:33:45.624 |
| 76 | Neil BRAY | | E Ford Fiesta/1300 | | | | |
| 1 - | 2:03.692 | + 2.718 | 10:21:54.618 | 5 - | 2:01.598 | + 0.624 | 10:30:05.424 |
| 2 - | 2:04.765 | + 3.791 | 10:23:59.383 | 6 - | 2:02.299 | + 1.325 | 10:32:07.723 |
| 3 - | 2:02.853 | + 1.879 | 10:26:02.236 | 7 - | 2:00.974 | | 10:34:08.697 |
| 4 - | 2:01.590 | + 0.616 | 10:28:03.826 | | | | |
| 85 | John SPOONER | | F BMW 320/1997 | | | | |
| 1 - | 2:07.389 | + 5.086 | 10:21:38.978 | 4 - | 2:05.418 | + 3.115 | 10:27:50.616 |
| 2 - | 2:03.917 | + 1.614 | 10:23:42.895 | 5 - | 2:16.148 P | + 13.845 | 10:30:06.764 |
| 3 - | 2:02.303 | | 10:25:45.198 | | | | |

CAR 90 NO WORKING TRANSPONDER YOU MUST FIT ONE FOR RACE

Weather / Track : Cloudy / Dry

Hammerite Classic Group 1 Touring Car Championship

QUALIFYING - RACE 4 - LAP ANALYSIS


| | | | | | | |
|-----------|-------------------------|---------|-----------------------------|-----|-----------------|---|
| 90 | Paul CONBOY | | C Vauxhall Firenza HPF/2300 | | | |
| 1 - | 1:50.639 | + 0.828 | 10:24:06.207 | 4 - | 1:49.811 | + 43.867 10:29:40.428 10:32:14.106 |
| 2 - | 1:51.567 | + 1.756 | 10:25:57.774 | 5 - | 2:33.678 | |
| 3 - | 1:52.843 | + 3.032 | 10:27:50.617 | | | |
| 92 | Daniel SMOUGHTON | | F BMW 320/1998 | | | |
| 1 - | 2:02.368 | + 6.261 | 10:21:26.079 | 5 - | 1:58.708 | + 2.601 10:29:26.265 |
| 2 - | 2:01.503 | + 5.396 | 10:23:27.582 | 6 - | 1:57.651 | + 1.544 10:31:23.916 |
| 3 - | 1:59.407 | + 3.300 | 10:25:26.989 | 7 - | 1:56.107 | 10:33:20.023 |
| 4 - | 2:00.568 | + 4.461 | 10:27:27.557 | | | |

CAR 90 NO WORKING TRANSPONDER YOU MUST FIT ONE FOR RACE

Weather / Track : Cloudy / Dry

Hammerite Classic Group 1 Touring Car Championship

RACE 4 - GRID

| | | |
|--|--------------------------------|---------------------------------|
| ROW 7 | 2:00.974 76 Neil BRAY | 2:02.303 85 John SPOONER |
| ROW 6 | 1:53.012 39 Phil WALLER | 1:56.107 92 Daniel SMOUGHTON |
| ROW 5 | 1:49.811 90 Paul CONBOY | 1:50.310 37 Matthew IRONS |
| ROW 4 | 1:49.222 22 William JENKINS | 1:49.316 25 Brian STEVENS |
| ROW 3 | 1:45.215 5 Mark FOWLER | 1:46.151 4 Tim SCOTT ANDREWS |
| ROW 2 | 1:43.837 11 Roger STANFORD | 1:44.034 30 Dave NIXON |
| ROW 1 | 1:42.847 55 David HOWARD | 1:42.953 1 Jim McLOUGHLIN |
| Pole | | |
|  | | |

Oulton Park Island
Circuit Length = 2.2260 miles

These results are provisional until the conclusion of any judicial and technical matters.

Clerk of Course :

Timekeeper :

Thermex Classic Saloon/Historic Touring Car Series
QUALIFYING - RACE 5 - CLASSIFICATION

| POS | NO | CL | NAME | ENTRY | TIME | ON | LAPS | GAP | DIFF | MPH |
|-----|----|----|-------------------------------|-------------------------|-----------------|----|------|---------------|-------|-------|
| 1 | 11 | F | Roger STANFORD | Lotus Cortina Mk1/1600 | 1:47.318 | 5 | 5 | | | 74.67 |
| 2 | 46 | F | Peter WOODHEAD | Ford Lotus Cortina/1558 | 1:48.623 | 5 | 6 | 1.305 | 1.305 | 73.77 |
| 3 | 8 | C | Nick JONES | Ford Anglia 105E/1500 | 1:53.124 | 2 | 3 | 5.806 | 4.501 | 70.83 |
| 4 | 77 | C | Richard SPRIGG | Ford Anglia/1558 | 1:53.549 | 2 | 5 | 6.231 | 0.425 | 70.57 |
| 5 | 4 | F | Thomas LAILEY de VILLE | Lotus Cortina/1598 | 1:54.947 | 2 | 3 | 7.629 | 1.398 | 69.71 |
| 6 | 31 | B | Grant CLEARWATER | Ford Zephyr MKII/2558 | 1:58.244 | 5 | 7 | 10.926 | 3.297 | 67.77 |
| 7 | 1 | E | Andy MESSHAM | Austin Mini/850 | 1:58.283 | 5 | 7 | 10.965 | 0.039 | 67.74 |
| 8 | 83 | F | Tim DODWELL | Austin Cooper 'S'/1275 | 2:00.642 | 2 | 3 | 13.324 | 2.359 | 66.42 |
| 9 | 76 | F | Stephen SPRIGG | Ford Lotus Cortina/1598 | 2:06.084 | 2 | 2 | 18.766 | 5.442 | 63.55 |
| 10 | 89 | F | Ken SELFE | Marcos GT/1300 | 2:06.562 | 1 | 1 | 19.244 | 0.478 | 63.31 |
| 11 | 61 | C | Michael PEET | Sunbeam Rapiet/1600 | 2:08.215 | 2 | 5 | 20.897 | 1.653 | 62.50 |
| 12 | 19 | D | Alan BOYCE | Morris Minor/1275 | 2:12.333 | 3 | 6 | 25.015 | 4.118 | 60.55 |
| 13 | 79 | E | Paul YOUNG | Austin A40/948 | 2:13.466 | 6 | 6 | 26.148 | 1.133 | 60.04 |
| 14 | 68 | E | Keith WRIGHT | Morris Minor/948 | 2:15.241 | 6 | 6 | 27.923 | 1.775 | 59.25 |
| 15 | 70 | E | James MEEKS | Austin Mini Cooper/850 | 2:15.582 | 6 | 6 | 28.264 | 0.341 | 59.10 |

Weather / Track : Cloudy / Dry

These results are provisional until the conclusion of any judicial and technical matters.

Oulton Park Island
 Circuit Length = 2.2260 miles
 Start: 10:42 End: 10:58

| | | |
|-------------------|--|--------------|
| Clerk of Course : | | Timekeeper : |
|-------------------|--|--------------|

Thermex Classic Saloon/Historic Touring Car Series

QUALIFYING - RACE 5 - LAP ANALYSIS

| | | | | | | |
|-----------|-------------------------------|----------|----------------------------------|-----|-----------------|--------------------------|
| 1 | Andy MESSHAM | | E Austin Mini/850 | | | |
| 1 - | 2:02.541 | + 4.258 | 10:44:58.879 | 5 - | 1:58.283 | 10:52:57.780 |
| 2 - | 2:02.640 | + 4.357 | 10:47:01.519 | 6 - | 1:59.744 | + 1.461 10:54:57.524 |
| 3 - | 1:58.406 | + 0.123 | 10:48:59.925 | 7 - | 2:00.520 | + 2.237 10:56:58.044 |
| 4 - | 1:59.572 | + 1.289 | 10:50:59.497 | | | |
| 4 | Thomas LAILEY de VILLE | | F Lotus Cortina/1598 | | | |
| 1 - | 1:58.354 | + 3.407 | 10:44:59.726 | 3 - | 2:07.031 P | + 12.084 10:49:01.704 |
| 2 - | 1:54.947 | | 10:46:54.673 | | | |
| 8 | Nick JONES | | C Ford Anglia 105E/1500 | | | |
| 1 - | 1:55.893 | + 2.769 | 10:44:29.463 | 3 - | 2:30.244 P | + 37.120 10:48:52.831 |
| 2 - | 1:53.124 | | 10:46:22.587 | | | |
| 11 | Roger STANFORD | | F Lotus Cortina Mk1/1600 | | | |
| 1 - | 1:48.892 | + 1.574 | 10:46:24.367 | 4 - | 1:48.020 | + 0.702 10:51:47.250 |
| 2 - | 1:47.338 | + 0.020 | 10:48:11.705 | 5 - | 1:47.318 | 10:53:34.568 |
| 3 - | 1:47.525 | + 0.207 | 10:49:59.230 | | | |
| 19 | Alan BOYCE | | D Morris Minor/1275 | | | |
| 1 - | 2:15.583 | + 3.250 | 10:45:20.313 | 4 - | 2:13.596 | + 1.263 10:52:00.366 |
| 2 - | 2:14.124 | + 1.791 | 10:47:34.437 | 5 - | 2:12.756 | + 0.423 10:54:13.122 |
| 3 - | 2:12.333 | | 10:49:46.770 | 6 - | 2:15.764 | + 3.431 10:56:28.886 |
| 31 | Grant CLEARWATER | | B Ford Zephyr MKII/2558 | | | |
| 1 - | 2:13.960 | + 15.716 | 10:45:18.109 | 5 - | 1:58.244 | 10:53:14.917 |
| 2 - | 2:00.136 | + 1.892 | 10:47:18.245 | 6 - | 2:11.723 | + 13.479 10:55:26.640 |
| 3 - | 1:59.316 | + 1.072 | 10:49:17.561 | 7 - | 2:24.887 | + 26.643 10:57:51.527 |
| 4 - | 1:59.112 | + 0.868 | 10:51:16.673 | | | |
| 46 | Peter WOODHEAD | | F Ford Lotus Cortina/1558 | | | |
| 1 - | 1:55.182 | + 6.559 | 10:44:26.774 | 4 - | 1:50.290 | + 1.667 10:49:56.047 |
| 2 - | 1:50.259 | + 1.636 | 10:46:17.033 | 5 - | 1:48.623 | 10:51:44.670 |
| 3 - | 1:48.724 | + 0.101 | 10:48:05.757 | 6 - | 1:52.543 | + 3.920 10:53:37.213 |
| 61 | Michael PEET | | C Sunbeam Rapier/1600 | | | |
| 1 - | 2:10.380 | + 2.165 | 10:45:15.472 | 4 - | 2:10.976 | + 2.761 10:51:43.266 |
| 2 - | 2:08.215 | | 10:47:23.687 | 5 - | 2:10.708 | + 2.493 10:53:53.974 |
| 3 - | 2:08.603 | + 0.388 | 10:49:32.290 | | | |
| 68 | Keith WRIGHT | | E Morris Minor/948 | | | |
| 1 - | 2:23.316 | + 8.075 | 10:45:19.056 | 4 - | 2:17.014 | + 1.773 10:52:11.204 |
| 2 - | 2:17.887 | + 2.646 | 10:47:36.943 | 5 - | 2:17.310 | + 2.069 10:54:28.514 |
| 3 - | 2:17.247 | + 2.006 | 10:49:54.190 | 6 - | 2:15.241 | 10:56:43.755 |
| 70 | James MEEKS | | E Austin Mini Cooper/850 | | | |
| 1 - | 2:20.094 | + 4.512 | 10:45:23.842 | 4 - | 2:19.265 | + 3.683 10:52:38.485 |
| 2 - | 2:37.263 | + 21.681 | 10:48:01.105 | 5 - | 2:17.641 | + 2.059 10:54:56.126 |
| 3 - | 2:18.115 | + 2.533 | 10:50:19.220 | 6 - | 2:15.582 | 10:57:11.708 |
| 76 | Stephen SPRIGG | | F Ford Lotus Cortina/1598 | | | |
| 1 - | 2:09.934 | + 3.850 | 10:45:10.994 | 2 - | 2:06.084 | 10:47:17.078 |
| 77 | Richard SPRIGG | | C Ford Anglia/1558 | | | |
| 1 - | 1:56.169 | + 2.620 | 10:45:01.830 | 4 - | 1:54.685 | + 1.136 10:50:46.931 |
| 2 - | 1:53.549 | | 10:46:55.379 | 5 - | 1:55.463 | + 1.914 10:52:42.394 |
| 3 - | 1:56.867 | + 3.318 | 10:48:52.246 | | | |
| 79 | Paul YOUNG | | E Austin A40/948 | | | |
| 1 - | 2:18.358 | + 4.892 | 10:45:26.243 | 4 - | 2:15.414 | + 1.948 10:52:17.169 |
| 2 - | 2:16.812 | + 3.346 | 10:47:43.055 | 5 - | 2:13.557 | + 0.091 10:54:30.726 |
| 3 - | 2:18.700 | + 5.234 | 10:50:01.755 | 6 - | 2:13.466 | 10:56:44.192 |


Oulton Park Island
Circuit Length = 2.2260 miles
Start: 10:42 End: 10:58

Weather / Track : Cloudy / Dry

Thermex Classic Saloon/Historic Touring Car Series
QUALIFYING - RACE 5 - LAP ANALYSIS

| | | | | | | | |
|-----------|--------------------|---------|--------------------------|-----|------------|----------|--------------|
| 83 | Tim DODWELL | | F Austin Cooper 'S'/1275 | | | | |
| 1 - | 2:02.313 | + 1.671 | 10:44:51.356 | 3 - | 2:36.354 P | + 35.712 | 10:49:28.352 |
| 2 - | 2:00.642 | | 10:46:51.998 | | | | |
| 89 | Ken SELFE | | F Marcos GT/1300 | | | | |
| 1 - | 2:06.562 | | 10:45:01.592 | | | | |

Thermex Classic Saloon/Historic Touring Car Series
RACE 5 - GRID

| | | |
|--|--------------------------------------|---------------------------------|
| ROW 8 | 2:15.582 70 James MEEKS | |
| ROW 7 | 2:13.466 79 Paul YOUNG | 2:15.241 68 Keith WRIGHT |
| ROW 6 | 2:08.215 61 Michael PEET | 2:12.333 19 Alan BOYCE |
| ROW 5 | 2:06.084 76 Stephen SPRIGG | 2:06.562 89 Ken SELFE |
| ROW 4 | 1:58.283 1 Andy MESSHAM | 2:00.642 83 Tim DODWELL |
| ROW 3 | 1:54.947 4 Thomas LAILEY de VILLE | 1:58.244 31 Grant CLEARWATER |
| ROW 2 | 1:53.124 8 Nick JONES | 1:53.549 77 Richard SPRIGG |
| ROW 1 | 1:47.318 11 Roger STANFORD | 1:48.623 46 Peter WOODHEAD |
| Pole | | |
|  | | |

Oulton Park Island
 Circuit Length = 2.2260 miles

These results are provisional until the conclusion of any judicial and technical matters.

| | | |
|-------------------|--|--------------|
| Clerk of Course : | | Timekeeper : |
|-------------------|--|--------------|

Imoressions Classic Thunder Championship & Blue Oval Series
QUALIFYING - RACE 6 - CLASSIFICATION

| POS | NO | CL | NAME | ENTRY | TIME | ON | LAPS | GAP | DIFF | MPH |
|-----|----|----|------------------|-----------------------------|----------|----|------|--------|--------|-------|
| 1 | 74 | B | Neil PHILPOTTS | Mitsubishi Starion Evo/2000 | 1:36.146 | 6 | 7 | | | 83.34 |
| 2 | 47 | A | Piers GRANGE | Ford Sierra XR8/5500 | 1:39.509 | 6 | 7 | 3.363 | 3.363 | 80.53 |
| 3 | 28 | B | Allan DAVIES | BMW M3/2500 | 1:40.173 | 6 | 7 | 4.027 | 0.664 | 79.99 |
| 4 | 19 | 2 | Graham WAIT | Ford Escort/2000 | 1:40.817 | 6 | 7 | 4.671 | 0.644 | 79.48 |
| 5 | 75 | 1 | Paul EVANS | Ford Escort/2400 | 1:42.562 | 6 | 7 | 6.416 | 1.745 | 78.13 |
| 6 | 71 | B | Andy DAVIES | BMW M3/3000 | 1:43.604 | 6 | 8 | 7.458 | 1.042 | 77.34 |
| 7 | 6 | 3 | Andy ROBINSON | Ford Fiesta XR2/1600 | 1:43.726 | 7 | 7 | 7.580 | 0.122 | 77.25 |
| 8 | 24 | C | Andy WILLIAMS | Ford Sierra Sapphire/2500 | 1:44.680 | 6 | 6 | 8.534 | 0.954 | 76.55 |
| 9 | 23 | 1 | Craig RAINER | Ford Escort MkII/2000 | 1:45.179 | 3 | 5 | 9.033 | 0.499 | 76.19 |
| 10 | 1 | E | Chris LESTER | Ford XR2/1600 | 1:45.630 | 7 | 7 | 9.484 | 0.451 | 75.86 |
| 11 | 22 | 1 | Peter MAXWELL | Ford Escort Cosworth/2000 | 1:46.121 | 6 | 7 | 9.975 | 0.491 | 75.51 |
| 12 | 73 | F | Adam CROFT | Peugeot 205GTi/1900 | 1:47.027 | 6 | 7 | 10.881 | 0.906 | 74.87 |
| 13 | 58 | 3 | Steve HORNER | Ford XR2/1600 | 1:48.162 | 6 | 7 | 12.016 | 1.135 | 74.08 |
| 14 | 20 | B | Terry GILBERT | Mitsubishi Starion/1997 | 1:49.738 | 6 | 7 | 13.592 | 1.576 | 73.02 |
| 15 | 86 | 1 | Scott MATTHAIS | Ford Sierra Cosworth/2000 | 1:50.770 | 4 | 6 | 14.624 | 1.032 | 72.34 |
| 16 | 42 | 1 | Jeff WINDSOR | Ford Sierra Cosworth/2000 | 1:50.900 | 3 | 7 | 14.754 | 0.130 | 72.25 |
| 17 | 93 | F | Dean RAYMOND | Vauxhall Astra/1998 | 1:50.980 | 5 | 6 | 14.834 | 0.080 | 72.20 |
| 18 | 31 | E | Stuart MacMASTER | Honda Civic/1600 | 1:52.454 | 6 | 6 | 16.308 | 1.474 | 71.26 |
| 19 | 27 | C | David HILL | Honda Civic/2000 | 1:53.011 | 5 | 5 | 16.865 | 0.557 | 70.90 |
| 20 | 2 | 4 | Brian LONG | Ford Fiesta XR2/1600 | 1:53.122 | 4 | 7 | 16.976 | 0.111 | 70.84 |
| 21 | 90 | C | Glynn ALLEN | BMW M3 E30/2300 | 1:53.567 | 6 | 6 | 17.421 | 0.445 | 70.56 |
| 22 | 36 | F | Keith WILKINSON | Mini Cooper 'S' | 1:54.964 | 5 | 5 | 18.818 | 1.397 | 69.70 |
| 23 | 91 | 2 | Steven BARDEN | Ford Escort/1600 | 1:56.099 | 3 | 3 | 19.953 | 1.135 | 69.02 |
| 24 | 15 | 3 | James HORNER | Ford Fiesta XR2i/1600 | 1:58.517 | 4 | 6 | 22.371 | 2.418 | 67.61 |
| 25 | 99 | D | Andy WILSON | Toyota Starlet/2100 | 2:00.850 | 1 | 2 | 24.704 | 2.333 | 66.31 |
| 26 | 65 | D | Evan MORRIS | Ford Fiesta XR2/1998 | 2:28.017 | 1 | 2 | 51.871 | 27.167 | 54.13 |

CAR 99 NO WORKING TRANSPONDER YOU MUST FIX FOR RACE

Weather / Track : Cloudy / Dry

These results are provisional until the conclusion of any judicial and technical matters.

Oulton Park Island
 Circuit Length = 2.2260 miles
 Start: 11:05 End: 11:23

| | |
|-------------------|--------------|
| Clerk of Course : | Timekeeper : |
|-------------------|--------------|

Imoressions Classic Thunder Championship & Blue Oval Series

QUALIFYING - RACE 6 - LAP ANALYSIS

| | | | | | | | |
|-----------|----------------------|----------|---------------------|----------------------------------|-----------------|------------|---------------------|
| 1 | Chris LESTER | | E | Ford XR2/1600 | | | |
| 1 - | 2:00.272 | + 14.642 | 11:11:12.486 | 5 - | 1:46.258 | + 0.628 | 11:18:31.587 |
| 2 - | 1:53.834 | + 8.204 | 11:13:06.320 | 6 - | 1:45.839 | + 0.209 | 11:20:17.426 |
| 3 - | 1:50.528 | + 4.898 | 11:14:56.848 | 7 - | 1:45.630 | | 11:22:03.056 |
| 4 - | 1:48.481 | + 2.851 | 11:16:45.329 | | | | |
| 2 | Brian LONG | | 4 | Ford Fiesta XR2/1600 | | | |
| 1 - | 2:03.837 | + 10.715 | 11:11:00.355 | 5 - | 1:53.156 | + 0.034 | 11:18:42.547 |
| 2 - | 1:59.339 | + 6.217 | 11:12:59.694 | 6 - | 1:53.504 | + 0.382 | 11:20:36.051 |
| 3 - | 1:56.575 | + 3.453 | 11:14:56.269 | 7 - | 1:59.384 | + 6.262 | 11:22:35.435 |
| 4 - | 1:53.122 | | 11:16:49.391 | | | | |
| 6 | Andy ROBINSON | | 3 | Ford Fiesta XR2/1600 | | | |
| 1 - | 1:49.213 | + 5.487 | 11:09:49.505 | 5 - | 1:44.831 | + 1.105 | 11:16:56.615 |
| 2 - | 1:49.416 | + 5.690 | 11:11:38.921 | 6 - | 1:44.810 | + 1.084 | 11:18:41.425 |
| 3 - | 1:46.541 | + 2.815 | 11:13:25.462 | 7 - | 1:43.726 | | 11:20:25.151 |
| 4 - | 1:46.322 | + 2.596 | 11:15:11.784 | | | | |
| 15 | James HORNER | | 3 | Ford Fiesta XR2i/1600 | | | |
| 1 - | 2:07.583 | + 9.066 | 11:11:21.097 | 4 - | 1:58.517 | | 11:17:25.310 |
| 2 - | 2:03.994 | + 5.477 | 11:13:25.091 | 5 - | 1:59.335 | + 0.818 | 11:19:24.645 |
| 3 - | 2:01.702 | + 3.185 | 11:15:26.793 | 6 - | 2:02.753 | + 4.236 | 11:21:27.398 |
| 19 | Graham WAIT | | 2 | Ford Escort/2000 | | | |
| 1 - | 1:59.186 | + 18.369 | 11:11:11.012 | 5 - | 1:44.231 | + 3.414 | 11:18:20.824 |
| 2 - | 1:52.622 | + 11.805 | 11:13:03.634 | 6 - | 1:40.817 | | 11:20:01.641 |
| 3 - | 1:48.516 | + 7.699 | 11:14:52.150 | 7 - | 1:42.749 | + 1.932 | 11:21:44.390 |
| 4 - | 1:44.443 | + 3.626 | 11:16:36.593 | | | | |
| 20 | Terry GILBERT | | B | Mitsubishi Starion/1997 | | | |
| 1 - | 2:07.137 | + 17.399 | 11:11:02.661 | 5 - | 1:50.283 | + 0.545 | 11:18:44.934 |
| 2 - | 2:00.521 | + 10.783 | 11:13:03.182 | 6 - | 1:49.738 | | 11:20:34.672 |
| 3 - | 1:58.343 | + 8.605 | 11:15:01.525 | 7 - | 1:55.810 | + 6.072 | 11:22:30.482 |
| 4 - | 1:53.126 | + 3.388 | 11:16:54.651 | | | | |
| 22 | Peter MAXWELL | | 1 | Ford Escort Cosworth/2000 | | | |
| 1 - | 2:09.555 | + 23.434 | 11:10:59.426 | 5 - | 1:47.036 | + 0.915 | 11:18:28.662 |
| 2 - | 1:54.101 | + 7.980 | 11:12:53.527 | 6 - | 1:46.121 | | 11:20:14.783 |
| 3 - | 1:51.334 | + 5.213 | 11:14:44.861 | 7 - | 1:52.792 | + 6.671 | 11:22:07.575 |
| 4 - | 1:56.765 | + 10.644 | 11:16:41.626 | | | | |
| 23 | Craig RAINER | | 1 | Ford Escort MkII/2000 | | | |
| 1 - | 1:58.541 | + 13.362 | 11:10:25.818 | 4 - | 1:51.343 P | + 6.164 | 11:15:59.483 |
| 2 - | 1:57.143 | + 11.964 | 11:12:22.961 | 5 - | 4:46.038 | + 3:00.859 | 11:20:45.521 |
| 3 - | 1:45.179 | | 11:14:08.140 | | | | |
| 24 | Andy WILLIAMS | | C | Ford Sierra Sapphire/2500 | | | |
| 1 - | 1:57.070 | + 12.390 | 11:10:28.868 | 4 - | 3:07.526 | + 1:22.846 | 11:17:33.166 |
| 2 - | 1:57.053 | + 12.373 | 11:12:25.921 | 5 - | 1:45.940 | + 1.260 | 11:19:19.106 |
| 3 - | 1:59.719 P | + 15.039 | 11:14:25.640 | 6 - | 1:44.680 | | 11:21:03.786 |
| 27 | David HILL | | C | Honda Civic/2000 | | | |
| 1 - | 2:22.818 | + 29.807 | 11:11:15.364 | 4 - | 1:57.611 | + 4.600 | 11:17:27.605 |
| 2 - | 2:04.552 | + 11.541 | 11:13:19.916 | 5 - | 1:53.011 | | 11:19:20.616 |
| 3 - | 2:10.078 | + 17.067 | 11:15:29.994 | | | | |
| 28 | Allan DAVIES | | B | BMW M3/2500 | | | |
| 1 - | 1:58.217 | + 18.044 | 11:10:33.660 | 5 - | 1:41.956 | + 1.783 | 11:17:42.304 |
| 2 - | 1:53.550 | + 13.377 | 11:12:27.210 | 6 - | 1:40.173 | | 11:19:22.477 |
| 3 - | 1:49.085 | + 8.912 | 11:14:16.295 | 7 - | 1:44.505 | + 4.332 | 11:21:06.982 |
| 4 - | 1:44.053 | + 3.880 | 11:16:00.348 | | | | |

CAR 99 NO WORKING TRANSPONDER YOU MUST FIX FOR RACE

Weather / Track : Cloudy / Dry

Imoressions Classic Thunder Championship & Blue Oval Series

QUALIFYING - RACE 6 - LAP ANALYSIS

| | | | | | | | |
|-----------|-------------------------|----------|---------------------|-----------------------------|-----------------|------------|---------------------|
| 31 | Stuart MacMASTER | | E | Honda Civic/1600 | | | |
| 1 - | 2:02.552 | + 10.098 | 11:10:44.207 | 4 - | 1:53.533 | + 1.079 | 11:16:32.427 |
| 2 - | 2:00.904 | + 8.450 | 11:12:45.111 | 5 - | 1:58.369 | + 5.915 | 11:18:30.796 |
| 3 - | 1:53.783 | + 1.329 | 11:14:38.894 | 6 - | 1:52.454 | | 11:20:23.250 |
| 36 | Keith WILKINSON | | F | Mini Cooper 'S' | | | |
| 1 - | 2:04.392 | + 9.428 | 11:10:58.098 | 4 - | 1:57.194 | + 2.230 | 11:16:58.252 |
| 2 - | 2:00.622 | + 5.658 | 11:12:58.720 | 5 - | 1:54.964 | | 11:18:53.216 |
| 3 - | 2:02.338 | + 7.374 | 11:15:01.058 | | | | |
| 42 | Jeff WINDSOR | | 1 | Ford Sierra Cosworth/2000 | | | |
| 1 - | 2:00.624 | + 9.724 | 11:10:14.422 | 5 - | 1:59.088 | + 8.188 | 11:17:50.912 |
| 2 - | 1:52.448 | + 1.548 | 11:12:06.870 | 6 - | 1:51.252 | + 0.352 | 11:19:42.164 |
| 3 - | 1:50.900 | | 11:13:57.770 | 7 - | 1:59.201 | + 8.301 | 11:21:41.365 |
| 4 - | 1:54.054 | + 3.154 | 11:15:51.824 | | | | |
| 47 | Piers GRANGE | | A | Ford Sierra XR8/5500 | | | |
| 1 - | 1:56.513 | + 17.004 | 11:10:49.642 | 5 - | 1:41.746 | + 2.237 | 11:17:46.662 |
| 2 - | 1:47.075 | + 7.566 | 11:12:36.717 | 6 - | 1:39.509 | | 11:19:26.171 |
| 3 - | 1:45.843 | + 6.334 | 11:14:22.560 | 7 - | 1:43.448 | + 3.939 | 11:21:09.619 |
| 4 - | 1:42.356 | + 2.847 | 11:16:04.916 | | | | |
| 58 | Steve HORNER | | 3 | Ford XR2/1600 | | | |
| 1 - | 2:02.522 | + 14.360 | 11:11:16.294 | 5 - | 1:49.393 | + 1.231 | 11:18:53.857 |
| 2 - | 1:59.583 | + 11.421 | 11:13:15.877 | 6 - | 1:48.162 | | 11:20:42.019 |
| 3 - | 1:56.477 | + 8.315 | 11:15:12.354 | 7 - | 1:49.943 | + 1.781 | 11:22:31.962 |
| 4 - | 1:52.110 | + 3.948 | 11:17:04.464 | | | | |
| 65 | Evan MORRIS | | D | Ford Fiesta XR2/1998 | | | |
| 1 - | 2:28.017 | | 11:11:52.589 | 2 - | 2:41.784 P | + 13.767 | 11:14:34.373 |
| 71 | Andy DAVIES | | B | BMW M3/3000 | | | |
| 1 - | 1:58.801 | + 15.197 | 11:10:12.920 | 5 - | 1:43.933 | + 0.329 | 11:17:14.663 |
| 2 - | 1:48.412 | + 4.808 | 11:12:01.332 | 6 - | 1:43.604 | | 11:18:58.267 |
| 3 - | 1:45.237 | + 1.633 | 11:13:46.569 | 7 - | 1:46.974 | + 3.370 | 11:20:45.241 |
| 4 - | 1:44.161 | + 0.557 | 11:15:30.730 | 8 - | 1:51.138 | + 7.534 | 11:22:36.379 |
| 73 | Adam CROFT | | F | Peugeot 205GTi/1900 | | | |
| 1 - | 2:02.806 | + 15.779 | 11:11:02.102 | 5 - | 1:48.020 | + 0.993 | 11:18:31.859 |
| 2 - | 1:57.680 | + 10.653 | 11:12:59.782 | 6 - | 1:47.027 | | 11:20:18.886 |
| 3 - | 1:53.623 | + 6.596 | 11:14:53.405 | 7 - | 1:51.492 | + 4.465 | 11:22:10.378 |
| 4 - | 1:50.434 | + 3.407 | 11:16:43.839 | | | | |
| 74 | Neil PHILPOTTS | | B | Mitsubishi Starion Evo/2000 | | | |
| 1 - | 1:49.598 | + 13.452 | 11:10:50.438 | 5 - | 1:56.298 | + 20.152 | 11:18:22.259 |
| 2 - | 1:40.911 | + 4.765 | 11:12:31.349 | 6 - | 1:36.146 | | 11:19:58.405 |
| 3 - | 1:42.934 | + 6.788 | 11:14:14.283 | 7 - | 1:40.186 | + 4.040 | 11:21:38.591 |
| 4 - | 2:11.678 P | + 35.532 | 11:16:25.961 | | | | |
| 75 | Paul EVANS | | 1 | Ford Escort/2400 | | | |
| 1 - | 1:59.252 | + 16.690 | 11:10:35.288 | 5 - | 1:44.659 | + 2.097 | 11:17:49.547 |
| 2 - | 1:53.139 | + 10.577 | 11:12:28.427 | 6 - | 1:42.562 | | 11:19:32.109 |
| 3 - | 1:50.931 | + 8.369 | 11:14:19.358 | 7 - | 1:44.866 | + 2.304 | 11:21:16.975 |
| 4 - | 1:45.530 | + 2.968 | 11:16:04.888 | | | | |
| 86 | Scott MATTHAIS | | 1 | Ford Sierra Cosworth/2000 | | | |
| 1 - | 2:02.103 | + 11.333 | 11:10:25.033 | 4 - | 1:50.770 | | 11:16:14.666 |
| 2 - | 2:02.777 | + 12.007 | 11:12:27.810 | 5 - | 1:59.551 P | + 8.781 | 11:18:14.217 |
| 3 - | 1:56.086 | + 5.316 | 11:14:23.896 | 6 - | 3:37.653 | + 1:46.883 | 11:21:51.870 |
| 90 | Glynn ALLEN | | C | BMW M3 E30/2300 | | | |
| 1 - | 2:10.675 | + 17.108 | 11:10:59.234 | 4 - | 1:56.567 | + 3.000 | 11:17:04.547 |

CAR 99 NO WORKING TRANSPONDER YOU MUST FIX FOR RACE

Weather / Track : Cloudy / Dry

Imoressions Classic Thunder Championship & Blue Oval Series

QUALIFYING - RACE 6 - LAP ANALYSIS


| | | | | | | | |
|-----------|----------------------|----------|---------------------|---------------------|-----------------|------------|---------------------|
| 2 - | 2:09.666 | + 16.099 | 11:13:08.900 | 5 - | 1:54.697 | + 1.130 | 11:18:59.244 |
| 3 - | 1:59.080 | + 5.513 | 11:15:07.980 | 6 - | 1:53.567 | | 11:20:52.811 |
| 91 | Steven BARDEN | | 2 | Ford Escort/1600 | | | |
| 1 - | 2:01.652 | + 5.553 | 11:10:27.931 | 3 - | 1:56.099 | | 11:14:25.704 |
| 2 - | 2:01.674 | + 5.575 | 11:12:29.605 | | | | |
| 93 | Dean RAYMOND | | F | Vauxhall Astra/1998 | | | |
| 1 - | 2:07.186 | + 16.206 | 11:11:33.598 | 4 - | 1:52.243 | + 1.263 | 11:17:17.750 |
| 2 - | 1:54.535 | + 3.555 | 11:13:28.133 | 5 - | 1:50.980 | | 11:19:08.730 |
| 3 - | 1:57.374 | + 6.394 | 11:15:25.507 | 6 - | 2:01.222 | + 10.242 | 11:21:09.952 |
| 99 | Andy WILSON | | D | Toyota Starlet/2100 | | | |
| 1 - | 2:00.850 | | 11:10:14.042 | 2 - | 7:08.010 P | + 5:07.160 | 11:17:22.052 |

CAR 99 NO WORKING TRANSPONDER YOU MUST FIX FOR RACE

Weather / Track : Cloudy / Dry

Impressions Classic Thunder Championship & Blue Oval Series

RACE 6 - GRID

| | | |
|--|-------------------------------|---------------------------------|
| ROW 13 | 2:00.850 99 Andy WILSON | 2:28.017 65 Evan MORRIS |
| ROW 12 | 1:56.099 91 Steven BARDEN | 1:58.517 15 James HORNER |
| ROW 11 | 1:53.567 90 Glynn ALLEN | 1:54.964 36 Keith WILKINSON |
| ROW 10 | 1:53.011 27 David HILL | 1:53.122 2 Brian LONG |
| ROW 9 | 1:50.980 93 Dean RAYMOND | 1:52.454 31 Stuart MacMASTER |
| ROW 8 | 1:50.770 86 Scott MATTHAIS | 1:50.900 42 Jeff WINDSOR |
| ROW 7 | 1:48.162 58 Steve HORNER | 1:49.738 20 Terry GILBERT |
| ROW 6 | 1:46.121 22 Peter MAXWELL | 1:47.027 73 Adam CROFT |
| ROW 5 | 1:45.179 23 Craig RAINER | 1:45.630 1 Chris LESTER |
| ROW 4 | 1:43.726 6 Andy ROBINSON | 1:44.680 24 Andy WILLIAMS |
| ROW 3 | 1:42.562 75 Paul EVANS | 1:43.604 71 Andy DAVIES |
| ROW 2 | 1:40.173 28 Allan DAVIES | 1:40.817 19 Graham WAIT |
| ROW 1 | 1:36.146 74 Neil PHILPOTTS | 1:39.509 47 Piers GRANGE |
| Pole | | |
|  | | |

Oulton Park Island
Circuit Length = 2.2260 miles

These results are provisional until the conclusion of any judicial and technical matters.

| | |
|-------------------|--------------|
| Clerk of Course : | Timekeeper : |
|-------------------|--------------|

Track & Race Pre '93 Touring Car Championship

QUALIFYING - RACE 9 - CLASSIFICATION

| POS | NO | CL | NAME | ENTRY | TIME | ON | LAPS | GAP | DIFF | MPH |
|-----|----|----|-------------------|------------------------------|----------|----|------|--------|-------|-------|
| 1 | 11 | C | Roger STANFORD | BMW M3/2300 | 1:52.283 | 3 | 4 | | | 71.36 |
| 2 | 45 | C | Len SIMPSON | Volkswagen Vento VR6/2989 | 1:54.248 | 5 | 5 | 1.965 | 1.965 | 70.14 |
| 3 | 82 | B | Craig JAIMESON | Ford Sierra Cosworth/1993 | 1:54.366 | 7 | 7 | 2.083 | 0.118 | 70.06 |
| 4 | 40 | B | Steve MOORE | Saab 9000 Turbo/2290 | 1:55.183 | 3 | 6 | 2.900 | 0.817 | 69.57 |
| 5 | 68 | B | Stuart TRANTER | Rover Tomcat/1994 | 1:55.438 | 6 | 7 | 3.155 | 0.255 | 69.41 |
| 6 | 55 | A | David HOWARD | Jaguar XJ12/5343 | 1:55.938 | 7 | 7 | 3.655 | 0.500 | 69.11 |
| 7 | 21 | D | Ryan GORMAN | BMW E30 325i/2500 | 1:56.825 | 6 | 7 | 4.542 | 0.887 | 68.59 |
| 8 | 17 | B | Carl BENNETT | BMW M3/3000 | 1:58.009 | 5 | 7 | 5.726 | 1.184 | 67.90 |
| 9 | 31 | E | Stuart MacMASTER | Honda Civic/1600 | 1:59.142 | 6 | 6 | 6.859 | 1.133 | 67.26 |
| 10 | 93 | D | Dean RAYMOND | Vauxhall Astra/1998 | 1:59.763 | 6 | 6 | 7.480 | 0.621 | 66.91 |
| 11 | 3 | B | Mark OSBOURN | Mitsubishi Starion/1997 | 2:00.207 | 4 | 6 | 7.924 | 0.444 | 66.66 |
| 12 | 74 | B | Anthony WRIGHT | Rover Tomcat/2000 | 2:00.497 | 4 | 5 | 8.214 | 0.290 | 66.50 |
| 13 | 8 | B | Anthony GORMAN | BMW M3/3000 | 2:00.946 | 4 | 5 | 8.663 | 0.449 | 66.25 |
| 14 | 62 | D | Andrew HOLLEY | Volkswagen Golf GTi/1800 | 2:02.839 | 6 | 6 | 10.556 | 1.893 | 65.23 |
| 15 | 90 | C | Glynn ALLEN | BMW M3 E30/2300 | 2:07.312 | 2 | 6 | 15.029 | 4.473 | 62.94 |
| 16 | 92 | F | Daniel SMOUGHTON | BMW 320/1998 | 2:07.316 | 6 | 6 | 15.033 | 0.004 | 62.94 |
| 17 | 4 | B | Tim SCOTT ANDREWS | Rover Vitesse/3528 | 2:11.972 | 3 | 6 | 19.689 | 4.656 | 60.72 |
| 18 | 75 | D | Peter SMART | Alfa Romeo 75 Twinspace/1962 | 2:13.649 | 5 | 6 | 21.366 | 1.677 | 59.96 |

CAR 11 NO WORKING TRANSPONDER YOU MUST FIX FOR RACE

Weather / Track : Rain / Wet

These results are provisional until the conclusion of any judicial and technical matters.

Oulton Park Island
Circuit Length = 2.2260 miles
Start: 11:35 End: 11:52

| | | |
|-------------------|--|--------------|
| Clerk of Course : | | Timekeeper : |
|-------------------|--|--------------|

Track & Race Pre '93 Touring Car Championship

QUALIFYING - RACE 9 - LAP ANALYSIS

| | | | | | | |
|-----------|--------------------------|----------|------------------------------------|-----|-----------------|---------------------|
| 3 | Mark OSBOURN | | B Mitsubishi Starion/1997 | | | |
| 1 - | 2:12.211 | + 12.004 | 11:40:04.557 | 4 - | 2:00.207 | 11:46:08.698 |
| 2 - | 2:03.388 | + 3.181 | 11:42:07.945 | 5 - | 2:00.299 | + 0.092 |
| 3 - | 2:00.546 | + 0.339 | 11:44:08.491 | 6 - | 2:01.227 | + 1.020 |
| 4 | Tim SCOTT ANDREWS | | B Rover Vitesse/3528 | | | |
| 1 - | 2:18.635 | + 6.663 | 11:39:53.651 | 4 - | 2:12.150 | + 0.178 |
| 2 - | 2:52.810 | + 40.838 | 11:42:46.461 | 5 - | 2:13.247 | + 1.275 |
| 3 - | 2:11.972 | | 11:44:58.433 | 6 - | 2:43.511 | + 31.539 |
| 8 | Anthony GORMAN | | B BMW M3/3000 | | | |
| 1 - | 2:07.301 | + 6.355 | 11:39:41.748 | 4 - | 2:00.946 | 11:45:48.440 |
| 2 - | 2:04.021 | + 3.075 | 11:41:45.769 | 5 - | 2:07.361 P | + 6.415 |
| 3 - | 2:01.725 | + 0.779 | 11:43:47.494 | | | |
| 11 | Roger STANFORD | | C BMW M3/2300 | | | |
| 1 - | 1:57.204 | + 4.921 | 11:39:25.859 | 3 - | 1:52.283 | 11:43:15.904 |
| 2 - | 1:57.762 | + 5.479 | 11:41:23.621 | 4 - | 2:07.138 P | + 14.855 |
| 17 | Carl BENNETT | | B BMW M3/3000 | | | |
| 1 - | 2:06.645 | + 8.636 | 11:39:40.035 | 5 - | 1:58.009 | 11:47:39.420 |
| 2 - | 2:03.397 | + 5.388 | 11:41:43.432 | 6 - | 2:00.392 | + 2.383 |
| 3 - | 1:59.754 | + 1.745 | 11:43:43.186 | 7 - | 1:59.124 | + 1.115 |
| 4 - | 1:58.225 | + 0.216 | 11:45:41.411 | | | |
| 21 | Ryan GORMAN | | D BMW E30 325i/2500 | | | |
| 1 - | 2:07.374 | + 10.549 | 11:39:42.298 | 5 - | 2:01.392 | + 4.567 |
| 2 - | 2:03.985 | + 7.160 | 11:41:46.283 | 6 - | 1:56.825 | 11:49:47.982 |
| 3 - | 2:01.758 | + 4.933 | 11:43:48.041 | 7 - | 1:58.267 | + 1.442 |
| 4 - | 2:01.724 | + 4.899 | 11:45:49.765 | | | |
| 31 | Stuart MacMASTER | | E Honda Civic/1600 | | | |
| 1 - | 2:15.667 | + 16.525 | 11:40:21.908 | 4 - | 1:59.482 | + 0.340 |
| 2 - | 2:02.442 | + 3.300 | 11:42:24.350 | 5 - | 2:00.052 | + 0.910 |
| 3 - | 2:00.325 | + 1.183 | 11:44:24.675 | 6 - | 1:59.142 | 11:50:23.351 |
| 40 | Steve MOORE | | B Saab 9000 Turbo/2290 | | | |
| 1 - | 2:01.485 | + 6.302 | 11:39:21.715 | 4 - | 1:57.272 | + 2.089 |
| 2 - | 1:57.487 | + 2.304 | 11:41:19.202 | 5 - | 1:56.786 | + 1.603 |
| 3 - | 1:55.183 | | 11:43:14.385 | 6 - | 2:00.764 P | + 5.581 |
| 45 | Len SIMPSON | | C Volkswagen Vento VR6/2989 | | | |
| 1 - | 2:45.535 | + 51.287 | 11:42:53.089 | 4 - | 1:55.948 | + 1.700 |
| 2 - | 2:01.800 | + 7.552 | 11:44:54.889 | 5 - | 1:54.248 | 11:50:47.372 |
| 3 - | 2:02.287 | + 8.039 | 11:46:57.176 | | | |
| 55 | David HOWARD | | A Jaguar XJ12/5343 | | | |
| 1 - | 2:05.287 | + 9.349 | 11:39:49.593 | 5 - | 1:58.329 | + 2.391 |
| 2 - | 2:01.209 | + 5.271 | 11:41:50.802 | 6 - | 1:57.800 | + 1.862 |
| 3 - | 1:58.147 | + 2.209 | 11:43:48.949 | 7 - | 1:55.938 | 11:51:41.216 |
| 4 - | 2:00.200 | + 4.262 | 11:45:49.149 | | | |
| 62 | Andrew HOLLEY | | D Volkswagen Golf GTi/1800 | | | |
| 1 - | 2:06.923 | + 4.084 | 11:40:01.295 | 4 - | 2:13.248 | + 10.409 |
| 2 - | 2:42.128 | + 39.289 | 11:42:43.423 | 5 - | 2:04.089 | + 1.250 |
| 3 - | 2:02.966 | + 0.127 | 11:44:46.389 | 6 - | 2:02.839 | 11:51:06.565 |
| 68 | Stuart TRANTER | | B Rover Tomcat/1994 | | | |
| 1 - | 2:04.672 | + 9.234 | 11:39:22.815 | 5 - | 2:01.356 | + 5.918 |
| 2 - | 2:17.458 | + 22.020 | 11:41:40.273 | 6 - | 1:55.438 | 11:49:35.205 |
| 3 - | 2:00.699 | + 5.261 | 11:43:40.972 | 7 - | 1:56.088 | + 0.650 |
| 4 - | 1:57.439 | + 2.001 | 11:45:38.411 | | | |

CAR 11 NO WORKING TRANSPONDER YOU MUST FIX FOR RACE

Weather / Track : Rain / Wet

Track & Race Pre '93 Touring Car Championship
QUALIFYING - RACE 9 - LAP ANALYSIS


| | | | | | | |
|------------|-------------------------|----------|---------------------------------------|------------|-----------------|---------------------|
| 74 | Anthony WRIGHT | | B Rover Tomcat/2000 | | | |
| 1 - | 2:07.965 | + 7.468 | 11:39:27.161 | 4 - | 2:00.497 | 11:45:44.536 |
| 2 - | 2:10.898 | + 10.401 | 11:41:38.059 | 5 - | 2:18.896 P | + 18.399 |
| 3 - | 2:05.980 | + 5.483 | 11:43:44.039 | | | 11:48:03.432 |
| 75 | Peter SMART | | D Alfa Romeo 75 Twinspark/1962 | | | |
| 1 - | 2:27.062 | + 13.413 | 11:40:15.014 | 4 - | 2:15.003 | + 1.354 |
| 2 - | 2:18.271 | + 4.622 | 11:42:33.285 | 5 - | 2:13.649 | 11:49:16.806 |
| 3 - | 2:14.869 | + 1.220 | 11:44:48.154 | 6 - | 2:14.283 | + 0.634 |
| 82 | Craig JAIMESON | | B Ford Sierra Cosworth/1993 | | | |
| 1 - | 2:04.627 | + 10.261 | 11:39:31.994 | 5 - | 1:57.853 | + 3.487 |
| 2 - | 2:02.417 | + 8.051 | 11:41:34.411 | 6 - | 1:57.332 | + 2.966 |
| 3 - | 1:55.328 | + 0.962 | 11:43:29.739 | 7 - | 1:54.366 | 11:51:14.658 |
| 4 - | 1:55.368 | + 1.002 | 11:45:25.107 | | | |
| 90 | Glynn ALLEN | | C BMW M3 E30/2300 | | | |
| 1 - | 2:15.093 | + 7.781 | 11:40:08.333 | 4 - | 2:15.609 | + 8.297 |
| 2 - | 2:07.312 | | 11:42:15.645 | 5 - | 2:07.569 | + 0.257 |
| 3 - | 2:55.179 | + 47.867 | 11:45:10.824 | 6 - | 2:08.212 | + 0.900 |
| 92 | Daniel SMOUGHTON | | F BMW 320/1998 | | | |
| 1 - | 2:13.277 | + 5.961 | 11:39:48.520 | 4 - | 2:10.162 | + 2.846 |
| 2 - | 2:09.164 | + 1.848 | 11:41:57.684 | 5 - | 2:08.029 | + 0.713 |
| 3 - | 2:08.164 | + 0.848 | 11:44:05.848 | 6 - | 2:07.316 | 11:50:31.355 |
| 93 | Dean RAYMOND | | D Vauxhall Astra/1998 | | | |
| 1 - | 2:04.540 | + 4.777 | 11:41:11.725 | 4 - | 2:00.755 | + 0.992 |
| 2 - | 2:00.995 | + 1.232 | 11:43:12.720 | 5 - | 2:00.888 | + 1.125 |
| 3 - | 2:03.648 | + 3.885 | 11:45:16.368 | 6 - | 1:59.763 | 11:51:17.774 |

CAR 11 NO WORKING TRANSPONDER YOU MUST FIX FOR RACE

Weather / Track : Rain / Wet

Track & Race Pre '93 Touring Car Championship

RACE 9 - GRID

| | | |
|--|---------------------------------|---------------------------------|
| ROW 9 | 2:11.972 4 Tim SCOTT ANDREWS | 2:13.649 75 Peter SMART |
| ROW 8 | 2:07.312 90 Glynn ALLEN | 2:07.316 92 Daniel SMOUGHTON |
| ROW 7 | 2:00.946 8 Anthony GORMAN | 2:02.839 62 Andrew HOLLEY |
| ROW 6 | 2:00.207 3 Mark OSBOURN | 2:00.497 74 Anthony WRIGHT |
| ROW 5 | 1:59.142 31 Stuart MacMASTER | 1:59.763 93 Dean RAYMOND |
| ROW 4 | 1:56.825 21 Ryan GORMAN | 1:58.009 17 Carl BENNETT |
| ROW 3 | 1:55.438 68 Stuart TRANTER | 1:55.938 55 David HOWARD |
| ROW 2 | 1:54.366 82 Craig JAIMESON | 1:55.183 40 Steve MOORE |
| ROW 1 | 1:52.283 11 Roger STANFORD | 1:54.248 45 Len SIMPSON |
| Pole | | |
|  | | |

Oulton Park Island
Circuit Length = 2.2260 miles

These results are provisional until the conclusion of any judicial and technical matters.

| | | |
|-------------------|--|--------------|
| Clerk of Course : | | Timekeeper : |
|-------------------|--|--------------|

BSA National Championship for Div.1 Superkarts

RACE 1 - CLASSIFICATION

| POS | NO | CL | NAME | ENTRY | LAPS | TIME | GAP | DIFF | MPH | BEST | ON |
|-----|-----|-----|----------------|----------------|------|-----------|----------|----------|-------|----------|----|
| 1 | 9 | D1 | Mark OWENS | ADE/DEA | 10 | 16:14.344 | | | 82.24 | 1:34.737 | 10 |
| 2 | 02 | D1 | Carl HULME | Anderson/FPE | 10 | 16:44.944 | 30.600 | 30.600 | 79.74 | 1:34.994 | 9 |
| 3 | 17 | D1 | Malcolm CROWE | Anderson/FPE | 10 | 17:04.593 | 50.249 | 19.649 | 78.21 | 1:37.778 | 10 |
| 4 | 15 | D1 | Paul KENNINGS | Anderson/Rotax | 10 | 17:09.435 | 55.091 | 4.842 | 77.84 | 1:39.151 | 10 |
| 5 | 84 | D1 | Rob CHILCOTT | Anderson/Rotax | 10 | 17:41.840 | 1:27.496 | 32.405 | 75.46 | 1:37.738 | 9 |
| 6 | 92 | F25 | Mark VAUGHAN | Anderson/Honda | 10 | 17:54.710 | 1:40.366 | 12.870 | 74.56 | 1:43.680 | 9 |
| 7 | 85 | D1 | Gary PARKES | PVP/Rotax | 10 | 17:54.719 | 1:40.375 | 0.009 | 74.56 | 1:42.188 | 8 |
| 8 | 8 | D1 | Neil BAGLEY | PVP/Rotax | 9 | 16:27.426 | 1 lap | 1 lap | 73.04 | 1:44.006 | 9 |
| 9 | 24 | F25 | Darran SMITH | Anderson/Honda | 9 | 16:32.720 | 1 lap | 5.294 | 72.65 | 1:44.548 | 9 |
| 10 | 20 | F25 | Toby DAVIES | Anderson/Honda | 9 | 16:37.994 | 1 lap | 5.274 | 72.26 | 1:44.573 | 9 |
| 11 | 52 | F25 | Steve BURTON | Anderson/Honda | 9 | 16:58.788 | 1 lap | 20.794 | 70.79 | 1:46.876 | 8 |
| 12 | 30 | F25 | Amdrew DEAN | ADE/Honda | 9 | 16:58.836 | 1 lap | 0.048 | 70.78 | 1:45.829 | 8 |
| 13 | 36 | F25 | Paul WALLEY | Anderson/Honda | 9 | 17:16.454 | 1 lap | 17.618 | 69.58 | 1:48.661 | 8 |
| 14 | 03 | F12 | Danny EDWARDS | F1/TM | 9 | 17:21.066 | 1 lap | 4.612 | 69.27 | 1:47.532 | 9 |
| 15 | 31 | F25 | Sam MOSS | Anderson/Honda | 9 | 17:21.167 | 1 lap | 0.101 | 69.27 | 1:39.689 | 9 |
| 16 | 34 | D1 | Steve BRIGGS | Raider/TM | 9 | 17:32.060 | 1 lap | 10.893 | 68.55 | 1:46.934 | 9 |
| 17 | 99 | F25 | Tony GREEN | Anderson/Honda | 9 | 17:33.067 | 1 lap | 1.007 | 68.48 | 1:51.210 | 9 |
| 18 | 87 | F25 | Ian CHALLINOR | F1/Rotax | 9 | 17:38.740 | 1 lap | 5.673 | 68.12 | 1:48.261 | 9 |
| 19 | 135 | F25 | Eddie KOOIKER | Anderson/Honda | 9 | 17:47.778 | 1 lap | 9.038 | 67.54 | 1:50.371 | 9 |
| 20 | 98 | D1 | Vic HEMPSHALL | Anderson/Rotax | 8 | 16:37.428 | 2 laps | 1 lap | 64.27 | 1:39.678 | 8 |
| 21 | 55 | F25 | Michael GROVES | F1/TM | 8 | 17:59.100 | 2 laps | 1:21.672 | 59.40 | 1:49.766 | 7 |

NOT CLASSIFIED

| | | | | | | | | | | | |
|---------|-----|-----------------|----------------|---|-----------|--------|----------|--------|----------|----------|---|
| DNF 12 | F25 | Richard SANDERS | ADE/Honda | 8 | 15:19.918 | 2 laps | | 69.68 | 1:43.997 | 7 | |
| DNF 111 | F25 | Paul PLATT | PVP/Honda | 7 | 12:31.035 | 3 laps | 1 lap | 74.69 | 1:43.208 | 6 | |
| DNC 14 | D1 | John DICKINSON | Anderson/PVP | 7 | 17:30.854 | 3 laps | 4:59.819 | 53.38 | 1:43.501 | 6 | |
| DNF GP | D1 | Lee HARPHAM | Anderson/Rotax | 5 | 8:40.128 | 5 laps | 2 laps | 77.03 | 1:37.557 | 4 | |
| DNF 3 | F25 | James O'REILLY | PVP/Honda | 5 | 9:02.728 | 5 laps | | 22.600 | 73.82 | 1:39.461 | 4 |
| DNF 93 | D1 | Stuart PARKER | Anderson/Rotax | 4 | 10:38.996 | 6 laps | 1 lap | 50.16 | 1:40.520 | 3 | |
| DNF 2 | F25 | Don KENNEDY | Anderson/Honda | 3 | 6:48.568 | 7 laps | 1 lap | 58.84 | 1:47.184 | 2 | |
| DNF 39 | F25 | Jon NEVILLE | Anderson/Honda | 2 | 3:33.375 | 8 laps | 1 lap | 75.11 | 1:42.493 | 2 | |
| DNF 10 | D1 | Roy BENNETT | ADE/Honda | 2 | 4:14.870 | 8 laps | | 41.495 | 62.88 | 1:58.670 | 2 |
| DNF 0 | D1 | Trevor ROBERTS | Anderson/BRC | 2 | 4:28.557 | 8 laps | | 13.687 | 59.67 | 2:30.676 | 1 |
| DNF 1 | D1 | Dave HARVEY | Anderson/FPE | 1 | 1:42.408 | 9 laps | 1 lap | 78.25 | 1:42.408 | 1 | |
| DNF 69 | D1 | Simon HOLLOWAY | PVP/Rotax | 1 | 2:27.773 | 9 laps | | 45.365 | 54.22 | | |
| DNF 22 | F25 | James TUCKER | Jade/Honda | 0 | | | | | | | |
| DNF 94 | D1 | Bob HOSIER | PVP/Rotax | 0 | | | | | | | |

FASTEST LAP

| | | | | | | | |
|----|-----|----------------|-----------|----|----------|-----------|------------|
| 9 | D1 | Mark OWENS | ADE/DEA | 10 | 1:34.737 | 84.58 mph | 136.13 kph |
| 3 | F25 | James O'REILLY | PVP/Honda | 4 | 1:39.461 | 80.57 mph | 129.66 kph |
| 03 | F12 | Danny EDWARDS | F1/TM | 9 | 1:47.532 | 74.52 mph | 119.93 kph |

Weather / Track : Cloudy / Wet

These results are provisional until the conclusion of any judicial and technical matters.

Oulton Park Island
Circuit Length = 2.2260 miles
Start: 12:03 End: 12:22

| | |
|-------------------|--------------|
| Clerk of Course : | Timekeeper : |
|-------------------|--------------|

BSA National Championship for Div.1 Superkarts

RACE 1 - LAP CHART

| Lap 1 | | | Lap 2 | | | Lap 3 | | | Lap 4 | | | Lap 5 | | |
|-------|----------|------------|-------|----------|------------|-------|----------|------------|-------|----------|------------|-------|----------|------------|
| No | Behind | Laptime | No | Behind | Laptime | No | Behind | Laptime | No | Behind | Laptime | No | Behind | Laptime |
| 1 | | 1:42.408 | GP | | 1:38.845 | 02 | | 1:37.008 | 02 | | 1:36.301 | 02 | | 1:37.539 |
| 02 | 1.214 | 1:43.622 | 02 | 0.607 | 1:39.963 | GP | 0.952 | 1:38.567 | GP | 2.208 | 1:37.557 | 03 | 1 LAP | 1:58.517 |
| GP | 1.725 | 1:44.133 | 9 | 2.331 | 1:40.369 | 9 | 1.888 | 1:37.172 | 9 | 2.452 | 1:36.865 | 55 | 2 LAPS | 4:00.391 |
| 9 | 2.532 | 1:44.940 | 3 | 8.994 | 1:41.315 | 98 | 1 LAP | 3:16.269 | 2 | 1 LAP | 1:48.996 P | 9 | 1.847 | 1:36.934 |
| 15 | 5.888 | 1:48.296 | 39 | 10.397 | 1:42.493 | 3 | 14.778 | 1:43.399 | 98 | 1 LAP | 1:43.967 | 135 | 1 LAP | 1:58.305 |
| 3 | 8.249 | 1:50.657 | 15 | 12.045 | 1:46.727 | 15 | 18.686 | 1:44.256 | 3 | 17.938 | 1:39.461 | 87 | 1 LAP | 1:58.253 |
| 39 | 8.474 | 1:50.882 | 17 | 18.491 | 1:42.383 | 17 | 20.549 | 1:39.673 | 93 | 2 LAPS | 4:51.048 P | 14 | 3 LAPS | 5:52.359 P |
| 98 | 11.696 | 1:54.104 | 8 | 23.685 | 1:50.771 | 111 | 34.901 | 1:48.459 | 17 | 24.150 | 1:39.902 | 98 | 1 LAP | 1:42.049 |
| 8 | 13.484 | 1:55.892 | 111 | 24.057 | 1:48.679 | 8 | 37.683 | 1:51.613 | 15 | 25.942 | 1:43.557 | 17 | 24.508 | 1:37.897 |
| 111 | 15.948 | 1:58.356 | 31 | 24.620 | 1:46.232 | 92 | 41.804 | 1:48.203 | 111 | 43.245 | 1:44.645 | GP | 25.695 | 2:01.026 P |
| 17 | 16.678 | 1:59.086 | 92 | 31.216 | 1:49.599 | 85 | 46.475 | 1:46.808 | 92 | 52.060 | 1:46.557 | 93 | 2 LAPS | 1:40.520 |
| 31 | 18.958 | 2:01.366 | 34 | 36.502 | 1:55.173 | 20 | 52.652 | 1:51.523 | 85 | 55.053 | 1:44.879 | 15 | 28.899 | 1:40.496 |
| 34 | 21.899 | 2:04.307 | 85 | 37.282 | 1:52.384 | 24 | 53.552 | 1:50.725 | 8 | 59.746 | 1:58.364 | 31 | 1 LAP | 3:00.042 P |
| 92 | 22.187 | 2:04.595 | 20 | 38.744 | 1:53.319 | 31 | 54.127 | 2:07.122 P | 20 | 1:03.030 | 1:46.679 | 3 | 48.295 | 2:07.896 P |
| 85 | 25.468 | 2:07.876 | 24 | 40.442 | 1:51.045 | 84 | 1:03.348 | 1:42.548 | 84 | 1:05.736 | 1:38.689 | 111 | 49.946 | 1:44.240 |
| 20 | 25.995 | 2:08.403 | 52 | 49.087 | 1:55.522 | 52 | 1:03.760 | 1:52.288 | 24 | 1:08.816 | 1:51.565 | 92 | 59.798 | 1:45.277 |
| 93 | 27.269 | 2:09.677 P | 10 | 51.892 | 1:58.670 | 30 | 1:07.692 | 1:50.733 | 52 | 1:17.938 | 1:50.479 | 85 | 1:04.770 | 1:47.256 |
| 24 | 29.967 | 2:12.375 | 55 | 52.351 | 1:58.521 | 12 | 1:12.756 | 1:53.970 | 30 | 1:27.583 | 1:56.192 | 84 | 1:08.499 | 1:40.302 |
| 10 | 33.792 | 2:16.200 | 30 | 54.574 | 1:59.271 | 03 | 1:16.363 | 1:59.375 | 12 | 1:29.824 | 1:53.369 | 8 | 1:09.717 | 1:47.510 |
| 03 | 33.824 | 2:16.232 | 03 | 54.603 | 2:01.349 | 99 | 1:16.580 | 1:57.240 | 36 | 1:32.182 | 1:51.632 | 20 | 1:11.438 | 1:45.947 |
| 52 | 34.135 | 2:16.543 | 12 | 56.401 | 1:59.440 | 36 | 1:16.851 | 1:56.520 | 99 | 1:33.963 | 1:53.684 | 24 | 1:17.410 | 1:46.133 |
| 55 | 34.400 | 2:16.808 | 99 | 56.955 | 2:00.748 | 135 | 1:21.639 | 1:59.591 | 34 | 1:35.593 | 1:49.160 | 52 | 1:30.024 | 1:49.625 |
| 30 | 35.873 | 2:18.281 | 36 | 57.946 | 1:59.499 | 87 | 1:22.164 | 1:58.780 | | | | | | |
| 135 | 36.413 | 2:18.821 | 84 | 58.415 | 1:42.374 | 34 | 1:22.734 | 2:23.847 | | | | | | |
| 99 | 36.777 | 2:19.185 | 135 | 59.663 | 2:03.820 | | | | | | | | | |
| 12 | 37.531 | 2:19.939 | 87 | 1:00.999 | 2:03.693 | | | | | | | | | |
| 87 | 37.876 | 2:20.284 | 0 | 1:05.579 | 1:57.881 P | | | | | | | | | |
| 36 | 39.017 | 2:21.425 | 2 | 1:36.594 | 1:47.184 | | | | | | | | | |
| 69 | 45.365 | 2:27.773 P | | | | | | | | | | | | |
| 0 | 48.268 | 2:30.676 | | | | | | | | | | | | |
| 14 | 53.587 | 2:35.995 P | | | | | | | | | | | | |
| 84 | 56.611 | 2:39.019 | | | | | | | | | | | | |
| 2 | 1:29.980 | 3:12.388 | | | | | | | | | | | | |

BSA National Championship for Div.1 Superkarts

RACE 1 - LAP CHART

| Lap 6 | | | Lap 7 | | | Lap 8 | | | Lap 9 | | | Lap 10 | | |
|-------|----------|------------|-------|----------|----------|-------|----------|----------|-------|----------|----------|--------|----------|----------|
| No | Behind | Laptime | No | Behind | Laptime | No | Behind | Laptime | No | Behind | Laptime | No | Behind | Laptime |
| 02 | | 1:37.392 | 02 | | 1:36.069 | 02 | | 1:35.772 | 02 | | 1:34.994 | 9 | | 1:34.737 |
| 9 | 1.056 | 1:36.601 | 9 | 0.772 | 1:35.785 | 9 | 0.324 | 1:35.324 | 9 | 0.947 | 1:35.617 | 8 | 1 LAP | 1:44.006 |
| 30 | 1 LAP | 1:49.044 | 52 | 1 LAP | 1:47.884 | 20 | 1 LAP | 1:46.754 | 8 | 1 LAP | 1:46.342 | 24 | 1 LAP | 1:44.548 |
| 12 | 1 LAP | 1:49.059 | 98 | 2 LAPS | 2:58.075 | 98 | 2 LAPS | 1:41.784 | 24 | 1 LAP | 1:44.801 | 98 | 2 LAPS | 1:39.678 |
| 36 | 1 LAP | 1:50.353 | 30 | 1 LAP | 1:46.412 | 52 | 1 LAP | 1:47.834 | 20 | 1 LAP | 1:45.402 | 20 | 1 LAP | 1:44.573 |
| 99 | 1 LAP | 1:53.393 | 12 | 1 LAP | 1:45.079 | 12 | 1 LAP | 1:43.997 | 98 | 2 LAPS | 1:41.502 | 02 | 30.600 | 2:06.284 |
| 55 | 2 LAPS | 1:50.161 | 36 | 1 LAP | 1:49.310 | 30 | 1 LAP | 1:46.511 | 52 | 1 LAP | 1:46.876 | 52 | 1 LAP | 1:51.737 |
| 03 | 1 LAP | 1:51.832 | 03 | 1 LAP | 1:49.457 | 36 | 1 LAP | 1:49.153 | 30 | 1 LAP | 1:45.829 | 30 | 1 LAP | 1:46.563 |
| 135 | 1 LAP | 1:54.404 | 99 | 1 LAP | 1:53.444 | 03 | 1 LAP | 1:47.792 | 12 | 1 LAP | 1:55.065 | 17 | 50.249 | 1:37.778 |
| 34 | 1 LAP | 2:03.131 | 55 | 2 LAPS | 1:52.319 | 17 | 44.932 | 1:39.073 | 36 | 1 LAP | 1:48.661 | 15 | 55.091 | 1:39.151 |
| 87 | 1 LAP | 1:55.831 | 34 | 1 LAP | 1:51.616 | 99 | 1 LAP | 1:51.673 | 17 | 48.155 | 1:38.217 | 36 | 1 LAP | 1:49.901 |
| 17 | 26.323 | 1:39.207 | 15 | 40.102 | 1:44.339 | 15 | 46.021 | 1:41.691 | 15 | 51.624 | 1:40.597 | 03 | 1 LAP | 1:47.532 |
| 14 | 3 LAPS | 1:53.653 | 135 | 1 LAP | 1:54.436 | 34 | 1 LAP | 1:47.970 | 03 | 1 LAP | 1:48.980 | 31 | 1 LAP | 1:39.689 |
| 15 | 31.832 | 1:40.325 | 17 | 41.631 | 1:51.377 | 31 | 1 LAP | 1:41.108 | 31 | 1 LAP | 1:42.186 | 14 | 3 LAPS | 1:44.052 |
| 31 | 1 LAP | 1:42.411 | 87 | 1 LAP | 1:52.803 | 87 | 1 LAP | 1:51.043 | 99 | 1 LAP | 1:52.490 | 34 | 1 LAP | 1:46.934 |
| 93 | 2 LAPS | 1:57.751 P | 14 | 3 LAPS | 1:50.706 | 135 | 1 LAP | 1:53.723 | 34 | 1 LAP | 1:49.922 | 99 | 1 LAP | 1:51.210 |
| 111 | 55.762 | 1:43.208 | 31 | 1 LAP | 1:41.011 | 14 | 3 LAPS | 1:50.588 | 14 | 3 LAPS | 1:43.501 | 87 | 1 LAP | 1:48.261 |
| 92 | 1:06.500 | 1:44.094 | 111 | 1:03.141 | 1:43.448 | 55 | 2 LAPS | 2:20.664 | 87 | 1 LAP | 1:49.792 | 84 | 1:27.496 | 1:38.163 |
| 85 | 1:11.621 | 1:44.243 | 92 | 1:14.892 | 1:44.461 | 84 | 1:22.273 | 1:42.569 | 135 | 1 LAP | 1:54.307 | 135 | 1 LAP | 1:50.371 |
| 84 | 1:12.145 | 1:41.038 | 84 | 1:15.476 | 1:39.400 | 92 | 1:23.223 | 1:44.103 | 84 | 1:25.017 | 1:37.738 | 92 | 1:40.366 | 1:44.141 |
| 8 | 1:19.903 | 1:47.578 | 85 | 1:18.319 | 1:42.767 | 85 | 1:24.735 | 1:42.188 | 55 | 2 LAPS | 1:49.766 | 85 | 1:40.375 | 1:43.456 |
| 24 | 1:26.405 | 1:46.387 | 8 | 1:29.184 | 1:45.350 | | | | 92 | 1:31.909 | 1:43.680 | 55 | 2 LAPS | 1:50.470 |
| 20 | 1:29.440 | 1:55.394 | 24 | 1:35.477 | 1:45.141 | | | | 85 | 1:32.603 | 1:42.862 | | | |

Oulton Park Island
 Circuit Length = 2.2260 miles
 Start: 12:03 End: 12:22

Performance & Economy Chip Tuning Sports/Saloon Car Championship

RACE 2 - CLASSIFICATION

| POS | NO | CL | NAME | ENTRY | LAPS | TIME | GAP | DIFF | MPH | BEST | ON |
|-----|-----|----|--------------------|-----------------------------|------|-----------|----------|----------|-------|----------|----|
| 1 | 10 | B | Alaistar CHALMERS | Caterham CSR/2300 | 13 | 23:08.053 | | | 75.05 | 1:44.194 | 13 |
| 2 | 1 | D | Paul DOBSON | Mazda RX7/2600 | 13 | 23:08.902 | 0.849 | 0.849 | 75.00 | 1:43.651 | 13 |
| 3 | 58 | A | Darren SMITH | TVR Tuscan/4500 | 13 | 23:57.642 | 49.589 | 48.740 | 72.46 | 1:46.533 | 12 |
| 4 | 96 | C | Chris ALLANSON | Z Cars Mini/1300 | 13 | 24:26.768 | 1:18.715 | 29.126 | 71.02 | 1:47.880 | 12 |
| 5 | 45 | E | Derek KELLY-COOPER | Vauxhall Vectra/2500 | 13 | 24:45.585 | 1:37.532 | 18.817 | 70.12 | 1:51.156 | 11 |
| 6 | 93 | C | Robert SPENCER | Stuart Taylor Locosaki/1200 | 13 | 24:48.469 | 1:40.416 | 2.884 | 69.98 | 1:52.111 | 12 |
| 7 | 91 | A | Jeremy SNOWDEN | Z Cars Mini Mayfair/2000 | 12 | 23:20.661 | 1 lap | 1 lap | 68.65 | 1:52.073 | 12 |
| 8 | 2 | E | Dannis COMPTON | BMW E30 M3/2500 | 12 | 23:34.967 | 1 lap | 14.306 | 67.96 | 1:50.081 | 10 |
| 9 | 52 | D | Andy ROBEY | BMW M3/3000 | 12 | 23:38.498 | 1 lap | 3.531 | 67.79 | 1:53.589 | 11 |
| 10 | 36 | A | Michael BLOMFIELD | Ford Sierra/6700 | 12 | 24:18.791 | 1 lap | 40.293 | 65.91 | 1:57.492 | 12 |
| 11 | 123 | A | Ric WOOD | Audi RS6/5700 | 12 | 24:19.385 | 1 lap | 0.594 | 65.89 | 1:52.191 | 12 |
| 12 | 95 | C | Paul WOOLFIT | Z Cars Mini/1300 | 12 | 24:45.304 | 1 lap | 25.919 | 64.74 | 1:54.068 | 10 |
| 13 | 38 | B | Kevin CRYER | Caterham 7/2000 | 12 | 24:56.893 | 1 lap | 11.589 | 64.24 | 1:59.852 | 12 |
| 14 | 6 | F | Phil HALL | Banks Lotus Europa/1598 | 12 | 25:09.454 | 1 lap | 12.561 | 63.70 | 1:58.794 | 10 |
| 15 | 66 | C | Lee JONES | Austin Mini/2000 | 11 | 23:10.658 | 2 laps | 1 lap | 63.38 | 1:59.867 | 10 |
| 16 | 25 | D | Bob CLAXTON | Renault 21 Turbo/2000 | 11 | 23:24.199 | 2 laps | 13.541 | 62.77 | 1:55.967 | 11 |
| 17 | 55 | B | Peter WANN | Westfield SEi/1800 | 11 | 23:30.590 | 2 laps | 6.391 | 62.49 | 2:01.006 | 7 |
| 18 | 37 | E | Brian ALLEN | Ford Fiesta XR2i/1615 | 11 | 23:50.191 | 2 laps | 19.601 | 61.63 | 2:05.754 | 9 |
| 19 | 3 | C | Chris MARIES | MK Indy Busa/1340 | 11 | 24:10.996 | 2 laps | 20.805 | 60.75 | 1:47.772 | 8 |
| 20 | 40 | B | Dave MARIES | Westfield SEi/1800 | 11 | 24:43.529 | 2 laps | 32.533 | 59.41 | 2:08.173 | 11 |
| 21 | 70 | F | John SPENCER | Peugeot 205GTi/1580 | 11 | 25:27.157 | 2 laps | 43.628 | 57.72 | 2:15.229 | 7 |
| 22 | 85 | F | Anthony HAYES | Mini/1430 | 10 | 24:15.799 | 3 laps | 1 lap | 55.04 | 2:19.830 | 6 |
| 23 | 43 | A | Graham BRINDLEY | Ford Escort RS2000/1998 | 10 | 25:17.255 | 3 laps | 1:01.456 | 52.81 | 2:04.669 | 7 |

NOT CLASSIFIED

| | | | | | | | | | | | |
|-----|----|---|----------------|---------------------|----|-----------|---------|--------|-------|----------|----|
| DNF | 90 | C | Danny KEENAN | MK Indy-RR/1300 | 11 | 22:55.212 | 2 laps | 0.000 | 64.09 | 1:52.384 | 10 |
| DNF | 26 | B | Cam FORBES | Westfield SEiW/2000 | 8 | 16:50.143 | 5 laps | 3 laps | 63.46 | 1:57.571 | 8 |
| DNF | 65 | B | Colin ROBINSON | Ford Escort/2500 | 8 | 16:52.099 | 5 laps | 1.956 | 63.34 | 1:58.085 | 8 |
| DNF | 39 | B | John MORRIS | Peugeot 206/2000 | 6 | 13:32.226 | 7 laps | 2 laps | 59.19 | 2:00.772 | 4 |
| DNF | 21 | B | Mark CAMPBELL | Lotus Elan/2000 | 1 | 3:04.355 | 12 laps | 5 laps | 43.46 | | |

FASTEST LAP

| | | | | | | | |
|----|---|-------------------|-------------------------|----|----------|-----------|------------|
| 1 | D | Paul DOBSON | Mazda RX7/2600 | 13 | 1:43.651 | 77.31 mph | 124.42 kph |
| 10 | B | Alaistar CHALMERS | Caterham CSR/2300 | 13 | 1:44.194 | 76.91 mph | 123.77 kph |
| 58 | A | Darren SMITH | TVR Tuscan/4500 | 12 | 1:46.533 | 75.22 mph | 121.05 kph |
| 3 | C | Chris MARIES | MK Indy Busa/1340 | 8 | 1:47.772 | 74.35 mph | 119.66 kph |
| 2 | E | Dannis COMPTON | BMW E30 M3/2500 | 10 | 1:50.081 | 72.79 mph | 117.15 kph |
| 6 | F | Phil HALL | Banks Lotus Europa/1598 | 10 | 1:58.794 | 67.45 mph | 108.56 kph |

CAR 123 YOU MUST FIT WORKING TRANSPONDER OR YOU WILL BE IGNORED

CAR 70 STILL 2 TRANSPONDERS PLEASE REMOVE ONE

Weather / Track : Rain / Wet

These results are provisional until the conclusion of any judicial and technical matters.

Oulton Park Island
Circuit Length = 2.2260 miles
Start: 12:35 End: 13:01

| | |
|-------------------|--------------|
| Clerk of Course : | Timekeeper : |
|-------------------|--------------|

Performance & Economy Chip Tuning Sports/Saloon Car Championship

RACE 2 - LAP CHART

| Lap 1 | | | Lap 2 | | | Lap 3 | | | Lap 4 | | | Lap 5 | | |
|-------|----------|------------|-------|----------|----------|-------|----------|----------|-------|----------|----------|-------|----------|----------|
| No | Behind | Laptime | No | Behind | Laptime | No | Behind | Laptime | No | Behind | Laptime | No | Behind | Laptime |
| 1 | | 1:51.934 | 1 | | 1:44.827 | 1 | | 1:45.451 | 1 | | 1:46.186 | 1 | | 1:48.266 |
| 10 | 1.175 | 1:53.109 | 10 | 3.521 | 1:47.173 | 10 | 3.925 | 1:45.855 | 10 | 2.718 | 1:44.979 | 10 | 0.642 | 1:46.190 |
| 96 | 7.968 | 1:59.902 | 96 | 15.474 | 1:52.333 | 96 | 19.592 | 1:49.569 | 40 | 1 LAP | 2:15.632 | 66 | 1 LAP | 2:06.200 |
| 36 | 11.157 | 2:03.091 | 3 | 17.726 | 1:49.831 | 3 | 20.153 | 1:47.878 | 70 | 1 LAP | 2:16.410 | 43 | 1 LAP | 2:09.140 |
| 58 | 11.925 | 2:03.859 | 58 | 19.392 | 1:52.294 | 58 | 23.324 | 1:49.383 | 85 | 1 LAP | 2:22.858 | 37 | 1 LAP | 2:08.524 |
| 3 | 12.722 | 2:04.656 | 45 | 24.446 | 1:53.418 | 45 | 31.975 | 1:52.980 | 58 | 26.925 | 1:49.787 | 25 | 1 LAP | 2:14.371 |
| 93 | 14.861 | 2:06.795 | 36 | 26.144 | 1:59.814 | 93 | 34.502 | 1:53.299 | 96 | 27.160 | 1:53.754 | 40 | 1 LAP | 2:11.974 |
| 45 | 15.855 | 2:07.789 | 93 | 26.654 | 1:56.620 | 91 | 40.198 | 1:55.220 | 45 | 40.409 | 1:54.620 | 96 | 27.510 | 1:48.616 |
| 91 | 18.781 | 2:10.715 | 91 | 30.429 | 1:56.475 | 36 | 42.493 | 2:01.800 | 93 | 43.139 | 1:54.823 | 58 | 27.859 | 1:49.200 |
| 52 | 19.792 | 2:11.726 | 52 | 32.172 | 1:57.207 | 52 | 59.043 | 2:12.322 | 3 | 43.840 | 2:09.873 | 70 | 1 LAP | 2:15.527 |
| 38 | 22.048 | 2:13.982 | 38 | 41.252 | 2:04.031 | 38 | 1:09.015 | 2:13.214 | 91 | 48.559 | 1:54.547 | 3 | 45.510 | 1:49.936 |
| 26 | 28.551 | 2:20.485 | 6 | 55.124 | 2:08.533 | 6 | 1:14.496 | 2:04.823 | 36 | 58.986 | 2:02.679 | 45 | 46.676 | 1:54.533 |
| 25 | 29.355 | 2:21.289 | 25 | 57.931 | 2:13.403 | 2 | 1:16.517 | 2:02.155 | 52 | 1:10.183 | 1:57.326 | 93 | 48.357 | 1:53.484 |
| 6 | 31.418 | 2:23.352 | 26 | 58.440 | 2:14.716 | 26 | 1:17.666 | 2:04.677 | 38 | 1:25.390 | 2:02.561 | 91 | 57.375 | 1:57.082 |
| 43 | 34.117 | 2:26.051 | 55 | 58.804 | 2:08.872 | 90 | 1:19.486 | 2:01.002 | 2 | 1:27.316 | 1:56.985 | 85 | 1 LAP | 2:27.093 |
| 55 | 34.759 | 2:26.693 | 43 | 59.400 | 2:10.110 | 55 | 1:19.581 | 2:06.228 | 90 | 1:27.933 | 1:54.633 | 36 | 1:13.797 | 2:03.077 |
| 65 | 36.771 | 2:28.705 | 65 | 59.483 | 2:07.539 | 65 | 1:20.185 | 2:06.153 | 26 | 1:37.125 | 2:05.645 | 52 | 1:18.269 | 1:56.352 |
| 90 | 40.997 | 2:32.931 | 2 | 59.813 | 2:00.317 | 39 | 1:24.966 | 2:07.033 | 6 | 1:37.794 | 2:09.484 | 2 | 1:31.952 | 1:52.902 |
| 37 | 42.494 | 2:34.428 | 39 | 1:03.384 | 2:04.464 | 123 | 1:27.191 | 2:04.535 | 55 | 1:37.946 | 2:04.551 | 38 | 1:41.752 | 2:04.628 |
| 39 | 43.747 | 2:35.681 | 90 | 1:03.935 | 2:07.765 | 95 | 1:28.927 | 2:01.400 | 65 | 1:38.121 | 2:04.122 | | | |
| 2 | 44.323 | 2:36.257 | 123 | 1:08.107 | 2:05.552 | 25 | 1:30.938 | 2:18.458 | 39 | 1:39.552 | 2:00.772 | | | |
| 70 | 45.630 | 2:37.564 | 37 | 1:10.537 | 2:12.870 | 43 | 1:31.367 | 2:17.418 | 123 | 1:41.221 | 2:00.216 | | | |
| 123 | 47.382 | 2:39.316 | 66 | 1:10.927 | 2:06.408 | 66 | 1:31.922 | 2:06.446 | 95 | 1:44.309 | 2:01.568 | | | |
| 40 | 48.714 | 2:40.648 | 95 | 1:12.978 | 2:07.157 | 37 | 1:34.813 | 2:09.727 | | | | | | |
| 85 | 48.922 | 2:40.856 | 40 | 1:18.986 | 2:15.099 | | | | | | | | | |
| 66 | 49.346 | 2:41.280 | 70 | 1:19.932 | 2:19.129 | | | | | | | | | |
| 95 | 50.648 | 2:42.582 | 85 | 1:30.866 | 2:26.771 | | | | | | | | | |
| 21 | 1:12.421 | 3:04.355 P | | | | | | | | | | | | |

CAR 123 YOU MUST FIT WORKING TRANSPONDER OR YOU WILL BE IGNORED
 CAR 70 STILL 2 TRANSPONDERS PLEASE REMOVE ONE
 Weather / Track : Rain / Wet

Oulton Park Island
 Circuit Length = 2.2260 miles
 Start: 12:35 End: 13:01

Performance & Economy Chip Tuning Sports/Saloon Car Championship

RACE 2 - LAP CHART

| Lap 6 | | | Lap 7 | | | Lap 8 | | | Lap 9 | | | Lap 10 | | |
|-------|----------|----------|-------|----------|------------|-------|----------|----------|-------|----------|----------|--------|----------|------------|
| No | Behind | Laptime | No | Behind | Laptime | No | Behind | Laptime | No | Behind | Laptime | No | Behind | Laptime |
| 1 | | 1:46.589 | 1 | | 1:50.401 | 1 | | 1:46.548 | 1 | | 1:45.681 | 10 | | 1:44.816 |
| 10 | 4.499 | 1:50.446 | 10 | 3.442 | 1:49.344 | 10 | 1.510 | 1:44.616 | 10 | 1.142 | 1:45.313 | 1 | 2.885 | 1:48.843 |
| 26 | 1 LAP | 2:05.447 | 38 | 1 LAP | 2:04.062 | 85 | 2 LAPS | 2:19.830 | 2 | 1 LAP | 1:54.852 | 52 | 1 LAP | 1:53.829 |
| 55 | 1 LAP | 2:05.793 | 26 | 1 LAP | 2:00.442 | 38 | 1 LAP | 2:00.782 | 70 | 2 LAPS | 2:15.229 | 43 | 2 LAPS | 2:32.922 P |
| 65 | 1 LAP | 2:05.808 | 123 | 1 LAP | 1:58.641 | 123 | 1 LAP | 1:55.474 | 36 | 1 LAP | 2:04.065 | 2 | 1 LAP | 1:52.087 |
| 123 | 1 LAP | 2:04.947 | 55 | 1 LAP | 2:02.317 | 26 | 1 LAP | 2:01.160 | 123 | 1 LAP | 1:55.054 | 40 | 2 LAPS | 2:09.069 |
| 39 | 1 LAP | 2:08.239 | 65 | 1 LAP | 2:02.372 | 65 | 1 LAP | 1:59.315 | 38 | 1 LAP | 2:01.069 | 36 | 1 LAP | 1:58.383 |
| 6 | 1 LAP | 2:12.304 | 6 | 1 LAP | 2:04.661 | 55 | 1 LAP | 2:01.006 | 26 | 1 LAP | 1:57.571 | 70 | 2 LAPS | 2:16.065 |
| 95 | 1 LAP | 2:06.559 | 95 | 1 LAP | 2:05.547 | 58 | 43.258 | 1:56.650 | 58 | 45.155 | 1:47.578 | 58 | 45.810 | 1:46.613 |
| 90 | 1 LAP | 2:25.519 | 90 | 1 LAP | 2:03.370 | 96 | 45.732 | 1:50.425 | 65 | 1 LAP | 1:58.085 | 123 | 1 LAP | 1:55.761 |
| 66 | 1 LAP | 2:03.031 | 58 | 33.156 | 1:51.935 | 6 | 1 LAP | 2:02.932 | 96 | 49.229 | 1:49.178 | 38 | 1 LAP | 2:00.031 |
| 37 | 1 LAP | 2:05.919 | 66 | 1 LAP | 2:03.590 | 90 | 1 LAP | 2:01.189 | 85 | 2 LAPS | 2:24.113 | 3 | 1 LAP | 3:38.189 |
| 43 | 1 LAP | 2:09.918 | 96 | 41.855 | 1:48.587 | 95 | 1 LAP | 2:02.266 | 95 | 1 LAP | 1:57.060 | 95 | 1 LAP | 1:57.487 |
| 58 | 31.622 | 1:50.352 | 37 | 1 LAP | 2:06.738 | 3 | 47.408 | 1:47.772 | 6 | 1 LAP | 2:01.099 | 96 | 1:10.700 | 2:07.429 |
| 25 | 1 LAP | 2:11.343 | 3 | 46.184 | 1:48.054 | 66 | 1 LAP | 2:01.143 | 66 | 1 LAP | 2:00.306 | 90 | 1 LAP | 1:57.104 |
| 96 | 43.669 | 2:02.748 | 43 | 1 LAP | 2:07.638 | 45 | 1:04.024 | 1:53.355 | 90 | 1 LAP | 2:03.716 | 6 | 1 LAP | 2:01.872 |
| 3 | 48.531 | 1:49.610 | 25 | 1 LAP | 2:04.043 | 43 | 1 LAP | 2:04.669 | 45 | 1:10.205 | 1:51.862 | 45 | 1:18.160 | 1:53.913 |
| 45 | 53.340 | 1:53.253 | 45 | 57.217 | 1:54.278 | 93 | 1:05.538 | 1:53.179 | 93 | 1:12.677 | 1:52.820 | 66 | 1 LAP | 2:01.644 |
| 40 | 1 LAP | 2:14.525 | 39 | 1 LAP | 2:36.037 P | 37 | 1 LAP | 2:07.961 | 55 | 1 LAP | 2:25.988 | 93 | 1:20.002 | 1:53.283 |
| 93 | 54.831 | 1:53.063 | 93 | 58.907 | 1:54.477 | 25 | 1 LAP | 2:03.994 | 25 | 1 LAP | 2:02.605 | 55 | 1 LAP | 2:03.852 |
| 70 | 1 LAP | 2:17.159 | 91 | 1:15.116 | 1:58.973 | 91 | 1:23.146 | 1:54.578 | 37 | 1 LAP | 2:06.364 | 25 | 1 LAP | 1:56.560 |
| 91 | 1:06.544 | 1:55.758 | 40 | 1 LAP | 2:14.319 | 52 | 1:42.699 | 1:57.007 | 91 | 1:33.976 | 1:56.511 | 85 | 2 LAPS | 2:26.520 |
| 52 | 1:27.773 | 1:56.093 | 70 | 1 LAP | 2:16.105 | 40 | 1 LAP | 2:13.532 | | | | 91 | 1:41.430 | 1:53.412 |
| 36 | 1:29.306 | 2:02.098 | 52 | 1:32.240 | 1:54.868 | | | | | | | | | |
| 85 | 1 LAP | 2:22.364 | 36 | 1:40.727 | 2:01.822 | | | | | | | | | |
| 2 | 1:38.693 | 1:53.330 | 2 | 1:41.468 | 1:53.176 | | | | | | | | | |

CAR 123 YOU MUST FIT WORKING TRANSPONDER OR YOU WILL BE IGNORED
 CAR 70 STILL 2 TRANSPONDERS PLEASE REMOVE ONE
 Weather / Track : Rain / Wet

Oulton Park Island
 Circuit Length = 2.2260 miles
 Start: 12:35 End: 13:01

Performance & Economy Chip Tuning Sports/Saloon Car Championship

RACE 2 - LAP CHART

| Lap 11 | | | Lap 12 | | | Lap 13 | | |
|--------|----------|----------|--------|----------|------------|--------|----------|----------|
| No | Behind | Laptime | No | Behind | Laptime | No | Behind | Laptime |
| 10 | | 1:45.457 | 10 | | 1:46.561 | 10 | | 1:44.194 |
| 37 | 2 LAPS | 2:05.754 | 1 | 1.392 | 1:45.075 | 1 | 0.849 | 1:43.651 |
| 1 | 2.878 | 1:45.450 | 55 | 2 LAPS | 2:02.660 | 66 | 2 LAPS | 2:00.743 |
| 52 | 1 LAP | 1:54.419 | 25 | 2 LAPS | 2:02.166 | 91 | 1 LAP | 1:52.073 |
| 2 | 1 LAP | 1:50.081 | 91 | 1 LAP | 1:55.317 | 25 | 2 LAPS | 1:55.967 |
| 36 | 1 LAP | 2:01.778 | 2 | 1 LAP | 1:51.781 | 55 | 2 LAPS | 2:02.630 |
| 58 | 47.173 | 1:46.820 | 37 | 2 LAPS | 2:05.768 | 2 | 1 LAP | 1:51.044 |
| 40 | 2 LAPS | 2:12.237 | 52 | 1 LAP | 1:53.589 | 52 | 1 LAP | 1:53.760 |
| 123 | 1 LAP | 1:54.151 | 85 | 3 LAPS | 2:22.844 | 37 | 2 LAPS | 2:06.138 |
| 70 | 2 LAPS | 2:15.806 | 58 | 47.145 | 1:46.533 | 58 | 49.589 | 1:46.638 |
| 96 | 1:13.326 | 1:48.083 | 36 | 1 LAP | 2:02.692 | 3 | 2 LAPS | 1:48.847 |
| 38 | 1 LAP | 2:08.531 | 3 | 2 LAPS | 3:36.350 | 85 | 3 LAPS | 2:22.550 |
| 95 | 1 LAP | 1:54.068 | 123 | 1 LAP | 1:53.547 | 36 | 1 LAP | 1:57.492 |
| 90 | 1 LAP | 1:52.384 | 40 | 2 LAPS | 2:08.321 | 123 | 1 LAP | 1:52.191 |
| 45 | 1:23.859 | 1:51.156 | 96 | 1:14.645 | 1:47.880 | 96 | 1:18.715 | 1:48.264 |
| 93 | 1:26.931 | 1:52.386 | 95 | 1 LAP | 1:54.487 | 40 | 2 LAPS | 2:08.173 |
| 6 | 1 LAP | 1:58.794 | 45 | 1:30.020 | 1:52.722 | 95 | 1 LAP | 1:55.123 |
| 66 | 1 LAP | 1:59.867 | 90 | 1 LAP | 1:55.599 | 45 | 1:37.532 | 1:51.706 |
| | | | 93 | 1:32.481 | 1:52.111 | 93 | 1:40.416 | 1:52.129 |
| | | | 38 | 1 LAP | 2:04.150 | 38 | 1 LAP | 1:59.852 |
| | | | 43 | 3 LAPS | 5:04.520 P | 6 | 1 LAP | 2:01.906 |
| | | | 70 | 2 LAPS | 2:18.346 | 43 | 3 LAPS | 2:14.869 |
| | | | 6 | 1 LAP | 1:59.694 | 70 | 2 LAPS | 2:19.817 |

CAR 123 YOU MUST FIT WORKING TRANSPONDER OR YOU WILL BE IGNORED
CAR 70 STILL 2 TRANSPONDERS PLEASE REMOVE ONE
Weather / Track : Rain / Wet

Oulton Park Island
 Circuit Length = 2.2260 miles
 Start: 12:35 End: 13:01

Autoglym Post Historic Touring Car Championship

RACE 3 - CLASSIFICATION

| POS | NO | CL | NAME | ENTRY | LAPS | TIME | GAP | DIFF | MPH | BEST | ON |
|-----|----|----|------------------------|------------------------------|------|-----------|---------------|--------|-------|----------|----|
| 1 | 1 | C | Stephen PRIMETT | Ford Escort/2000 | 10 | 19:21.811 | | | 68.97 | 1:52.881 | 9 |
| 2 | 55 | A | David HOWARD | Jaguar XJ12/5343 | 10 | 19:25.294 | 3.483 | 3.483 | 68.76 | 1:52.344 | 9 |
| 3 | 49 | C | Mark OSBOURN | Triumph Dolomite Sprint/1998 | 10 | 19:41.334 | 19.523 | 16.040 | 67.83 | 1:53.579 | 10 |
| 4 | 21 | C | John WRIGHT | Ford Escort/2000 | 10 | 19:42.358 | 20.547 | 1.024 | 67.77 | 1:54.953 | 9 |
| 5 | 2 | C | Jason CHRISTIE | Ford Escort RS2000/2000 | 10 | 20:13.112 | 51.301 | 30.754 | 66.05 | 1:54.230 | 10 |
| 6 | 84 | C | Chris NIXON | Ford Escort RS2000/2000 | 10 | 20:14.020 | 52.209 | 0.908 | 66.00 | 1:58.075 | 7 |
| 7 | 22 | B | William JENKINS | BMW 3.0CSL/3153 | 9 | 19:22.054 | 1 lap | 1 lap | 62.06 | 2:03.157 | 8 |
| 8 | 12 | D | Tony CRATES | Ford Lotus Cortina Mk1/1598 | 9 | 19:23.029 | 1 lap | 0.975 | 62.01 | 2:04.054 | 8 |
| 9 | 3 | D | James CHRISTIE | Hillman Avenger/1600 | 9 | 19:25.405 | 1 lap | 2.376 | 61.88 | 2:03.843 | 8 |

NOT CLASSIFIED

| | | | | | | | | | | | |
|------------|----|---|--------------------|---------------------------|---|----------|---------------|--------|-------|----------|---|
| <i>DNF</i> | 95 | C | Lee ALLGOOD | Ford Escort Mk1/2000 | 3 | 6:35.281 | 7 laps | 6 laps | 60.81 | 2:05.379 | 3 |
| <i>DNF</i> | 90 | C | Paul CONBOY | Vauxhall Firenza HPF/2300 | 0 | | | | | | |

FASTEST LAP

| | | | | | | | |
|----|---|------------------------|----------------------|---|----------|-----------|------------|
| 55 | A | David HOWARD | Jaguar XJ12/5343 | 9 | 1:52.344 | 71.33 mph | 114.79 kph |
| 1 | C | Stephen PRIMETT | Ford Escort/2000 | 9 | 1:52.881 | 70.99 mph | 114.24 kph |
| 22 | B | William JENKINS | BMW 3.0CSL/3153 | 8 | 2:03.157 | 65.06 mph | 104.71 kph |
| 3 | D | James CHRISTIE | Hillman Avenger/1600 | 8 | 2:03.843 | 64.70 mph | 104.13 kph |

Weather / Track : Cloudy / Drying

These results are provisional until the conclusion of any judicial and technical matters.

Oulton Park Island
Circuit Length = 2.2260 miles
Start: 14:21 End: 14:42

| | | |
|-------------------|--|--------------|
| Clerk of Course : | | Timekeeper : |
|-------------------|--|--------------|

Autoglym Post Historic Touring Car Championship

RACE 3 - LAP CHART

| Lap 1 | | | Lap 2 | | | Lap 3 | | | Lap 4 | | | Lap 5 | | |
|-------|--------|----------|-------|--------|----------|-------|--------|----------|-------|--------|----------|-------|----------|----------|
| No | Behind | Laptime | No | Behind | Laptime | No | Behind | Laptime | No | Behind | Laptime | No | Behind | Laptime |
| 55 | | 2:04.932 | 55 | | 1:58.049 | 1 | | 1:56.557 | 1 | | 1:55.754 | 1 | | 1:55.513 |
| 2 | 1.200 | 2:06.132 | 1 | 0.448 | 1:57.054 | 55 | 4.549 | 2:01.554 | 55 | 5.094 | 1:56.299 | 55 | 4.887 | 1:55.306 |
| 1 | 1.443 | 2:06.375 | 2 | 3.431 | 2:00.280 | 21 | 7.232 | 1:59.334 | 21 | 10.047 | 1:58.569 | 21 | 11.580 | 1:57.046 |
| 21 | 2.996 | 2:07.928 | 21 | 4.903 | 1:59.956 | 49 | 7.929 | 1:59.209 | 49 | 11.084 | 1:58.909 | 49 | 12.789 | 1:57.218 |
| 49 | 4.390 | 2:09.322 | 49 | 5.725 | 1:59.384 | 84 | 13.032 | 2:01.914 | 84 | 17.785 | 2:00.507 | 84 | 24.607 | 2:02.335 |
| 84 | 5.603 | 2:10.535 | 84 | 8.123 | 2:00.569 | 2 | 23.371 | 2:16.945 | 2 | 26.873 | 1:59.256 | 2 | 40.250 | 2:08.890 |
| 12 | 16.597 | 2:21.529 | 95 | 26.921 | 2:07.823 | 95 | 35.295 | 2:05.379 | 3 | 56.068 | 2:07.760 | 3 | 1:08.189 | 2:07.634 |
| 95 | 17.147 | 2:22.079 | 12 | 31.573 | 2:13.025 | 3 | 44.062 | 2:08.728 | 12 | 57.206 | 2:07.625 | 12 | 1:09.583 | 2:07.890 |
| 3 | 19.699 | 2:24.631 | 3 | 32.339 | 2:10.689 | 12 | 45.335 | 2:10.767 | 22 | 59.815 | 2:08.284 | 22 | 1:10.341 | 2:06.039 |
| 22 | 20.783 | 2:25.715 | 22 | 34.623 | 2:11.889 | 22 | 47.285 | 2:09.667 | | | | | | |

Autoglym Post Historic Touring Car Championship

RACE 3 - LAP CHART

| Lap 6 | | | Lap 7 | | | Lap 8 | | | Lap 9 | | | Lap 10 | | |
|-------|----------|----------|-------|----------|----------|-------|----------|----------|-------|--------|----------|--------|--------|----------|
| No | Behind | Laptime | No | Behind | Laptime | No | Behind | Laptime | No | Behind | Laptime | No | Behind | Laptime |
| 1 | | 1:54.200 | 1 | | 1:54.071 | 1 | | 1:53.651 | 1 | | 1:52.881 | 1 | | 1:55.755 |
| 55 | 5.787 | 1:55.100 | 55 | 6.260 | 1:54.544 | 55 | 7.062 | 1:54.453 | 55 | 6.525 | 1:52.344 | 22 | 1 LAP | 2:03.751 |
| 21 | 13.775 | 1:56.395 | 21 | 16.618 | 1:56.914 | 21 | 19.152 | 1:56.185 | 21 | 21.224 | 1:54.953 | 12 | 1 LAP | 2:06.963 |
| 49 | 14.332 | 1:55.743 | 49 | 17.024 | 1:56.763 | 49 | 19.262 | 1:55.889 | 49 | 21.699 | 1:55.318 | 55 | 3.483 | 1:52.713 |
| 84 | 30.645 | 2:00.238 | 84 | 34.649 | 1:58.075 | 84 | 39.875 | 1:58.877 | 84 | 48.012 | 2:01.018 | 3 | 1 LAP | 2:10.047 |
| 2 | 44.010 | 1:57.960 | 2 | 47.908 | 1:57.969 | 2 | 50.797 | 1:56.540 | 2 | 52.826 | 1:54.910 | 49 | 19.523 | 1:53.579 |
| 3 | 1:20.686 | 2:06.697 | 3 | 1:31.991 | 2:05.376 | 3 | 1:42.183 | 2:03.843 | | | | 21 | 20.547 | 1:55.078 |
| 12 | 1:21.844 | 2:06.461 | 12 | 1:32.488 | 2:04.715 | 12 | 1:42.891 | 2:04.054 | | | | 2 | 51.301 | 1:54.230 |
| 22 | 1:23.059 | 2:06.918 | 22 | 1:35.622 | 2:06.634 | 22 | 1:45.128 | 2:03.157 | | | | 84 | 52.209 | 1:59.952 |

Imoressions Classic Thunder Championship & Blue Oval Series

RACE 6 - CLASSIFICATION

| POS | NO | CL | NAME | ENTRY | LAPS | TIME | GAP | DIFF | MPH | BEST | ON |
|-----|----|----|------------------|---------------------------|------|-----------|----------|--------|-------|----------|----|
| 1 | 71 | B | Andy DAVIES | BMW M3/3000 | 13 | 21:48.215 | | | 79.63 | 1:38.798 | 7 |
| 2 | 23 | 1 | Craig RAINER | Ford Escort MkII/2000 | 13 | 21:50.168 | 1.953 | 1.953 | 79.51 | 1:38.319 | 13 |
| 3 | 28 | B | Allan DAVIES | BMW M3/2500 | 13 | 22:31.085 | 42.870 | 40.917 | 77.10 | 1:40.871 | 4 |
| 4 | 47 | A | Piers GRANGE | Ford Sierra XR8/5500 | 13 | 22:42.823 | 54.608 | 11.738 | 76.44 | 1:41.099 | 2 |
| 5 | 75 | 1 | Paul EVANS | Ford Escort/2400 | 13 | 22:44.210 | 55.995 | 1.387 | 76.36 | 1:42.203 | 12 |
| 6 | 58 | 3 | Steve HORNER | Ford XR2/1600 | 13 | 23:37.283 | 1:49.068 | 53.073 | 73.50 | 1:44.857 | 11 |
| 7 | 1 | E | Chris LESTER | Ford XR2/1600 | 12 | 21:49.558 | 1 lap | 1 lap | 73.43 | 1:46.611 | 11 |
| 8 | 20 | B | Terry GILBERT | Mitsubishi Starion/1997 | 12 | 21:50.469 | 1 lap | 0.911 | 73.38 | 1:46.130 | 10 |
| 9 | 27 | C | David HILL | Honda Civic/2000 | 12 | 21:57.403 | 1 lap | 6.934 | 72.99 | 1:46.956 | 8 |
| 10 | 73 | F | Adam CROFT | Peugeot 205GTi/1900 | 12 | 21:59.714 | 1 lap | 2.311 | 72.86 | 1:43.133 | 12 |
| 11 | 31 | E | Stuart MacMASTER | Honda Civic/1600 | 12 | 22:37.513 | 1 lap | 37.799 | 70.83 | 1:47.930 | 8 |
| 12 | 2 | 4 | Brian LONG | Ford Fiesta XR2/1600 | 12 | 22:43.915 | 1 lap | 6.402 | 70.50 | 1:50.308 | 11 |
| 13 | 93 | F | Dean RAYMOND | Vauxhall Astra/1998 | 12 | 22:43.940 | 1 lap | 0.025 | 70.50 | 1:49.390 | 7 |
| 14 | 90 | C | Glynn ALLEN | BMW M3 E30/2300 | 12 | 22:52.109 | 1 lap | 8.169 | 70.08 | 1:49.993 | 12 |
| 15 | 29 | 1 | Robert DRUMMOND | Ford Cosworth Escort/2000 | 12 | 23:05.173 | 1 lap | 13.064 | 69.42 | 1:48.678 | 8 |

NOT CLASSIFIED

| | | | | | | | | | | | |
|-----|----|---|-----------------|-----------------------------|----|-----------|---------|----------|-------|----------|---|
| DNF | 86 | 1 | Scott MATTHAIS | Ford Sierra Cosworth/2000 | 10 | 18:15.137 | 3 laps | 2 laps | 73.17 | 1:46.228 | 9 |
| DNF | 24 | C | Andy WILLIAMS | Ford Sierra Sapphire/2500 | 8 | 14:30.620 | 5 laps | 2 laps | 73.63 | 1:43.453 | 4 |
| DNF | 36 | F | Keith WILKINSON | Mini Cooper 'S' | 8 | 16:22.126 | 5 laps | 1:51.506 | 65.27 | 1:55.520 | 6 |
| DNF | 99 | D | Andy WILSON | Toyota Starlet/2100 | 6 | 11:02.556 | 7 laps | 2 laps | 72.56 | 1:43.666 | 6 |
| DNF | 42 | 1 | Jeff WINDSOR | Ford Sierra Cosworth/2000 | 5 | 9:20.074 | 8 laps | 1 lap | 71.54 | 1:44.969 | 2 |
| DNF | 19 | 2 | Graham WAIT | Ford Escort/2000 | 3 | 5:30.512 | 10 laps | 2 laps | 72.73 | 1:46.984 | 2 |
| DNF | 65 | D | Evan MORRIS | Ford Fiesta XR2/1998 | 2 | 4:53.572 | 11 laps | 1 lap | 54.59 | 2:30.298 | 1 |
| DNF | 6 | 3 | Andy ROBINSON | Ford Fiesta XR2/1600 | 1 | 1:53.522 | 12 laps | 1 lap | 70.59 | 1:53.522 | 1 |
| DNF | 22 | 1 | Peter MAXWELL | Ford Escort Cosworth/2000 | 1 | 2:03.585 | 12 laps | 10.063 | 64.84 | 2:03.585 | 1 |
| DNF | 74 | B | Neil PHILPOTTS | Mitsubishi Starion Evo/2000 | 0 | | | | | | |

FASTEST LAP

| | | | | | | | |
|----|---|---------------|---------------------------|----|----------|-----------|------------|
| 23 | 1 | Craig RAINER | Ford Escort MkII/2000 | 13 | 1:38.319 | 81.50 mph | 131.17 kph |
| 71 | B | Andy DAVIES | BMW M3/3000 | 7 | 1:38.798 | 81.11 mph | 130.53 kph |
| 47 | A | Piers GRANGE | Ford Sierra XR8/5500 | 2 | 1:41.099 | 79.26 mph | 127.56 kph |
| 73 | F | Adam CROFT | Peugeot 205GTi/1900 | 12 | 1:43.133 | 77.70 mph | 125.04 kph |
| 24 | C | Andy WILLIAMS | Ford Sierra Sapphire/2500 | 4 | 1:43.453 | 77.46 mph | 124.66 kph |
| 99 | D | Andy WILSON | Toyota Starlet/2100 | 6 | 1:43.666 | 77.30 mph | 124.40 kph |
| 58 | 3 | Steve HORNER | Ford XR2/1600 | 11 | 1:44.857 | 76.42 mph | 122.99 kph |
| 1 | E | Chris LESTER | Ford XR2/1600 | 11 | 1:46.611 | 75.16 mph | 120.96 kph |
| 19 | 2 | Graham WAIT | Ford Escort/2000 | 2 | 1:46.984 | 74.90 mph | 120.54 kph |
| 2 | 4 | Brian LONG | Ford Fiesta XR2/1600 | 11 | 1:50.308 | 72.64 mph | 116.91 kph |

Weather / Track : Cloudy / Dry

These results are provisional until the conclusion of any judicial and technical matters.

Oulton Park Island
Circuit Length = 2.2260 miles
Start: 14:55 End: 15:19

Clerk of Course :

Timekeeper :

Imoressions Classic Thunder Championship & Blue Oval Series

RACE 6 - LAP CHART

| Lap 1 | | | Lap 2 | | | Lap 3 | | | Lap 4 | | | Lap 5 | | |
|-------|--------|----------|-------|----------|------------|-------|----------|----------|-------|----------|----------|-------|----------|------------|
| No | Behind | Laptime | No | Behind | Laptime | No | Behind | Laptime | No | Behind | Laptime | No | Behind | Laptime |
| 47 | | 1:51.422 | 47 | | 1:41.099 | 71 | | 1:40.465 | 71 | | 1:39.283 | 71 | | 1:40.080 |
| 71 | 0.160 | 1:51.582 | 71 | 0.686 | 1:41.625 | 47 | 0.785 | 1:41.936 | 47 | 3.744 | 1:42.242 | 23 | 4.164 | 1:40.381 |
| 6 | 2.100 | 1:53.522 | 23 | 3.842 | 1:41.765 | 23 | 3.029 | 1:40.338 | 23 | 3.863 | 1:40.117 | 28 | 6.788 | 1:40.978 |
| 24 | 2.185 | 1:53.607 | 28 | 4.316 | 1:42.753 | 28 | 4.302 | 1:41.137 | 28 | 5.890 | 1:40.871 | 47 | 7.715 | 1:44.051 |
| 28 | 2.662 | 1:54.084 | 42 | 8.548 | 1:44.969 | 75 | 15.562 | 1:47.514 | 75 | 20.713 | 1:44.434 | 75 | 23.822 | 1:43.189 |
| 23 | 3.176 | 1:54.598 | 75 | 9.199 | 1:44.774 | 42 | 15.939 | 1:48.542 | 42 | 24.175 | 1:47.519 | 24 | 29.707 | 1:45.178 |
| 19 | 3.727 | 1:55.149 | 19 | 9.612 | 1:46.984 | 19 | 16.840 | 1:48.379 | 24 | 24.609 | 1:43.453 | 1 | 44.449 | 1:50.205 |
| 42 | 4.678 | 1:56.100 | 1 | 15.818 | 1:49.115 | 24 | 20.439 | 1:44.022 | 1 | 34.324 | 1:49.730 | 99 | 45.855 | 1:44.295 |
| 75 | 5.524 | 1:56.946 | 24 | 17.568 | 1:56.482 | 1 | 23.877 | 1:49.210 | 86 | 40.136 | 1:48.227 | 42 | 47.039 | 2:02.944 P |
| 1 | 7.802 | 1:59.224 | 86 | 22.538 | 1:51.023 | 86 | 31.192 | 1:49.805 | 99 | 41.640 | 1:46.066 | 58 | 48.494 | 1:46.223 |
| 22 | 12.163 | 2:03.585 | 20 | 24.439 | 1:52.059 | 20 | 32.911 | 1:49.623 | 20 | 42.194 | 1:48.566 | 86 | 48.716 | 1:48.660 |
| 86 | 12.614 | 2:04.036 | 58 | 25.019 | 1:51.669 | 27 | 33.892 | 1:49.359 | 58 | 42.351 | 1:47.381 | 20 | 49.677 | 1:47.563 |
| 20 | 13.479 | 2:04.901 | 27 | 25.684 | 1:50.889 | 58 | 34.253 | 1:50.385 | 27 | 44.270 | 1:49.661 | 27 | 52.720 | 1:48.530 |
| 58 | 14.449 | 2:05.871 | 99 | 26.857 | 1:51.612 | 99 | 34.857 | 1:49.151 | 2 | 57.060 | 1:53.758 | 29 | 1:07.510 | 1:49.955 |
| 27 | 15.894 | 2:07.316 | 2 | 29.643 | 1:54.686 | 2 | 42.585 | 1:54.093 | 29 | 57.635 | 1:49.127 | 73 | 1:09.188 | 1:47.985 |
| 2 | 16.056 | 2:07.478 | 29 | 37.603 | 1:57.206 | 29 | 47.791 | 1:51.339 | 31 | 1:00.684 | 1:49.754 | 31 | 1:11.061 | 1:50.457 |
| 99 | 16.344 | 2:07.766 | 31 | 38.244 | 1:57.239 | 31 | 50.213 | 1:53.120 | 73 | 1:01.283 | 1:48.954 | 2 | 1:11.063 | 1:54.083 |
| 36 | 18.438 | 2:09.860 | 90 | 39.643 | 1:57.534 | 73 | 51.612 | 1:52.102 | 93 | 1:04.282 | 1:50.937 | 93 | 1:14.299 | 1:50.097 |
| 29 | 21.496 | 2:12.918 | 93 | 40.238 | 1:57.627 | 93 | 52.628 | 1:53.541 | 90 | 1:07.571 | 1:52.809 | 90 | 1:20.287 | 1:52.796 |
| 31 | 22.104 | 2:13.526 | 73 | 40.661 | 1:53.271 | 90 | 54.045 | 1:55.553 | 36 | 1:20.758 | 1:57.094 | 36 | 1:37.978 | 1:57.300 |
| 90 | 23.208 | 2:14.630 | 36 | 46.484 | 2:09.145 | 36 | 1:02.947 | 1:57.614 | | | | | | |
| 93 | 23.710 | 2:15.132 | 65 | 1:21.051 | 2:23.274 P | | | | | | | | | |
| 73 | 28.489 | 2:19.911 | | | | | | | | | | | | |
| 65 | 38.876 | 2:30.298 | | | | | | | | | | | | |

Imoressions Classic Thunder Championship & Blue Oval Series

RACE 6 - LAP CHART

| Lap 6 | | | Lap 7 | | | Lap 8 | | | Lap 9 | | | Lap 10 | | |
|-------|----------|----------|-------|----------|----------|-------|----------|------------|-------|----------|------------|--------|----------|----------|
| No | Behind | Laptime | No | Behind | Laptime | No | Behind | Laptime | No | Behind | Laptime | No | Behind | Laptime |
| 71 | | 1:39.733 | 71 | | 1:38.798 | 71 | | 1:39.176 | 71 | | 1:39.322 | 71 | | 1:40.395 |
| 23 | 3.598 | 1:39.167 | 23 | 4.105 | 1:39.305 | 23 | 3.995 | 1:39.066 | 23 | 3.830 | 1:39.157 | 23 | 3.200 | 1:39.765 |
| 28 | 14.838 | 1:47.783 | 36 | 1 LAP | 1:55.520 | 90 | 1 LAP | 1:51.684 | 2 | 1 LAP | 1:51.740 | 31 | 1 LAP | 1:52.488 |
| 47 | 15.424 | 1:47.442 | 28 | 18.243 | 1:42.203 | 28 | 22.428 | 1:43.361 | 93 | 1 LAP | 1:51.323 | 29 | 1 LAP | 1:54.340 |
| 75 | 28.607 | 1:44.518 | 47 | 20.463 | 1:43.837 | 47 | 26.299 | 1:45.012 | 90 | 1 LAP | 1:51.931 | 2 | 1 LAP | 1:51.002 |
| 24 | 34.487 | 1:44.513 | 75 | 34.090 | 1:44.281 | 36 | 1 LAP | 2:00.978 | 28 | 24.645 | 1:41.539 | 93 | 1 LAP | 1:50.732 |
| 99 | 49.788 | 1:43.666 | 24 | 41.463 | 1:45.774 | 75 | 39.267 | 1:44.353 | 47 | 31.434 | 1:44.457 | 28 | 25.318 | 1:41.068 |
| 1 | 52.477 | 1:47.761 | 1 | 1:01.555 | 1:47.876 | 24 | 59.878 | 1:57.591 P | 75 | 43.431 | 1:43.486 | 90 | 1 LAP | 1:51.845 |
| 58 | 53.675 | 1:44.914 | 58 | 1:01.763 | 1:46.886 | 1 | 1:08.992 | 1:46.613 | 36 | 1 LAP | 2:14.615 P | 47 | 39.188 | 1:48.149 |
| 86 | 56.296 | 1:47.313 | 86 | 1:04.691 | 1:47.193 | 58 | 1:09.148 | 1:46.561 | 1 | 1:16.793 | 1:47.123 | 75 | 46.040 | 1:43.004 |
| 20 | 58.206 | 1:48.262 | 20 | 1:06.931 | 1:47.523 | 86 | 1:11.914 | 1:46.399 | 58 | 1:17.093 | 1:47.267 | 58 | 1:22.108 | 1:45.410 |
| 27 | 1:00.425 | 1:47.438 | 27 | 1:08.766 | 1:47.139 | 20 | 1:14.095 | 1:46.340 | 86 | 1:18.820 | 1:46.228 | 1 | 1:23.511 | 1:47.113 |
| 29 | 1:17.260 | 1:49.483 | 73 | 1:25.445 | 1:46.242 | 27 | 1:16.546 | 1:46.956 | 20 | 1:21.078 | 1:46.305 | 86 | 1:24.678 | 1:46.253 |
| 73 | 1:18.001 | 1:48.546 | 29 | 1:27.772 | 1:49.310 | 73 | 1:31.491 | 1:45.222 | 27 | 1:24.226 | 1:47.002 | 20 | 1:26.813 | 1:46.130 |
| 31 | 1:19.924 | 1:48.596 | 31 | 1:29.133 | 1:48.007 | 29 | 1:37.274 | 1:48.678 | 73 | 1:37.279 | 1:45.110 | 27 | 1:30.989 | 1:47.158 |
| 2 | 1:22.475 | 1:51.145 | 2 | 1:35.554 | 1:51.877 | 31 | 1:37.887 | 1:47.930 | | | | | | |
| 93 | 1:25.964 | 1:51.398 | 93 | 1:36.556 | 1:49.390 | | | | | | | | | |
| 90 | 1:32.840 | 1:52.286 | | | | | | | | | | | | |

Imoressions Classic Thunder Championship & Blue Oval Series

RACE 6 - LAP CHART

| Lap 11 | | | Lap 12 | | | Lap 13 | | |
|--------|----------|----------|--------|----------|----------|--------|----------|----------|
| No | Behind | Laptime | No | Behind | Laptime | No | Behind | Laptime |
| 71 | | 1:39.266 | 71 | | 1:39.051 | 71 | | 1:39.439 |
| 73 | 1 LAP | 1:44.750 | 27 | 1 LAP | 1:47.791 | 1 | 1 LAP | 1:48.977 |
| 23 | 2.869 | 1:38.935 | 23 | 3.073 | 1:39.255 | 23 | 1.953 | 1:38.319 |
| 31 | 1 LAP | 1:49.763 | 73 | 1 LAP | 1:44.488 | 20 | 1 LAP | 1:46.505 |
| 28 | 31.402 | 1:45.350 | 31 | 1 LAP | 1:55.011 | 27 | 1 LAP | 1:48.164 |
| 2 | 1 LAP | 1:51.586 | 28 | 37.891 | 1:45.540 | 73 | 1 LAP | 1:43.133 |
| 93 | 1 LAP | 1:51.643 | 2 | 1 LAP | 1:50.308 | 28 | 42.870 | 1:44.418 |
| 29 | 1 LAP | 2:02.834 | 93 | 1 LAP | 1:50.894 | 31 | 1 LAP | 1:51.622 |
| 90 | 1 LAP | 1:50.854 | 47 | 50.684 | 1:44.116 | 47 | 54.608 | 1:43.363 |
| 47 | 45.619 | 1:45.697 | 75 | 52.181 | 1:42.203 | 2 | 1 LAP | 1:52.159 |
| 75 | 49.029 | 1:42.255 | 90 | 1 LAP | 1:50.194 | 93 | 1 LAP | 1:51.226 |
| 58 | 1:27.699 | 1:44.857 | 29 | 1 LAP | 1:57.950 | 75 | 55.995 | 1:43.253 |
| 1 | 1:30.856 | 1:46.611 | 58 | 1:37.632 | 1:48.984 | 90 | 1 LAP | 1:49.993 |
| 20 | 1:34.239 | 1:46.692 | | | | 29 | 1 LAP | 2:02.033 |
| | | | | | | 58 | 1:49.068 | 1:50.875 |

Hammerite Classic Group 1 Touring Car Championship

RACE 4 - CLASSIFICATION

| POS | NO | CL | NAME | ENTRY | LAPS | TIME | GAP | DIFF | MPH | BEST | ON |
|-----|----|----|-------------------|---------------------------|------|-----------|----------|--------|-------|----------|----|
| 1 | 55 | A | David HOWARD | Jaguar XJ12/5343 | 13 | 22:31.333 | | | 77.09 | 1:42.219 | 4 |
| 2 | 1 | B | Jim McLOUGHLIN | Ford Capri/3000 | 13 | 22:31.749 | 0.416 | 0.416 | 77.06 | 1:42.761 | 10 |
| 3 | 11 | C | Roger STANFORD | BMW 2002/2000 | 13 | 23:02.330 | 30.997 | 30.581 | 75.36 | 1:44.016 | 6 |
| 4 | 22 | B | William JENKINS | BMW 3.0CSL/3153 | 13 | 23:41.272 | 1:09.939 | 38.942 | 73.29 | 1:46.971 | 11 |
| 5 | 4 | B | Tim SCOTT ANDREWS | Rove Vitesse/3528 | 13 | 23:41.510 | 1:10.177 | 0.238 | 73.28 | 1:45.865 | 5 |
| 6 | 37 | C | Matthew IRONS | BMW 323/2300 | 13 | 24:09.326 | 1:37.993 | 27.816 | 71.87 | 1:49.281 | 5 |
| 7 | 90 | C | Paul CONBOY | Vauxhall Firenza HPF/2300 | 13 | 24:18.952 | 1:47.619 | 9.626 | 71.40 | 1:49.546 | 8 |
| 8 | 92 | F | Daniel SMOUGHTON | BMW 320/1998 | 12 | 23:13.293 | 1 lap | 1 lap | 69.01 | 1:54.208 | 4 |

FASTEST LAP

| | | | | | | | |
|----|---|------------------|------------------|----|----------|-----------|------------|
| 55 | A | David HOWARD | Jaguar XJ12/5343 | 4 | 1:42.219 | 78.39 mph | 126.16 kph |
| 1 | B | Jim McLOUGHLIN | Ford Capri/3000 | 10 | 1:42.761 | 77.98 mph | 125.50 kph |
| 11 | C | Roger STANFORD | BMW 2002/2000 | 6 | 1:44.016 | 77.04 mph | 123.98 kph |
| 92 | F | Daniel SMOUGHTON | BMW 320/1998 | 4 | 1:54.208 | 70.16 mph | 112.92 kph |

Weather / Track : Cloudy / Dry

These results are provisional until the conclusion of any judicial and technical matters.

Oulton Park Island
 Circuit Length = 2.2260 miles
 Start: 15:44 End: 16:09

| | | |
|-------------------|--|--------------|
| Clerk of Course : | | Timekeeper : |
|-------------------|--|--------------|

Hammerite Classic Group 1 Touring Car Championship

RACE 4 - LAP CHART

| Lap 1 | | | Lap 2 | | | Lap 3 | | | Lap 4 | | | Lap 5 | | |
|-------|--------|----------|-------|--------|----------|-------|--------|----------|-------|--------|----------|-------|----------|----------|
| No | Behind | Laptime | No | Behind | Laptime | No | Behind | Laptime | No | Behind | Laptime | No | Behind | Laptime |
| 55 | | 1:50.894 | 55 | | 1:42.529 | 55 | | 1:42.355 | 55 | | 1:42.219 | 55 | | 1:42.515 |
| 1 | 0.370 | 1:51.264 | 1 | 1.742 | 1:43.901 | 1 | 2.621 | 1:43.234 | 1 | 3.699 | 1:43.297 | 1 | 4.133 | 1:42.949 |
| 11 | 2.014 | 1:52.908 | 11 | 3.624 | 1:44.139 | 11 | 8.729 | 1:47.460 | 11 | 12.477 | 1:45.967 | 11 | 14.492 | 1:44.530 |
| 4 | 8.367 | 1:59.261 | 4 | 13.556 | 1:47.718 | 4 | 18.177 | 1:46.976 | 4 | 22.357 | 1:46.399 | 4 | 25.707 | 1:45.865 |
| 22 | 9.547 | 2:00.441 | 22 | 17.080 | 1:50.062 | 22 | 24.138 | 1:49.413 | 22 | 30.754 | 1:48.835 | 22 | 36.988 | 1:48.749 |
| 37 | 10.484 | 2:01.378 | 37 | 18.389 | 1:50.434 | 37 | 25.471 | 1:49.437 | 37 | 32.626 | 1:49.374 | 37 | 39.392 | 1:49.281 |
| 92 | 14.243 | 2:05.137 | 90 | 26.713 | 1:54.234 | 90 | 37.673 | 1:53.315 | 90 | 47.014 | 1:51.560 | 90 | 54.938 | 1:50.439 |
| 90 | 15.008 | 2:05.902 | 92 | 27.781 | 1:56.067 | 92 | 40.406 | 1:54.980 | 92 | 52.395 | 1:54.208 | 92 | 1:04.826 | 1:54.946 |

Hammerite Classic Group 1 Touring Car Championship

RACE 4 - LAP CHART

| Lap 6 | | | Lap 7 | | | Lap 8 | | | Lap 9 | | | Lap 10 | | |
|-------|----------|----------|-------|----------|----------|-------|----------|----------|-------|----------|----------|--------|----------|----------|
| No | Behind | Laptime | No | Behind | Laptime | No | Behind | Laptime | No | Behind | Laptime | No | Behind | Laptime |
| 55 | | 1:43.187 | 55 | | 1:43.630 | 55 | | 1:44.240 | 55 | | 1:44.157 | 55 | | 1:43.100 |
| 1 | 4.833 | 1:43.887 | 1 | 4.341 | 1:43.138 | 1 | 3.272 | 1:43.171 | 1 | 2.094 | 1:42.979 | 1 | 1.755 | 1:42.761 |
| 11 | 15.321 | 1:44.016 | 11 | 15.827 | 1:44.136 | 11 | 16.451 | 1:44.864 | 11 | 17.514 | 1:45.220 | 92 | 1 LAP | 1:55.474 |
| 22 | 42.564 | 1:48.763 | 22 | 47.279 | 1:48.345 | 22 | 51.157 | 1:48.118 | 22 | 54.545 | 1:47.545 | 11 | 20.827 | 1:46.413 |
| 37 | 45.983 | 1:49.778 | 4 | 50.112 | 1:47.446 | 4 | 52.007 | 1:46.135 | 4 | 54.705 | 1:46.855 | 22 | 1:00.060 | 1:48.615 |
| 4 | 46.296 | 2:03.776 | 37 | 52.338 | 1:49.985 | 37 | 57.844 | 1:49.746 | 37 | 1:04.046 | 1:50.359 | 4 | 1:02.389 | 1:50.784 |
| 90 | 1:02.298 | 1:50.547 | 90 | 1:09.007 | 1:50.339 | 90 | 1:14.313 | 1:49.546 | 90 | 1:20.178 | 1:50.022 | 37 | 1:12.905 | 1:51.959 |
| 92 | 1:16.025 | 1:54.386 | 92 | 1:28.001 | 1:55.606 | 92 | 1:40.387 | 1:56.626 | | | | 90 | 1:26.901 | 1:49.823 |

Hammerite Classic Group 1 Touring Car Championship

RACE 4 - LAP CHART

| Lap 11 | | | Lap 12 | | | Lap 13 | | |
|--------|----------|----------|--------|----------|----------|--------|----------|----------|
| No | Behind | Laptime | No | Behind | Laptime | No | Behind | Laptime |
| 55 | | 1:42.866 | 55 | | 1:44.432 | 55 | | 1:45.209 |
| 1 | 1.897 | 1:43.008 | 1 | 0.533 | 1:43.068 | 1 | 0.416 | 1:45.092 |
| 92 | 1 LAP | 1:55.254 | 11 | 27.947 | 1:46.777 | 11 | 30.997 | 1:48.259 |
| 11 | 25.602 | 1:47.641 | 92 | 1 LAP | 1:55.409 | 92 | 1 LAP | 1:55.200 |
| 22 | 1:04.165 | 1:46.971 | 22 | 1:07.692 | 1:47.959 | 22 | 1:09.939 | 1:47.456 |
| 4 | 1:05.874 | 1:46.351 | 4 | 1:07.994 | 1:46.552 | 4 | 1:10.177 | 1:47.392 |
| 37 | 1:22.193 | 1:52.154 | 37 | 1:30.172 | 1:52.411 | 37 | 1:37.993 | 1:53.030 |
| 90 | 1:34.544 | 1:50.509 | 90 | 1:41.509 | 1:51.397 | 90 | 1:47.619 | 1:51.319 |

BSA National Championship for Div.1 Superkarts

RACE 7 - CLASSIFICATION

| POS | NO | CL | NAME | ENTRY | LAPS | TIME | GAP | DIFF | MPH | BEST | ON |
|-----|----|-----|-----------------|----------------|------|-----------|----------|----------|-------|----------|----|
| 1 | 0 | D1 | Trevor ROBERTS | Anderson/BRC | 10 | 13:46.343 | | | 96.97 | 1:21.058 | 10 |
| 2 | 6 | D1 | Gavin BENNETT | Anderson/FPE | 10 | 13:46.899 | 0.556 | 0.556 | 96.91 | 1:20.970 | 4 |
| 3 | 9 | D1 | Mark OWENS | ADE/DEA | 10 | 13:54.493 | 8.150 | 7.594 | 96.02 | 1:21.856 | 4 |
| 4 | 17 | D1 | Malcolm CROWE | Anderson/FPE | 10 | 14:04.534 | 18.191 | 10.041 | 94.88 | 1:22.789 | 5 |
| 5 | 1 | D1 | Dave HARVEY | Anderson/FPE | 10 | 14:11.079 | 24.736 | 6.545 | 94.15 | 1:23.282 | 7 |
| 6 | 15 | D1 | Paul KENNINGS | Anderson/Rotax | 10 | 14:11.228 | 24.885 | 0.149 | 94.14 | 1:23.707 | 9 |
| 7 | 04 | D1 | Carl KINSEY | Anderson/Rotax | 10 | 14:37.715 | 51.372 | 26.487 | 91.30 | 1:25.907 | 10 |
| 8 | 22 | F25 | James TUCKER | Jade/Honda | 10 | 14:44.785 | 58.442 | 7.070 | 90.57 | 1:25.681 | 7 |
| 9 | 39 | F25 | Jon NEVILLE | Anderson/Honda | 10 | 14:45.443 | 59.100 | 0.658 | 90.50 | 1:26.669 | 9 |
| 10 | 14 | D1 | John DICKINSON | Anderson/PVP | 10 | 14:46.721 | 1:00.378 | 1.278 | 90.37 | 1:26.845 | 9 |
| 11 | 8 | D1 | Neil BAGLEY | PVP/Rotax | 10 | 14:46.785 | 1:00.442 | 0.064 | 90.36 | 1:26.655 | 10 |
| 12 | 85 | D1 | Gary PARKES | PVP/Rotax | 10 | 14:51.787 | 1:05.444 | 5.002 | 89.86 | 1:27.031 | 6 |
| 13 | 2 | F25 | Don KENNEDY | Anderson/Honda | 10 | 14:52.622 | 1:06.279 | 0.835 | 89.77 | 1:26.492 | 6 |
| 14 | 02 | D1 | Carl HULME | Anderson/FPE | 10 | 14:54.435 | 1:08.092 | 1.813 | 89.59 | 1:23.225 | 6 |
| 15 | 31 | F25 | Sam MOSS | Anderson/Honda | 10 | 14:58.489 | 1:12.146 | 4.054 | 89.18 | 1:28.443 | 5 |
| 16 | 20 | F25 | Toby DAVIES | Anderson/Honda | 10 | 15:02.519 | 1:16.176 | 4.030 | 88.79 | 1:27.634 | 9 |
| 17 | 92 | F25 | Mark VAUGHAN | Anderson/Honda | 10 | 15:08.609 | 1:22.266 | 6.090 | 88.19 | 1:28.611 | 8 |
| 18 | 10 | D1 | Roy BENNETT | ADE/Honda | 10 | 15:15.418 | 1:29.075 | 6.809 | 87.54 | 1:29.393 | 7 |
| 19 | 98 | D1 | Vic HEMPSHALL | Anderson/Rotax | 9 | 13:48.938 | 1 lap | 1 lap | 87.00 | 1:29.405 | 6 |
| 20 | 24 | F25 | Darran SMITH | Anderson/Honda | 9 | 13:51.297 | 1 lap | 2.359 | 86.75 | 1:29.548 | 6 |
| 21 | 52 | F25 | Steve BURTON | Anderson/Honda | 9 | 14:06.982 | 1 lap | 15.685 | 85.15 | 1:32.399 | 2 |
| 22 | 12 | F25 | Richard SANDERS | ADE/Honda | 9 | 14:12.366 | 1 lap | 5.384 | 84.61 | 1:32.204 | 9 |
| 23 | 36 | F25 | Paul WALLEY | Anderson/Honda | 9 | 14:36.029 | 1 lap | 23.663 | 82.32 | 1:34.651 | 9 |
| 24 | 87 | F25 | Ian CHALLINOR | F1/Rotax | 9 | 15:11.240 | 1 lap | 35.211 | 79.14 | 1:38.077 | 9 |
| 25 | 84 | D1 | Rob CHILCOTT | Anderson/Rotax | 8 | 13:51.382 | 2 laps | 1 lap | 77.11 | 1:22.821 | 6 |
| 26 | 99 | F25 | Tony GREEN | Anderson/Honda | 8 | 14:56.966 | 2 laps | 1:05.584 | 71.47 | 1:41.339 | 6 |

NOT CLASSIFIED

| | | | | | | | | | | | |
|-----|-----|-----|----------------|----------------|---|-----------|--------|--------|-------|----------|---|
| DNF | 34 | D1 | Steve BRIGGS | Raider/TM | 8 | 11:55.857 | 2 laps | | 89.55 | 1:25.780 | 6 |
| DNF | 03 | F12 | Danny EDWARDS | F1/TM | 8 | 12:40.588 | 2 laps | 44.731 | 84.28 | 1:33.143 | 5 |
| DNF | 69 | D1 | Simon HOLLOWAY | PVP/Rotax | 7 | 10:37.634 | 3 laps | 1 lap | 87.97 | 1:26.611 | 6 |
| DNF | 30 | F25 | Amdrew DEAN | ADE/Honda | 7 | 10:50.104 | 3 laps | 12.470 | 86.28 | 1:29.979 | 7 |
| DNF | 3 | F25 | James O'REILLY | PVP/Honda | 6 | 8:55.753 | 4 laps | 1 lap | 89.74 | 1:26.766 | 5 |
| DNF | 93 | D1 | Stuart PARKER | Anderson/Rotax | 5 | 7:38.987 | 5 laps | 1 lap | 87.29 | 1:26.399 | 3 |
| DNF | 111 | F25 | Paul PLATT | PVP/Honda | 1 | 1:40.177 | 9 laps | 4 laps | 79.99 | 1:40.177 | 1 |
| DNF | 94 | D1 | Bob HOSIER | PVP/Rotax | 0 | | | | | | |

FASTEST LAP

| | | | | | | | |
|----|-----|---------------|--------------|---|----------|-----------|------------|
| 6 | D1 | Gavin BENNETT | Anderson/FPE | 4 | 1:20.970 | 98.96 mph | 159.27 kph |
| 22 | F25 | James TUCKER | Jade/Honda | 7 | 1:25.681 | 93.52 mph | 150.51 kph |
| 03 | F12 | Danny EDWARDS | F1/TM | 5 | 1:33.143 | 86.03 mph | 138.46 kph |

Weather / Track : Cloudy / Dry

These results are provisional until the conclusion of any judicial and technical matters.

Oulton Park Island
Circuit Length = 2.2260 miles
Start: 16:17 End: 16:33

Clerk of Course :

Timekeeper :

BSA National Championship for Div.1 Superkarts

RACE 7 - LAP CHART

| Lap 1 | | | Lap 2 | | | Lap 3 | | | Lap 4 | | | Lap 5 | | |
|-------|--------|------------|-------|--------|----------|-------|----------|------------|-------|----------|----------|-------|----------|------------|
| No | Behind | Laptime | No | Behind | Laptime | No | Behind | Laptime | No | Behind | Laptime | No | Behind | Laptime |
| 9 | | 1:27.049 | 0 | | 1:23.140 | 0 | | 1:22.366 | 0 | | 1:21.875 | 0 | | 1:22.003 |
| 0 | 1.566 | 1:28.615 | 02 | 1.955 | 1:24.795 | 6 | 1.308 | 1:21.417 | 6 | 0.403 | 1:20.970 | 6 | 0.427 | 1:22.027 |
| 02 | 1.866 | 1:28.915 | 6 | 2.257 | 1:22.953 | 9 | 3.269 | 1:23.052 | 9 | 3.250 | 1:21.856 | 9 | 3.396 | 1:22.149 |
| 17 | 3.441 | 1:30.490 | 9 | 2.583 | 1:27.289 | 17 | 3.820 | 1:23.490 | 17 | 5.343 | 1:23.398 | 17 | 6.129 | 1:22.789 |
| 15 | 3.762 | 1:30.811 | 17 | 2.696 | 1:23.961 | 15 | 7.147 | 1:25.461 | 15 | 9.807 | 1:24.535 | 15 | 12.059 | 1:24.255 |
| 6 | 4.010 | 1:31.059 | 15 | 4.052 | 1:24.996 | 1 | 11.369 | 1:25.000 | 1 | 13.001 | 1:23.507 | 1 | 14.735 | 1:23.737 |
| 14 | 6.476 | 1:33.525 | 1 | 8.735 | 1:25.495 | 14 | 14.336 | 1:27.463 | 14 | 21.531 | 1:29.070 | 99 | 1 LAP | 1:56.377 P |
| 85 | 7.299 | 1:34.348 | 14 | 9.239 | 1:27.469 | 85 | 16.783 | 1:28.050 | 04 | 22.645 | 1:27.340 | 14 | 27.863 | 1:28.335 |
| 1 | 7.946 | 1:34.995 | 85 | 11.099 | 1:28.506 | 3 | 16.922 | 1:27.027 | 85 | 23.091 | 1:28.183 | 04 | 27.991 | 1:27.349 |
| 8 | 9.065 | 1:36.114 | 04 | 11.510 | 1:27.074 | 04 | 17.180 | 1:28.036 | 3 | 23.679 | 1:28.632 | 3 | 28.442 | 1:26.766 |
| 04 | 9.142 | 1:36.191 | 3 | 12.261 | 1:27.473 | 39 | 18.498 | 1:27.236 | 39 | 23.698 | 1:27.075 | 39 | 29.000 | 1:27.305 |
| 3 | 9.494 | 1:36.543 | 39 | 13.628 | 1:28.006 | 22 | 19.473 | 1:26.661 | 22 | 23.804 | 1:26.206 | 22 | 29.150 | 1:27.349 |
| 34 | 9.965 | 1:37.014 | 8 | 13.925 | 1:29.566 | 8 | 19.970 | 1:28.411 | 8 | 25.773 | 1:27.678 | 85 | 29.905 | 1:28.817 |
| 98 | 10.000 | 1:37.049 | 22 | 15.178 | 1:27.339 | 31 | 22.269 | 1:28.852 | 34 | 28.806 | 1:27.400 | 8 | 30.824 | 1:27.054 |
| 39 | 10.328 | 1:37.377 | 31 | 15.783 | 1:28.904 | 34 | 23.281 | 1:29.590 | 69 | 29.657 | 1:28.118 | 34 | 33.549 | 1:26.746 |
| 93 | 10.421 | 1:37.470 | 34 | 16.057 | 1:30.798 | 69 | 23.414 | 1:29.464 | 2 | 29.849 | 1:28.099 | 69 | 34.760 | 1:27.106 |
| 31 | 11.585 | 1:38.634 | 69 | 16.316 | 1:28.335 | 2 | 23.625 | 1:29.272 | 31 | 30.102 | 1:29.708 | 2 | 35.025 | 1:27.179 |
| 22 | 12.545 | 1:39.594 | 2 | 16.719 | 1:28.377 | 93 | 23.944 | 1:26.399 | 93 | 30.428 | 1:28.359 | 31 | 36.542 | 1:28.443 |
| 69 | 12.687 | 1:39.736 | 10 | 18.945 | 1:30.789 | 20 | 27.765 | 1:30.578 | 20 | 35.752 | 1:29.862 | 93 | 40.988 | 1:32.563 P |
| 92 | 12.833 | 1:39.882 | 92 | 19.061 | 1:30.934 | 92 | 28.552 | 1:31.857 | 10 | 36.617 | 1:29.876 | 20 | 42.092 | 1:28.343 |
| 10 | 12.862 | 1:39.911 | 20 | 19.553 | 1:30.658 | 10 | 28.616 | 1:32.037 | 92 | 36.964 | 1:30.287 | 92 | 44.770 | 1:29.809 |
| 2 | 13.048 | 1:40.097 | 93 | 19.911 | 1:34.196 | 30 | 32.310 | 1:32.255 | 30 | 41.682 | 1:31.247 | 10 | 44.839 | 1:30.225 |
| 111 | 13.128 | 1:40.177 | 52 | 22.185 | 1:32.399 | 52 | 33.889 | 1:34.070 | 98 | 41.910 | 1:29.883 | 98 | 50.385 | 1:30.478 |
| 20 | 13.601 | 1:40.650 | 30 | 22.421 | 1:33.007 | 98 | 33.902 | 1:29.993 | 24 | 43.135 | 1:30.760 | 24 | 51.239 | 1:30.107 |
| 30 | 14.120 | 1:41.169 | 24 | 25.297 | 1:33.575 | 24 | 34.250 | 1:31.319 | 52 | 45.206 | 1:33.192 | 30 | 51.582 | 1:31.903 |
| 52 | 14.492 | 1:41.541 | 12 | 26.272 | 1:34.710 | 12 | 37.977 | 1:34.071 | 12 | 49.450 | 1:33.348 | 52 | 56.468 | 1:33.265 |
| 12 | 16.268 | 1:43.317 | 98 | 26.275 | 1:40.981 | 03 | 38.907 | 1:34.107 | 03 | 50.523 | 1:33.491 | 02 | 57.613 | 1:23.897 |
| 24 | 16.428 | 1:43.477 | 03 | 27.166 | 1:34.990 | 36 | 50.293 | 1:36.262 | 02 | 55.719 | 1:25.617 | 12 | 1:01.400 | 1:33.953 |
| 03 | 16.882 | 1:43.931 | 36 | 36.397 | 1:40.554 | 02 | 51.977 | 2:12.388 | 36 | 1:04.116 | 1:35.698 | 03 | 1:01.663 | 1:33.143 |
| 36 | 20.549 | 1:47.598 | 87 | 40.886 | 1:42.096 | 87 | 1:00.117 | 1:41.597 | 84 | 1 LAP | 1:23.703 | 84 | 1 LAP | 1:23.419 |
| 87 | 23.496 | 1:50.545 | 99 | 44.278 | 1:44.280 | 99 | 1:04.966 | 1:43.054 | 87 | 1:18.733 | 1:40.491 | 36 | 1:17.725 | 1:35.612 |
| 99 | 24.704 | 1:51.753 | | | | 84 | 1 LAP | 3:28.633 P | | | | | | |
| 84 | 30.880 | 1:57.929 P | | | | | | | | | | | | |

Oulton Park Island
Circuit Length = 2.2260 miles
Start: 16:17 End: 16:33

Weather / Track : Cloudy / Dry

BSA National Championship for Div.1 Superkarts

RACE 7 - LAP CHART

| Lap 6 | | | Lap 7 | | | Lap 8 | | | Lap 9 | | | Lap 10 | | |
|-------|----------|----------|-------|----------|------------|-------|----------|------------|-------|----------|----------|--------|----------|----------|
| No | Behind | Laptime | No | Behind | Laptime | No | Behind | Laptime | No | Behind | Laptime | No | Behind | Laptime |
| 0 | | 1:21.698 | 0 | | 1:22.272 | 6 | | 1:21.658 | 6 | | 1:21.426 | 0 | | 1:21.058 |
| 6 | 0.461 | 1:21.732 | 6 | 0.173 | 1:21.984 | 0 | 0.018 | 1:21.849 | 0 | 0.059 | 1:21.467 | 6 | 0.556 | 1:21.673 |
| 9 | 3.878 | 1:22.180 | 9 | 4.308 | 1:22.702 | 12 | 1 LAP | 1:33.160 | 84 | 2 LAPS | 1:24.463 | 98 | 1 LAP | 1:30.673 |
| 17 | 7.969 | 1:23.538 | 17 | 9.365 | 1:23.668 | 03 | 1 LAP | 1:33.370 | 9 | 6.753 | 1:23.661 | 24 | 1 LAP | 1:30.557 |
| 87 | 1 LAP | 1:38.915 | 99 | 2 LAPS | 2:35.877 P | 9 | 4.518 | 1:22.041 | 52 | 1 LAP | 1:33.275 | 84 | 2 LAPS | 1:25.546 |
| 15 | 15.134 | 1:24.773 | 36 | 1 LAP | 1:35.645 | 17 | 13.681 | 1:26.147 | 12 | 1 LAP | 1:33.418 | 9 | 8.150 | 1:22.514 |
| 1 | 16.818 | 1:23.781 | 15 | 17.426 | 1:24.564 | 15 | 19.618 | 1:24.023 | 03 | 1 LAP | 1:33.388 | 17 | 18.191 | 1:23.721 |
| 04 | 32.295 | 1:26.002 | 1 | 17.828 | 1:23.282 | 1 | 20.497 | 1:24.500 | 17 | 15.587 | 1:23.332 | 52 | 1 LAP | 1:33.345 |
| 14 | 33.318 | 1:27.153 | 87 | 1 LAP | 1:38.794 | 36 | 1 LAP | 1:34.820 | 15 | 21.899 | 1:23.707 | 1 | 24.736 | 1:23.491 |
| 22 | 33.724 | 1:26.272 | 04 | 36.087 | 1:26.064 | 99 | 2 LAPS | 1:41.339 | 1 | 22.362 | 1:23.291 | 15 | 24.885 | 1:24.103 |
| 39 | 34.350 | 1:27.048 | 22 | 37.133 | 1:25.681 | 04 | 41.173 | 1:26.917 | 36 | 1 LAP | 1:35.189 | 12 | 1 LAP | 1:32.204 |
| 85 | 35.238 | 1:27.031 | 39 | 41.053 | 1:28.975 | 22 | 42.389 | 1:27.087 | 04 | 46.582 | 1:26.835 | 36 | 1 LAP | 1:34.651 |
| 3 | 36.056 | 1:29.312 | 14 | 41.060 | 1:30.014 | 39 | 47.500 | 1:28.278 | 22 | 48.074 | 1:27.111 | 04 | 51.372 | 1:25.907 |
| 8 | 36.894 | 1:27.768 | 34 | 41.443 | 1:26.084 | 14 | 47.932 | 1:28.703 | 99 | 2 LAPS | 1:42.472 | 22 | 58.442 | 1:31.485 |
| 34 | 37.631 | 1:25.780 | 8 | 43.288 | 1:28.666 | 8 | 49.272 | 1:27.815 | 39 | 52.743 | 1:26.669 | 39 | 59.100 | 1:27.474 |
| 69 | 39.673 | 1:26.611 | 2 | 45.928 | 1:28.381 | 87 | 1 LAP | 1:40.794 | 14 | 53.351 | 1:26.845 | 14 | 1:00.378 | 1:28.144 |
| 2 | 39.819 | 1:26.492 | 85 | 46.013 | 1:33.047 | 2 | 51.033 | 1:26.936 | 8 | 54.904 | 1:27.058 | 8 | 1:00.442 | 1:26.655 |
| 31 | 43.850 | 1:29.006 | 31 | 50.132 | 1:28.554 | 85 | 51.816 | 1:27.634 | 85 | 58.321 | 1:27.931 | 85 | 1:05.444 | 1:28.240 |
| 20 | 49.543 | 1:29.149 | 69 | 55.665 | 1:38.264 P | 34 | 52.057 | 1:32.445 P | 2 | 58.351 | 1:28.744 | 2 | 1:06.279 | 1:29.045 |
| 92 | 52.344 | 1:29.272 | 20 | 56.080 | 1:28.809 | 31 | 57.129 | 1:28.828 | 31 | 1:04.611 | 1:28.908 | 02 | 1:08.092 | 1:24.260 |
| 10 | 53.111 | 1:29.970 | 92 | 58.697 | 1:28.625 | 02 | 1:02.136 | 1:23.466 | 02 | 1:04.949 | 1:24.239 | 99 | 2 LAPS | 1:41.814 |
| 98 | 58.092 | 1:29.405 | 10 | 1:00.232 | 1:29.393 | 20 | 1:02.336 | 1:28.087 | 87 | 1 LAP | 1:39.931 | 31 | 1:12.146 | 1:28.652 |
| 24 | 59.089 | 1:29.548 | 02 | 1:00.501 | 1:23.633 | 92 | 1:05.477 | 1:28.611 | 20 | 1:08.544 | 1:27.634 | 20 | 1:16.176 | 1:28.749 |
| 02 | 59.140 | 1:23.225 | 98 | 1:05.852 | 1:30.032 | 10 | 1:08.577 | 1:30.176 | 92 | 1:13.414 | 1:29.363 | 92 | 1:22.266 | 1:29.969 |
| 30 | 1:00.428 | 1:30.544 | 24 | 1:07.390 | 1:30.573 | 98 | 1:14.465 | 1:30.444 | 10 | 1:18.389 | 1:31.238 | 87 | 1 LAP | 1:38.077 |
| 52 | 1:07.971 | 1:33.201 | 30 | 1:08.135 | 1:29.979 | 24 | 1:16.940 | 1:31.381 | | | | 10 | 1:29.075 | 1:31.803 |
| 12 | 1:13.887 | 1:34.185 | 52 | 1:18.393 | 1:32.694 | | | | | | | | | |
| 03 | 1:14.133 | 1:34.168 | 84 | 1 LAP | 1:22.821 | | | | | | | | | |
| 84 | 1 LAP | 1:24.868 | | | | | | | | | | | | |

Thermex Classic Saloon/Historic Touring Car Series

RACE 5 - CLASSIFICATION

| POS | NO | CL | NAME | ENTRY | LAPS | TIME | GAP | DIFF | MPH | BEST | ON |
|----------------|----|-------------------------|-------------------------------|-------------------------|----------|-----------|-----------------|----------|-------|----------|----|
| 1 | 11 | F | Roger STANFORD | Lotus Cortina Mk1/1600 | 12 | 22:16.792 | | | 71.93 | 1:48.156 | 4 |
| 2 | 46 | F | Peter WOODHEAD | Ford Lotus Cortina/1558 | 12 | 22:30.990 | 14.198 | 14.198 | 71.17 | 1:49.835 | 4 |
| 3 | 4 | F | Thomas LAILEY de VILLE | Lotus Cortina/1598 | 12 | 22:34.513 | 17.721 | 3.523 | 70.99 | 1:50.968 | 9 |
| 4 | 8 | C | Nick JONES | Ford Anglia 105E/1500 | 12 | 22:41.935 | 25.143 | 7.422 | 70.60 | 1:51.496 | 10 |
| 5 | 77 | C | Richard SPRIGG | Ford Anglia/1558 | 12 | 22:42.526 | 25.734 | 0.591 | 70.57 | 1:51.023 | 5 |
| 6 | 31 | B | Grant CLEARWATER | Ford Zephyr MKII/2558 | 12 | 23:46.514 | 1:29.722 | 1:03.988 | 67.41 | 1:56.435 | 10 |
| 7 | 1 | E | Andy MESSHAM | Austin Mini/850 | 12 | 23:47.481 | 1:30.689 | 0.967 | 67.36 | 1:56.366 | 10 |
| 8 | 83 | F | Tim DODWELL | Austin Cooper 'S'/1275 | 11 | 22:18.951 | 1 lap | 1 lap | 65.83 | 1:59.048 | 3 |
| 9 | 19 | D | Alan BOYCE | Morris Minor/1275 | 11 | 23:59.750 | 1 lap | 1:40.799 | 61.22 | 2:08.219 | 11 |
| 10 | 70 | E | James MEEKS | Austin Mini Cooper/850 | 10 | 23:26.424 | 2 laps | 1 lap | 56.97 | 2:16.769 | 6 |
| NOT CLASSIFIED | | | | | | | | | | | |
| DNF | 68 | E | Keith WRIGHT | Morris Minor/948 | 6 | 13:43.722 | 6 laps | 4 laps | 58.37 | 2:14.414 | 2 |
| DNF | 89 | F | Ken SELFE | Marcos GT/1300 | 5 | 10:03.483 | 7 laps | 1 lap | 66.39 | 1:57.962 | 4 |
| DNF | 61 | C | Michael PEET | Sunbeam Rapier/1600 | 5 | 13:53.614 | 7 laps | 3:50.131 | 48.06 | 2:07.887 | 3 |
| DNF | 79 | E | Paul YOUNG | Austin A40/948 | 4 | 9:32.851 | 8 laps | 1 lap | 55.95 | 2:14.395 | 2 |
| FASTEST LAP | | | | | | | | | | | |
| 11 | F | Roger STANFORD | Lotus Cortina Mk1/1600 | 4 | 1:48.156 | 74.09 mph | 119.24 kph | | | | |
| 77 | C | Richard SPRIGG | Ford Anglia/1558 | 5 | 1:51.023 | 72.17 mph | 116.16 kph | | | | |
| 1 | E | Andy MESSHAM | Austin Mini/850 | 10 | 1:56.366 | 68.86 mph | 110.82 kph | | | | |
| 31 | B | Grant CLEARWATER | Ford Zephyr MKII/2558 | 10 | 1:56.435 | 68.82 mph | 110.76 kph | | | | |
| 19 | D | Alan BOYCE | Morris Minor/1275 | 11 | 2:08.219 | 62.49 mph | 100.58 kph | | | | |

Weather / Track : Cloudy / Dry

These results are provisional until the conclusion of any judicial and technical matters.

Oulton Park Island
Circuit Length = 2.2260 miles
Start: 16:40 End: 17:05

| | | |
|-------------------|--|--------------|
| Clerk of Course : | | Timekeeper : |
|-------------------|--|--------------|

Thermex Classic Saloon/Historic Touring Car Series

RACE 5 - LAP CHART

| Lap 1 | | | Lap 2 | | | Lap 3 | | | Lap 4 | | | Lap 5 | | |
|-------|--------|----------|-------|----------|----------|-------|----------|----------|-------|----------|------------|-------|----------|------------|
| No | Behind | Laptime | No | Behind | Laptime | No | Behind | Laptime | No | Behind | Laptime | No | Behind | Laptime |
| 11 | | 1:55.166 | 11 | | 1:49.195 | 11 | | 1:48.397 | 11 | | 1:48.156 | 11 | | 1:51.861 |
| 46 | 2.875 | 1:58.041 | 46 | 4.623 | 1:50.943 | 46 | 7.234 | 1:51.008 | 46 | 8.913 | 1:49.835 | 46 | 8.416 | 1:51.364 |
| 77 | 4.627 | 1:59.793 | 4 | 9.136 | 1:53.180 | 4 | 12.112 | 1:51.373 | 4 | 16.992 | 1:53.036 | 70 | 1 LAP | 2:18.600 |
| 4 | 5.151 | 2:00.317 | 77 | 9.879 | 1:54.447 | 77 | 14.553 | 1:53.071 | 77 | 18.702 | 1:52.305 | 4 | 16.702 | 1:51.571 |
| 8 | 6.867 | 2:02.033 | 8 | 11.775 | 1:54.103 | 8 | 17.066 | 1:53.688 | 8 | 21.139 | 1:52.229 | 77 | 17.864 | 1:51.023 |
| 89 | 13.353 | 2:08.519 | 89 | 24.284 | 2:00.126 | 89 | 34.574 | 1:58.687 | 89 | 44.380 | 1:57.962 | 79 | 1 LAP | 2:39.430 P |
| 31 | 13.478 | 2:08.644 | 31 | 24.622 | 2:00.339 | 31 | 34.822 | 1:58.597 | 31 | 44.914 | 1:58.248 | 8 | 22.447 | 1:53.169 |
| 83 | 14.708 | 2:09.874 | 1 | 25.424 | 1:59.820 | 1 | 35.210 | 1:58.183 | 1 | 45.944 | 1:58.890 | 89 | 50.708 | 1:58.189 |
| 1 | 14.799 | 2:09.965 | 83 | 26.173 | 2:00.660 | 83 | 36.824 | 1:59.048 | 83 | 48.841 | 2:00.173 | 31 | 51.654 | 1:58.601 |
| 61 | 23.553 | 2:18.719 | 61 | 44.166 | 2:09.808 | 61 | 1:03.656 | 2:07.887 | 19 | 1:27.252 | 2:09.766 | 1 | 52.978 | 1:58.895 |
| 19 | 24.411 | 2:19.577 | 19 | 45.479 | 2:10.263 | 19 | 1:05.642 | 2:08.560 | 68 | 1:47.465 | 2:15.672 | 83 | 56.638 | 1:59.658 |
| 68 | 28.709 | 2:23.875 | 68 | 53.928 | 2:14.414 | 68 | 1:19.949 | 2:14.418 | 61 | 1:48.323 | 2:32.823 P | 19 | 1:46.365 | 2:10.974 |
| 79 | 29.368 | 2:24.534 | 79 | 54.568 | 2:14.395 | 79 | 1:20.663 | 2:14.492 | | | | | | |
| 70 | 34.577 | 2:29.743 | 70 | 1:04.663 | 2:19.281 | 70 | 1:33.981 | 2:17.715 | | | | | | |

Thermex Classic Saloon/Historic Touring Car Series

RACE 5 - LAP CHART

| Lap 6 | | | Lap 7 | | | Lap 8 | | | Lap 9 | | | Lap 10 | | |
|-------|----------|----------|-------|----------|----------|-------|----------|----------|-------|----------|----------|--------|----------|----------|
| No | Behind | Laptime | No | Behind | Laptime | No | Behind | Laptime | No | Behind | Laptime | No | Behind | Laptime |
| 11 | | 1:50.022 | 11 | | 1:49.126 | 11 | | 1:50.708 | 11 | | 1:52.262 | 11 | | 1:52.881 |
| 46 | 9.424 | 1:51.030 | 46 | 11.310 | 1:51.012 | 46 | 12.375 | 1:51.773 | 46 | 13.345 | 1:53.232 | 46 | 13.999 | 1:53.535 |
| 4 | 20.806 | 1:54.126 | 19 | 1 LAP | 2:11.540 | 4 | 25.353 | 1:51.730 | 4 | 24.059 | 1:50.968 | 70 | 2 LAPS | 2:19.701 |
| 68 | 1 LAP | 2:15.690 | 4 | 24.331 | 1:52.651 | 77 | 26.971 | 1:52.353 | 77 | 26.817 | 1:52.108 | 4 | 22.767 | 1:51.589 |
| 77 | 21.738 | 1:53.896 | 77 | 25.326 | 1:52.714 | 8 | 29.920 | 1:53.467 | 8 | 29.693 | 1:52.035 | 77 | 27.904 | 1:53.968 |
| 8 | 24.615 | 1:52.190 | 8 | 27.161 | 1:51.672 | 19 | 1 LAP | 2:11.029 | 19 | 1 LAP | 2:09.506 | 8 | 28.308 | 1:51.496 |
| 70 | 1 LAP | 2:17.423 | 68 | 1 LAP | 2:19.653 | 31 | 1:15.134 | 1:57.984 | 31 | 1:20.222 | 1:57.350 | 19 | 1 LAP | 2:09.507 |
| 31 | 59.728 | 1:58.096 | 61 | 2 LAPS | 4:44.377 | 1 | 1:16.356 | 1:58.455 | 1 | 1:20.931 | 1:56.837 | 31 | 1:23.776 | 1:56.435 |
| 1 | 1:00.517 | 1:57.561 | 70 | 1 LAP | 2:16.769 | 83 | 1:30.960 | 2:04.862 | 83 | 1:40.983 | 2:02.285 | 1 | 1:24.416 | 1:56.366 |
| 83 | 1:05.872 | 1:59.256 | 31 | 1:07.858 | 1:57.256 | 70 | 1 LAP | 2:28.554 | | | | 83 | 1:48.956 | 2:00.854 |
| | | | 1 | 1:08.609 | 1:57.218 | | | | | | | | | |
| | | | 83 | 1:16.806 | 2:00.060 | | | | | | | | | |

Thermex Classic Saloon/Historic Touring Car Series

RACE 5 - LAP CHART

| Lap 11 | | | Lap 12 | | |
|--------|----------|----------|--------|----------|----------|
| No | Behind | Laptime | No | Behind | Laptime |
| 11 | | 1:53.682 | 11 | | 1:55.336 |
| 46 | 15.162 | 1:54.845 | 83 | 1 LAP | 2:02.221 |
| 4 | 21.275 | 1:52.190 | 46 | 14.198 | 1:54.372 |
| 77 | 26.833 | 1:52.611 | 4 | 17.721 | 1:51.782 |
| 8 | 27.036 | 1:52.410 | 8 | 25.143 | 1:53.443 |
| 70 | 2 LAPS | 2:21.493 | 77 | 25.734 | 1:54.237 |
| 31 | 1:27.395 | 1:57.301 | 70 | 2 LAPS | 2:17.145 |
| 1 | 1:28.834 | 1:58.100 | 31 | 1:29.722 | 1:57.663 |
| 19 | 1 LAP | 2:10.809 | 1 | 1:30.689 | 1:57.191 |
| | | | 19 | 1 LAP | 2:08.219 |

Performance & Economy Chip Tuning Sports/Saloon Car Championship

RACE 8 - CLASSIFICATION

| POS | NO | CL | NAME | ENTRY | LAPS | TIME | GAP | DIFF | MPH | BEST | ON |
|-----|-----|----|--------------------|-----------------------------|------|-----------|----------|--------|-------|----------|----|
| 1 | 1 | D | Paul DOBSON | Mazda RX7/2600 | 8 | 12:24.794 | | | 86.07 | 1:31.069 | 3 |
| 2 | 123 | A | Ric WOOD | Audi RS6/5700 | 8 | 12:47.883 | 23.089 | 23.089 | 83.48 | 1:31.599 | 5 |
| 3 | 93 | C | Robert SPENCER | Stuart Taylor Locosaki/1200 | 8 | 12:49.798 | 25.004 | 1.915 | 83.28 | 1:33.857 | 3 |
| 4 | 96 | C | Chris ALLANSON | Z Cars Mini/1300 | 8 | 12:53.874 | 29.080 | 4.076 | 82.84 | 1:35.229 | 3 |
| 5 | 58 | A | Darren SMITH | TVR Tuscan/4500 | 8 | 13:00.532 | 35.738 | 6.658 | 82.13 | 1:34.803 | 3 |
| 6 | 38 | B | Kevin CRYER | Caterham 7/2000 | 8 | 13:03.615 | 38.821 | 3.083 | 81.81 | 1:35.744 | 8 |
| 7 | 21 | B | Mark CAMPBELL | Lotus Elan/2000 | 8 | 13:16.355 | 51.561 | 12.740 | 80.50 | 1:33.156 | 4 |
| 8 | 26 | B | Cam FORBES | Westfield SEiW/2000 | 8 | 13:18.068 | 53.274 | 1.713 | 80.33 | 1:36.451 | 6 |
| 9 | 39 | B | John MORRIS | Peugeot 206/2000 | 8 | 13:34.168 | 1:09.374 | 16.100 | 78.74 | 1:35.259 | 3 |
| 10 | 2 | E | Dannis COMPTON | BMW E30 M3/2500 | 8 | 13:42.259 | 1:17.465 | 8.091 | 77.96 | 1:39.714 | 7 |
| 11 | 45 | E | Derek KELLY-COOPER | Vauxhall Vectra/2500 | 8 | 13:49.071 | 1:24.277 | 6.812 | 77.32 | 1:40.803 | 7 |
| 12 | 55 | B | Peter WANN | Westfield SEi/1800 | 7 | 12:26.675 | 1 lap | 1 lap | 75.12 | 1:42.400 | 6 |
| 13 | 53 | D | David RAWLINS | Vauxhall Vectra/3200 | 7 | 12:33.572 | 1 lap | 6.897 | 74.43 | 1:43.516 | 6 |
| 14 | 25 | D | Bob CLAXTON | Renault 21 Turbo/2000 | 7 | 12:49.337 | 1 lap | 15.765 | 72.91 | 1:44.766 | 4 |
| 15 | 43 | A | Graham BRINDLEY | Ford Escort RS2000/1998 | 7 | 12:50.403 | 1 lap | 1.066 | 72.81 | 1:43.719 | 7 |
| 16 | 65 | B | Colin ROBINSON | Ford Escort/2500 | 7 | 12:54.511 | 1 lap | 4.108 | 72.42 | 1:44.046 | 3 |
| 17 | 6 | F | Phil HALL | Banks Lotus Europa/1598 | 7 | 13:27.196 | 1 lap | 32.685 | 69.49 | 1:47.430 | 7 |
| 18 | 66 | C | Lee JONES | Austin Mini/2000 | 7 | 13:30.998 | 1 lap | 3.802 | 69.16 | 1:51.626 | 7 |
| 19 | 37 | E | Brian ALLEN | Ford Fiesta XR2i/1615 | 7 | 13:31.803 | 1 lap | 0.805 | 69.09 | 1:51.808 | 3 |
| 20 | 40 | B | Dave MARIES | Westfield SEi/1800 | 7 | 13:50.519 | 1 lap | 18.716 | 67.54 | 1:55.799 | 4 |
| 21 | 85 | F | Anthony HAYES | Mini/1430 | 6 | 12:16.568 | 2 laps | 1 lap | 65.27 | 1:58.698 | 5 |
| 22 | 70 | F | John SPENCER | Peugeot 205GTi/1580 | 6 | 12:46.558 | 2 laps | 29.990 | 62.72 | 2:02.484 | 2 |

NOT CLASSIFIED

| | | | | | | | | | | | |
|-----|----|---|----------------|--------------------------|---|----------|--------|--------|-------|----------|---|
| DNF | 3 | C | Chris MARIES | MK Indy Busa/1340 | 4 | 6:25.599 | 4 laps | 2 laps | 83.12 | 1:34.009 | 4 |
| DNF | 95 | C | Paul WOOLFIT | Z Cars Mini/1300 | 3 | 5:06.956 | 5 laps | 1 lap | 78.32 | 1:37.624 | 3 |
| DNF | 91 | A | Jeremy SNOWDEN | Z Cars Mini Mayfair/2000 | 2 | 3:45.923 | 6 laps | 1 lap | 70.94 | 1:44.737 | 2 |
| DNF | 75 | E | Evan MORRIS | Ford Fiesta XR2/1998 | 2 | 4:45.600 | 6 laps | 59.677 | 56.11 | 2:22.170 | 1 |
| DNF | 52 | D | Andy ROBEY | BMW M3/3000 | 1 | 1:51.256 | 7 laps | 1 lap | 72.02 | 1:51.256 | 1 |

FASTEST LAP

| | | | | | | | |
|-----|---|----------------|-----------------------------|---|----------|-----------|------------|
| 1 | D | Paul DOBSON | Mazda RX7/2600 | 3 | 1:31.069 | 87.99 mph | 141.61 kph |
| 123 | A | Ric WOOD | Audi RS6/5700 | 5 | 1:31.599 | 87.48 mph | 140.79 kph |
| 21 | B | Mark CAMPBELL | Lotus Elan/2000 | 4 | 1:33.156 | 86.02 mph | 138.44 kph |
| 93 | C | Robert SPENCER | Stuart Taylor Locosaki/1200 | 3 | 1:33.857 | 85.38 mph | 137.40 kph |
| 2 | E | Dannis COMPTON | BMW E30 M3/2500 | 7 | 1:39.714 | 80.36 mph | 129.33 kph |
| 6 | F | Phil HALL | Banks Lotus Europa/1598 | 7 | 1:47.430 | 74.59 mph | 120.04 kph |

RACE STOPPED - CARS 10 AND 36 REMOVED FROM RESULTS

Weather / Track : Cloudy / Dry

These results are provisional until the conclusion of any judicial and technical matters.

Oulton Park Island
Circuit Length = 2.2260 miles
Start: 17:15 End: 17:31

| | |
|-------------------|--------------|
| Clerk of Course : | Timekeeper : |
|-------------------|--------------|

Performance & Economy Chip Tuning Sports/Saloon Car Championship

RACE 8 - LAP CHART

| Lap 1 | | | Lap 2 | | | Lap 3 | | | Lap 4 | | | Lap 5 | | |
|-------|--------|----------|-------|----------|----------|-------|----------|------------|-------|----------|----------|-------|----------|----------|
| No | Behind | Laptime | No | Behind | Laptime | No | Behind | Laptime | No | Behind | Laptime | No | Behind | Laptime |
| 1 | | 1:38.034 | 1 | | 1:31.911 | 1 | | 1:31.069 | 1 | | 1:32.103 | 1 | | 1:31.416 |
| 96 | 3.074 | 1:41.108 | 3 | 7.286 | 1:35.102 | 75 | 1 LAP | 2:23.430 P | 6 | 1 LAP | 1:48.290 | 37 | 1 LAP | 1:54.228 |
| 3 | 4.095 | 1:42.129 | 96 | 7.839 | 1:36.676 | 3 | 10.576 | 1:34.359 | 85 | 1 LAP | 2:00.381 | 66 | 1 LAP | 1:53.908 |
| 93 | 4.536 | 1:42.570 | 93 | 8.101 | 1:35.476 | 93 | 10.889 | 1:33.857 | 3 | 12.482 | 1:34.009 | 40 | 1 LAP | 1:55.799 |
| 123 | 6.356 | 1:44.390 | 123 | 11.485 | 1:37.040 | 96 | 11.999 | 1:35.229 | 93 | 12.892 | 1:34.106 | 93 | 16.786 | 1:35.310 |
| 58 | 7.561 | 1:45.595 | 58 | 12.222 | 1:36.572 | 123 | 13.581 | 1:33.165 | 70 | 1 LAP | 2:05.049 | 6 | 1 LAP | 1:47.731 |
| 38 | 8.830 | 1:46.864 | 38 | 13.645 | 1:36.726 | 58 | 15.956 | 1:34.803 | 96 | 15.577 | 1:35.681 | 123 | 18.398 | 1:31.599 |
| 26 | 10.290 | 1:48.324 | 26 | 16.567 | 1:38.188 | 38 | 18.452 | 1:35.876 | 123 | 18.215 | 1:36.737 | 96 | 20.026 | 1:35.865 |
| 52 | 13.222 | 1:51.256 | 95 | 19.387 | 1:37.895 | 26 | 23.643 | 1:38.145 | 58 | 19.281 | 1:35.428 | 58 | 24.459 | 1:36.594 |
| 95 | 13.403 | 1:51.437 | 2 | 22.155 | 1:40.254 | 95 | 25.942 | 1:37.624 | 38 | 22.522 | 1:36.173 | 38 | 28.823 | 1:37.717 |
| 2 | 13.812 | 1:51.846 | 45 | 28.964 | 1:43.039 | 2 | 30.879 | 1:39.793 | 26 | 30.629 | 1:39.089 | 85 | 1 LAP | 1:59.923 |
| 39 | 16.344 | 1:54.378 | 21 | 30.957 | 1:36.053 | 21 | 33.241 | 1:33.353 | 21 | 34.294 | 1:33.156 | 26 | 37.632 | 1:38.419 |
| 45 | 17.836 | 1:55.870 | 39 | 31.594 | 1:47.161 | 39 | 35.784 | 1:35.259 | 2 | 41.588 | 1:42.812 | 21 | 38.047 | 1:35.169 |
| 55 | 19.894 | 1:57.928 | 55 | 35.977 | 1:47.994 | 45 | 40.363 | 1:42.468 | 39 | 41.984 | 1:38.303 | 70 | 1 LAP | 2:05.697 |
| 53 | 23.071 | 2:01.105 | 91 | 35.978 | 1:44.737 | 55 | 51.371 | 1:46.463 | 45 | 50.428 | 1:42.168 | 39 | 53.708 | 1:43.140 |
| 91 | 23.152 | 2:01.186 | 53 | 38.471 | 1:47.311 | 53 | 54.707 | 1:47.305 | 55 | 1:02.884 | 1:43.616 | 2 | 55.641 | 1:45.469 |
| 21 | 26.815 | 2:04.849 | 25 | 43.669 | 1:47.104 | 25 | 59.530 | 1:46.930 | 53 | 1:07.631 | 1:45.027 | 45 | 1:00.921 | 1:41.909 |
| 25 | 28.476 | 2:06.510 | 43 | 48.124 | 1:50.044 | 43 | 1:03.820 | 1:46.765 | 25 | 1:12.193 | 1:44.766 | 55 | 1:16.038 | 1:44.570 |
| 40 | 29.654 | 2:07.688 | 65 | 51.248 | 1:47.366 | 65 | 1:04.225 | 1:44.046 | 43 | 1:17.748 | 1:46.031 | 53 | 1:21.358 | 1:45.143 |
| 43 | 29.991 | 2:08.025 | 40 | 55.146 | 1:57.403 | 37 | 1:16.477 | 1:51.808 | 65 | 1:18.395 | 1:46.273 | 25 | 1:28.479 | 1:47.702 |
| 37 | 31.944 | 2:09.978 | 37 | 55.738 | 1:55.705 | 66 | 1:18.782 | 1:53.346 | | | | | | |
| 66 | 34.613 | 2:12.647 | 66 | 56.505 | 1:53.803 | 40 | 1:21.484 | 1:57.407 | | | | | | |
| 65 | 35.793 | 2:13.827 | 85 | 1:08.497 | 1:59.090 | | | | | | | | | |
| 85 | 41.318 | 2:19.352 | 70 | 1:12.534 | 2:02.484 | | | | | | | | | |
| 70 | 41.961 | 2:19.995 | 6 | 1:16.964 | 2:03.791 | | | | | | | | | |
| 75 | 44.136 | 2:22.170 | | | | | | | | | | | | |
| 6 | 45.084 | 2:23.118 | | | | | | | | | | | | |

RACE STOPPED - CARS 10 AND 36 REMOVED FROM RESULTS

Weather / Track : Cloudy / Dry

Performance & Economy Chip Tuning Sports/Saloon Car Championship

RACE 8 - LAP CHART

| Lap 6 | | | Lap 7 | | | Lap 8 | | |
|-------|----------|----------|-------|----------|----------|-------|----------|------------|
| No | Behind | Laptime | No | Behind | Laptime | No | Behind | Laptime |
| 1 | | 1:34.134 | 1 | | 1:33.667 | 1 | | 1:32.460 |
| 65 | 1 LAP | 1:49.829 | 25 | 1 LAP | 1:48.407 | 55 | 1 LAP | 1:43.704 |
| 43 | 1 LAP | 1:50.700 | 43 | 1 LAP | 1:45.119 | 53 | 1 LAP | 1:44.165 |
| 123 | 18.553 | 1:34.289 | 65 | 1 LAP | 1:46.163 | 70 | 2 LAPS | 2:07.386 |
| 93 | 19.178 | 1:36.526 | 123 | 18.236 | 1:33.350 | 123 | 23.089 | 1:37.313 |
| 96 | 24.000 | 1:38.108 | 93 | 20.734 | 1:35.223 | 25 | 1 LAP | 1:47.918 |
| 37 | 1 LAP | 1:53.401 | 96 | 25.698 | 1:35.365 | 93 | 25.004 | 1:36.730 |
| 66 | 1 LAP | 1:53.146 | 58 | 31.462 | 1:35.987 | 43 | 1 LAP | 1:43.719 |
| 58 | 29.142 | 1:38.817 | 38 | 35.537 | 1:36.636 | 96 | 29.080 | 1:35.842 |
| 38 | 32.568 | 1:37.879 | 21 | 40.656 | 1:35.240 | 65 | 1 LAP | 1:47.007 |
| 6 | 1 LAP | 1:49.140 | 37 | 1 LAP | 1:52.601 | 58 | 35.738 | 1:36.736 |
| 40 | 1 LAP | 1:58.150 | 26 | 46.436 | 1:40.154 | 38 | 38.821 | 1:35.744 |
| 21 | 39.083 | 1:35.170 | 66 | 1 LAP | 1:52.522 | 21 | 51.561 | 1:43.365 P |
| 26 | 39.949 | 1:36.451 | 6 | 1 LAP | 1:47.696 | 26 | 53.274 | 1:39.298 |
| 85 | 1 LAP | 1:58.698 | 40 | 1 LAP | 1:56.606 | 6 | 1 LAP | 1:47.430 |
| 39 | 59.571 | 1:39.997 | 39 | 1:03.840 | 1:37.936 | 66 | 1 LAP | 1:51.626 |
| 2 | 1:03.619 | 1:42.112 | 2 | 1:09.666 | 1:39.714 | 37 | 1 LAP | 1:54.082 |
| 45 | 1:07.823 | 1:41.036 | 45 | 1:14.959 | 1:40.803 | 39 | 1:09.374 | 1:37.994 |
| 70 | 1 LAP | 2:05.947 | 85 | 1 LAP | 1:59.124 | 2 | 1:17.465 | 1:40.259 |
| 55 | 1:24.304 | 1:42.400 | | | | 45 | 1:24.277 | 1:41.778 |
| 53 | 1:30.740 | 1:43.516 | | | | 40 | 1 LAP | 1:57.466 |

RACE STOPPED - CARS 10 AND 36 REMOVED FROM RESULTS

Weather / Track : Cloudy / Dry

Track & Race Pre '93 Touring Car Championship

RACE 9 - CLASSIFICATION

| POS | NO | CL | NAME | ENTRY | LAPS | TIME | GAP | DIFF | MPH | BEST | ON |
|----------------|----|-------------------------|---------------------------|------------------------------|----------|-----------|-----------------|----------|------------|----------|----|
| 1 | 82 | B | Craig JAIMESON | Ford Sierra Cosworth/1993 | 13 | 22:15.320 | | | 78.01 | 1:39.869 | 7 |
| 2 | 8 | B | Anthony GORMAN | BMW M3/3000 | 13 | 22:23.728 | 8.408 | 8.408 | 77.52 | 1:40.450 | 6 |
| 3 | 3 | B | Mark OSBOURN | Mitsubishi Starion/1997 | 13 | 22:52.508 | 37.188 | 28.780 | 75.90 | 1:42.391 | 6 |
| 4 | 40 | B | Steve MOORE | Saab 9000 Turbo/2290 | 13 | 22:55.423 | 40.103 | 2.915 | 75.74 | 1:43.118 | 7 |
| 5 | 68 | B | Stuart TRANTER | Rover Tomcat/1994 | 13 | 23:26.923 | 1:11.603 | 31.500 | 74.04 | 1:45.631 | 7 |
| 6 | 21 | D | Ryan GORMAN | BMW E30 325i/2500 | 13 | 23:32.282 | 1:16.962 | 5.359 | 73.76 | 1:46.821 | 5 |
| 7 | 17 | B | Carl BENNETT | BMW M3/3000 | 13 | 23:33.275 | 1:17.955 | 0.993 | 73.71 | 1:43.566 | 7 |
| 8 | 4 | B | Tim SCOTT ANDREWS | Rover Vitesse/3528 | 13 | 23:41.458 | 1:26.138 | 8.183 | 73.28 | 1:46.204 | 7 |
| 9 | 93 | D | Dean RAYMOND | Vauxhall Astra/1998 | 12 | 22:16.621 | 1 lap | 1 lap | 71.94 | 1:48.082 | 6 |
| 10 | 31 | E | Stuart MacMASTER | Honda Civic/1600 | 12 | 22:31.522 | 1 lap | 14.901 | 71.15 | 1:46.777 | 8 |
| 11 | 90 | C | Glynn ALLEN | BMW M3 E30/2300 | 12 | 23:06.790 | 1 lap | 35.268 | 69.34 | 1:52.847 | 2 |
| 12 | 62 | D | Andrew HOLLEY | Volkswagen Golf GTi/1800 | 12 | 23:12.952 | 1 lap | 6.162 | 69.03 | 1:54.317 | 10 |
| 13 | 92 | F | Daniel SMOUGHTON | BMW 320/1998 | 12 | 23:14.233 | 1 lap | 1.281 | 68.97 | 1:53.282 | 5 |
| NOT CLASSIFIED | | | | | | | | | | | |
| DNF | 55 | A | David HOWARD | Jaguar XJ12/5343 | 10 | 16:58.790 | 3 laps | 2 laps | 78.65 | 1:40.323 | 7 |
| DNF | 74 | B | Anthony WRIGHT | Rover Tomcat/2000 | 8 | 14:14.477 | 5 laps | 2 laps | 75.02 | 1:43.222 | 6 |
| DNF | 75 | D | Peter SMART | Alfa Romeo 75 Twinspark/1962 | 8 | 15:40.882 | 5 laps | 1:26.405 | 68.13 | 1:53.942 | 6 |
| DNF | 45 | C | Len SIMPSON | Volkswagen Vento VR6/2989 | 6 | 10:32.792 | 7 laps | 2 laps | 75.98 | 1:41.498 | 2 |
| FASTEST LAP | | | | | | | | | | | |
| 82 | B | Craig JAIMESON | Ford Sierra Cosworth/1993 | 7 | 1:39.869 | | 80.24 mph | | 129.13 kph | | |
| 55 | A | David HOWARD | Jaguar XJ12/5343 | 7 | 1:40.323 | | 79.87 mph | | 128.55 kph | | |
| 45 | C | Len SIMPSON | Volkswagen Vento VR6/2989 | 2 | 1:41.498 | | 78.95 mph | | 127.06 kph | | |
| 31 | E | Stuart MacMASTER | Honda Civic/1600 | 8 | 1:46.777 | | 75.04 mph | | 120.78 kph | | |
| 21 | D | Ryan GORMAN | BMW E30 325i/2500 | 5 | 1:46.821 | | 75.01 mph | | 120.73 kph | | |
| 92 | F | Daniel SMOUGHTON | BMW 320/1998 | 5 | 1:53.282 | | 70.74 mph | | 113.84 kph | | |

Weather / Track : Cloudy / Dry

These results are provisional until the conclusion of any judicial and technical matters.

Oulton Park Island
Circuit Length = 2.2260 miles
Start: 18:00 End: 18:24

| | | |
|-------------------|--|--------------|
| Clerk of Course : | | Timekeeper : |
|-------------------|--|--------------|

Track & Race Pre '93 Touring Car Championship

RACE 9 - LAP CHART

| Lap 1 | | | Lap 2 | | | Lap 3 | | | Lap 4 | | | Lap 5 | | |
|-------|--------|----------|-------|--------|----------|-------|--------|----------|-------|----------|----------|-------|----------|----------|
| No | Behind | Laptime | No | Behind | Laptime | No | Behind | Laptime | No | Behind | Laptime | No | Behind | Laptime |
| 55 | | 1:47.631 | 55 | | 1:41.021 | 55 | | 1:41.477 | 82 | | 1:41.934 | 82 | | 1:40.057 |
| 82 | 1.453 | 1:49.084 | 82 | 1.651 | 1:41.219 | 82 | 0.535 | 1:40.361 | 55 | 0.650 | 1:43.119 | 55 | 1.394 | 1:40.801 |
| 45 | 2.315 | 1:49.946 | 45 | 2.792 | 1:41.498 | 8 | 3.254 | 1:40.890 | 8 | 1.372 | 1:40.587 | 8 | 2.115 | 1:40.800 |
| 8 | 2.736 | 1:50.367 | 8 | 3.841 | 1:42.126 | 45 | 4.009 | 1:42.694 | 45 | 4.052 | 1:42.512 | 45 | 10.978 | 1:46.983 |
| 17 | 4.329 | 1:51.960 | 17 | 8.829 | 1:45.521 | 17 | 13.415 | 1:46.063 | 17 | 16.558 | 1:45.612 | 40 | 21.346 | 1:44.530 |
| 68 | 5.922 | 1:53.553 | 40 | 11.928 | 1:46.332 | 40 | 14.997 | 1:44.546 | 40 | 16.873 | 1:44.345 | 3 | 22.568 | 1:43.066 |
| 40 | 6.617 | 1:54.248 | 68 | 13.972 | 1:49.071 | 74 | 16.805 | 1:44.008 | 3 | 19.559 | 1:44.866 | 17 | 22.634 | 1:46.133 |
| 74 | 8.194 | 1:55.825 | 74 | 14.274 | 1:47.101 | 3 | 17.162 | 1:43.808 | 74 | 22.025 | 1:47.689 | 68 | 30.553 | 1:46.786 |
| 21 | 9.481 | 1:57.112 | 3 | 14.831 | 1:46.263 | 68 | 20.433 | 1:47.938 | 68 | 23.824 | 1:45.860 | 74 | 31.504 | 1:49.536 |
| 3 | 9.589 | 1:57.220 | 21 | 16.332 | 1:47.872 | 21 | 21.927 | 1:47.072 | 21 | 27.168 | 1:47.710 | 21 | 33.932 | 1:46.821 |
| 31 | 13.304 | 2:00.935 | 31 | 21.328 | 1:49.045 | 4 | 28.547 | 1:48.628 | 4 | 32.962 | 1:46.884 | 4 | 39.331 | 1:46.426 |
| 4 | 13.746 | 2:01.377 | 4 | 21.396 | 1:48.671 | 31 | 29.872 | 1:50.021 | 31 | 35.627 | 1:48.224 | 31 | 43.498 | 1:47.928 |
| 93 | 15.123 | 2:02.754 | 93 | 23.825 | 1:49.723 | 93 | 31.429 | 1:49.081 | 93 | 37.520 | 1:48.560 | 93 | 45.784 | 1:48.321 |
| 90 | 17.221 | 2:04.852 | 90 | 29.047 | 1:52.847 | 90 | 41.205 | 1:53.635 | 90 | 52.713 | 1:53.977 | 90 | 1:06.274 | 1:53.618 |
| 62 | 18.891 | 2:06.522 | 62 | 32.664 | 1:54.794 | 62 | 46.496 | 1:55.309 | 62 | 58.995 | 1:54.968 | 62 | 1:13.338 | 1:54.400 |
| 92 | 20.409 | 2:08.040 | 92 | 35.573 | 1:56.185 | 92 | 49.142 | 1:55.046 | 92 | 1:00.515 | 1:53.842 | 92 | 1:13.740 | 1:53.282 |
| 75 | 21.757 | 2:09.388 | 75 | 37.030 | 1:56.294 | 75 | 51.574 | 1:56.021 | 75 | 1:04.360 | 1:55.255 | 75 | 1:19.714 | 1:55.411 |

Track & Race Pre '93 Touring Car Championship

RACE 9 - LAP CHART

| Lap 6 | | | Lap 7 | | | Lap 8 | | | Lap 9 | | | Lap 10 | | |
|-------|----------|----------|-------|----------|----------|-------|----------|----------|-------|----------|----------|--------|----------|----------|
| No | Behind | Laptime | No | Behind | Laptime | No | Behind | Laptime | No | Behind | Laptime | No | Behind | Laptime |
| 82 | | 1:39.974 | 82 | | 1:39.869 | 82 | | 1:41.772 | 82 | | 1:40.720 | 82 | | 1:42.205 |
| 55 | 1.854 | 1:40.434 | 55 | 2.308 | 1:40.323 | 55 | 1.907 | 1:41.371 | 55 | 2.274 | 1:41.087 | 55 | 1.595 | 1:41.526 |
| 8 | 2.591 | 1:40.450 | 8 | 3.206 | 1:40.484 | 62 | 1 LAP | 1:55.995 | 8 | 5.657 | 1:42.218 | 8 | 5.829 | 1:42.377 |
| 45 | 20.163 | 1:49.159 | 40 | 27.745 | 1:43.118 | 92 | 1 LAP | 1:56.526 | 90 | 1 LAP | 1:55.906 | 90 | 1 LAP | 1:56.971 |
| 40 | 24.496 | 1:43.124 | 3 | 28.187 | 1:43.071 | 8 | 4.159 | 1:42.725 | 62 | 1 LAP | 1:54.653 | 62 | 1 LAP | 1:54.873 |
| 3 | 24.985 | 1:42.391 | 17 | 31.121 | 1:43.566 | 75 | 1 LAP | 1:57.905 | 92 | 1 LAP | 1:54.669 | 92 | 1 LAP | 1:55.221 |
| 17 | 27.424 | 1:44.764 | 74 | 38.752 | 1:43.869 | 40 | 29.513 | 1:43.540 | 75 | 1 LAP | 1:56.666 | 40 | 35.101 | 1:44.018 |
| 74 | 34.752 | 1:43.222 | 68 | 42.436 | 1:45.631 | 3 | 29.730 | 1:43.315 | 40 | 33.288 | 1:44.495 | 3 | 35.646 | 1:44.185 |
| 68 | 36.674 | 1:46.095 | 21 | 49.623 | 1:47.792 | 17 | 33.705 | 1:44.356 | 3 | 33.666 | 1:44.656 | 17 | 54.171 | 1:47.924 |
| 21 | 41.700 | 1:47.742 | 4 | 54.207 | 1:46.204 | 74 | 40.207 | 1:43.227 | 17 | 48.452 | 1:55.467 | 68 | 59.377 | 1:47.599 |
| 4 | 47.872 | 1:48.515 | 31 | 57.415 | 1:46.954 | 68 | 46.956 | 1:46.292 | 68 | 53.983 | 1:47.747 | 21 | 1:07.137 | 1:47.775 |
| 31 | 50.330 | 1:46.806 | 93 | 1:02.423 | 1:48.400 | 21 | 55.179 | 1:47.328 | 21 | 1:01.567 | 1:47.108 | 4 | 1:09.737 | 1:46.800 |
| 93 | 53.892 | 1:48.082 | 90 | 1:36.087 | 1:55.476 | 4 | 59.149 | 1:46.714 | 4 | 1:05.142 | 1:46.713 | 31 | 1:15.449 | 1:48.748 |
| 90 | 1:20.480 | 1:54.180 | | | | 31 | 1:02.420 | 1:46.777 | 31 | 1:08.906 | 1:47.206 | 93 | 1:34.266 | 1:52.664 |
| 62 | 1:27.838 | 1:54.474 | | | | 93 | 1:11.740 | 1:51.089 | 93 | 1:23.807 | 1:52.787 | | | |
| 92 | 1:27.988 | 1:54.222 | | | | | | | | | | | | |
| 75 | 1:33.682 | 1:53.942 | | | | | | | | | | | | |

Track & Race Pre '93 Touring Car Championship

RACE 9 - LAP CHART

| Lap 11 | | | Lap 12 | | | Lap 13 | | |
|--------|----------|----------|--------|----------|----------|--------|----------|----------|
| No | Behind | Laptime | No | Behind | Laptime | No | Behind | Laptime |
| 82 | | 1:41.574 | 82 | | 1:46.950 | 82 | | 1:49.601 |
| 8 | 6.780 | 1:42.525 | 8 | 8.726 | 1:48.896 | 93 | 1 LAP | 1:52.445 |
| 90 | 1 LAP | 1:54.064 | 3 | 37.755 | 1:47.118 | 8 | 8.408 | 1:49.283 |
| 3 | 37.587 | 1:43.515 | 40 | 42.070 | 1:48.306 | 31 | 1 LAP | 2:14.036 |
| 40 | 40.714 | 1:47.187 | 90 | 1 LAP | 1:55.592 | 3 | 37.188 | 1:49.034 |
| 62 | 1 LAP | 1:54.317 | 62 | 1 LAP | 1:56.532 | 40 | 40.103 | 1:47.634 |
| 92 | 1 LAP | 1:55.354 | 92 | 1 LAP | 1:55.095 | 90 | 1 LAP | 1:55.672 |
| 17 | 1:01.701 | 1:49.104 | 17 | 1:03.828 | 1:49.077 | 62 | 1 LAP | 1:56.115 |
| 68 | 1:06.513 | 1:48.710 | 68 | 1:08.928 | 1:49.365 | 92 | 1 LAP | 1:56.751 |
| 21 | 1:13.267 | 1:47.704 | 21 | 1:16.116 | 1:49.799 | 68 | 1:11.603 | 1:52.276 |
| 4 | 1:17.695 | 1:49.532 | 4 | 1:21.587 | 1:50.842 | 21 | 1:16.962 | 1:50.447 |
| 31 | 1:38.717 | 2:04.842 | | | | 17 | 1:17.955 | 2:03.728 |
| 93 | 1:45.407 | 1:52.715 | | | | 4 | 1:26.138 | 1:54.152 |